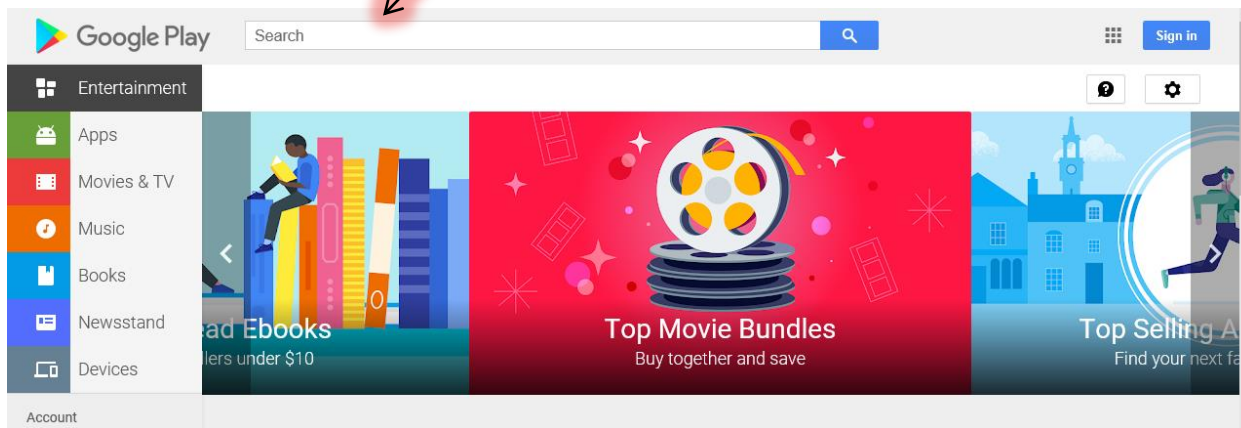


## Downloading the OverDrive App


iOS or Mac devices download OverDrive app through the Apple Store. For Android, download the OverDrive app using Google's *Google Play Store*.

**\*For Android Users:** Make sure that you have your Gmail and password information prior to downloading the app. If you don't have one you can register for free at: [https://www.gmail.com/mail/help/intl/en/about.html?utm\\_expid=1737704-2.2dC\\_fh0vQ-uyomE2YhRX3Q.0](https://www.gmail.com/mail/help/intl/en/about.html?utm_expid=1737704-2.2dC_fh0vQ-uyomE2YhRX3Q.0)

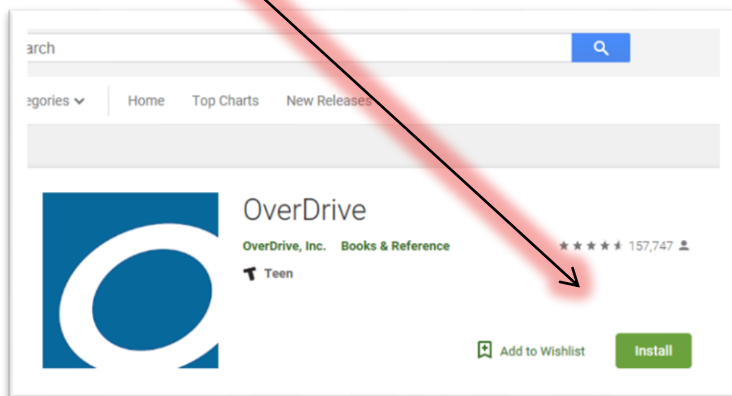
### 1. Type *OverDrive* App in the Search Bar



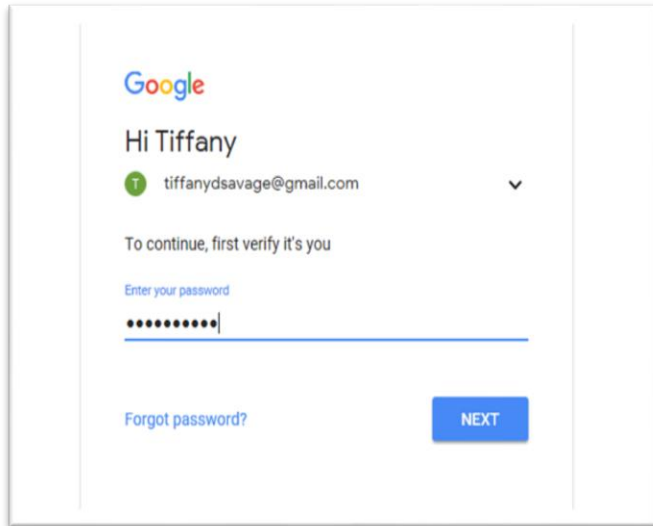
**2. Select the *OverDrive* App icon.**




**3). Click Install.**



**4). Kindle App may ask you to verify your email password**



**5). OverDrive will ask you permission to access some of your files, click install once again.**



**6). A box will appear stating that the app has been installed successfully.**

**(See Kindle App Tutorial next to gain the full benefits of OverDrive)**