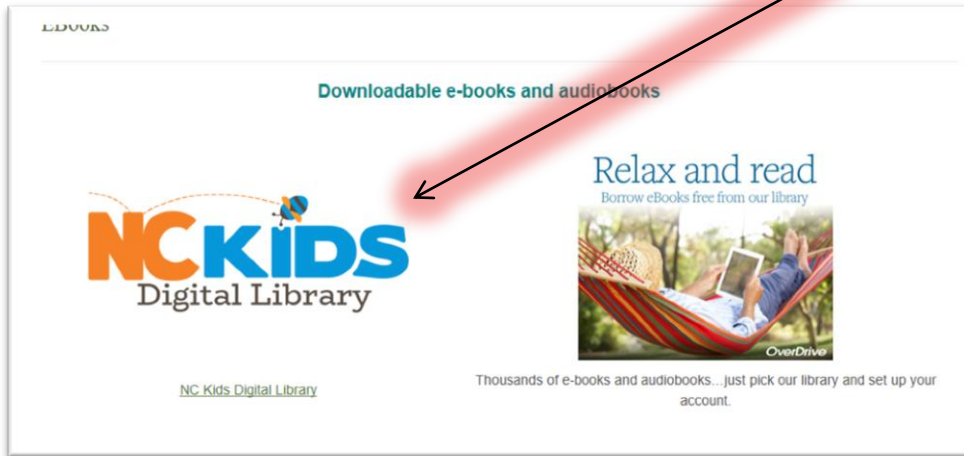


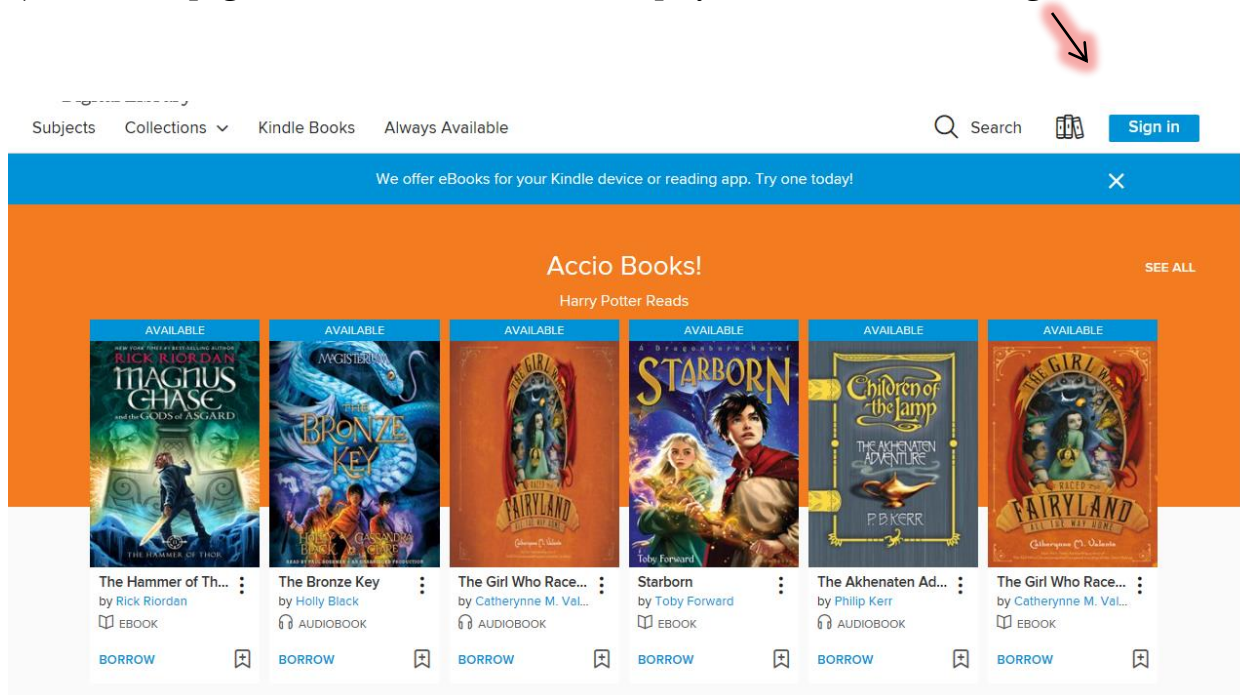
Accessing NCKids Digital Library

Prior to accessing NC KidsDigital Library make sure that you have downloaded the OverDrive App and Kindle App on your devices.

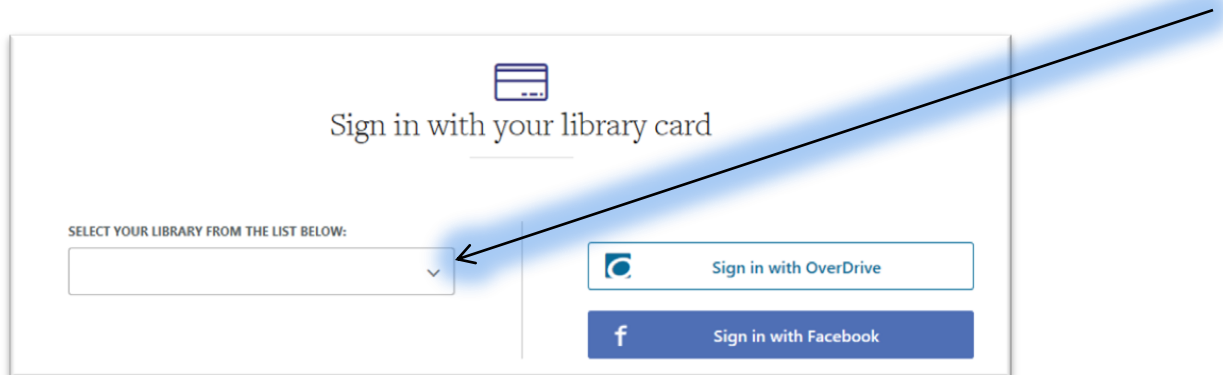
- 1) Make sure you access RB Digital from the Sampson Clinton Public Library Site:
http://www.sampsonnc.com/departments/library_services/ebooks1.php
- 2) The following page should display and click on the *NC Kids* icon below.



3). The homepage should look similar to the display below. Locate in the *Sign-In* tab in the upper right hand corner and select.



4). Once redirected to *Sign-into Your Library* page, your page should look this. Select Sampson-Clinton Public Library in the drop down box.



5). Signing into Your Library

The screenshot shows a sign-in page titled "Sign in with your library card". It features a dropdown menu for library selection (currently showing "Sampson-Clinton Public Library"), input fields for "CARD NUMBER" and "PIN", a "REMEMBER MY CARD NUMBER ON THIS DEVICE" checkbox, and a "SIGN IN" button. To the right, there are links for "Sign in with OverDrive" and "Sign in with Facebook". A section titled "Why should I choose one of these options?" explains that these methods allow signing into the OverDrive app and websites using the same email address or Facebook account. Annotations include: an orange highlight and arrow pointing to the "CARD NUMBER" field labeled 'a'; a red highlight and arrow pointing to the "Sign in with OverDrive" and "Sign in with Facebook" buttons labeled 'b'; and a blue highlight and arrow pointing to the "SIGN IN" button labeled 'c'.

a. Type in your Library Card number without any spaces.

~Your card # can be found on the back of your card below the barcode.

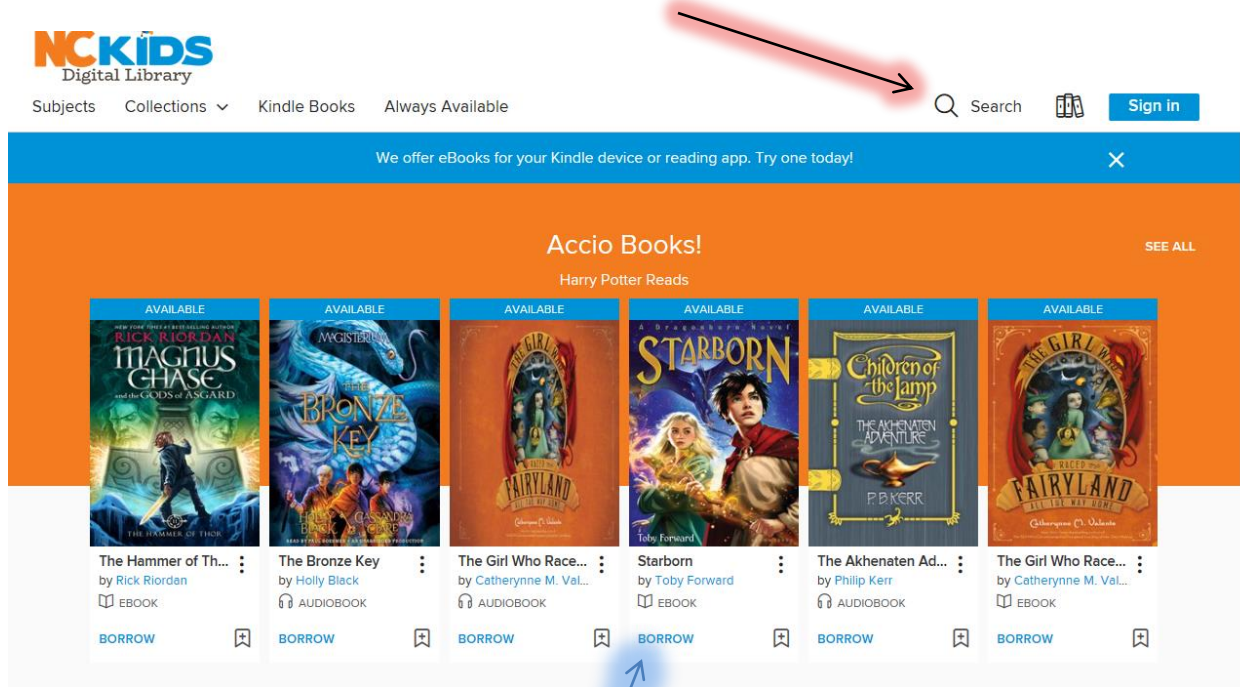
b. Then type in your 4-digit PIN#.

~If you have forgotten you will need to visit the library to reset.

As well you have the option to select for your personal device to remember your password, so that you will not have to provide your login information in the future.

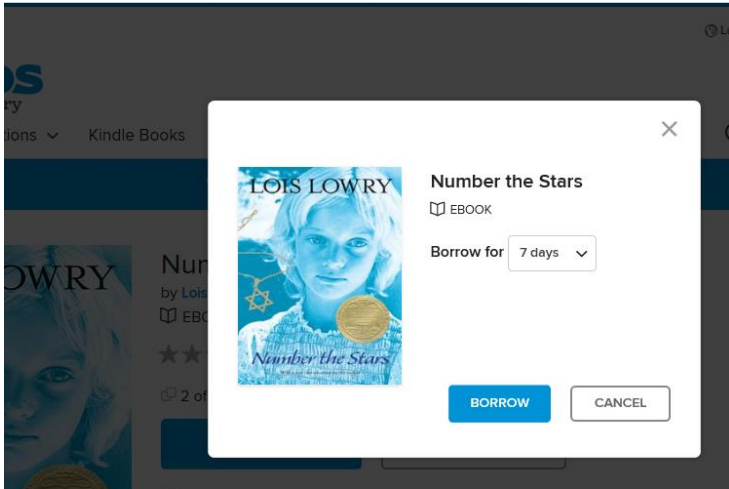
c. Finally select sign-in.

6). Once signed in, you can search for titles in the *Search* Toolbar.

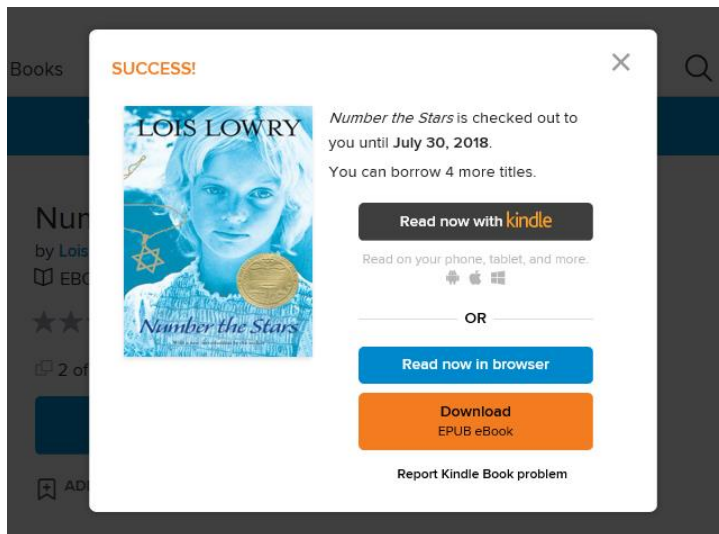


7). When you have located your title click *Borrow*, if item is available or either *Place a Hold*.

8). A box will appear with the length of time you may wish to borrow the selected title; select your length of time.



9). Then a *Success* page will occur. You will be asked to choose which method you would like to view your Ebook.



Please be advised that methods vary with titles. The following methods may be suggested:

- MP3 audiobook- only for audiobooks
- Kindle- can only work if app has been previously downloaded from Google Play or Apple iTunes
- Listen in Browser- allows user to listen without Kindle to their audiobook
- Download Ebook- allows user to download book to device.

10). Once books are checked out, you will be able to retrieve them in your *Loan(s)* tab to begin reading.


Loans

Wish list

Rated titles

History

Settings




Your loans are waiting for you in Libby. Get the free app and start reading today! Learn more at meet.libbyapp.com.

Hide

Loans

You can borrow 4 more titles. [See all account limits.](#)

EXPIRES IN 7 DAYS



Number the Stars

Lois Lowry

EBOOK

★★★★★


Read now with **kindle**

Read on your phone, tablet, and more.

OR

Read now in browser

Download EPUB eBook

Return

6 | Page