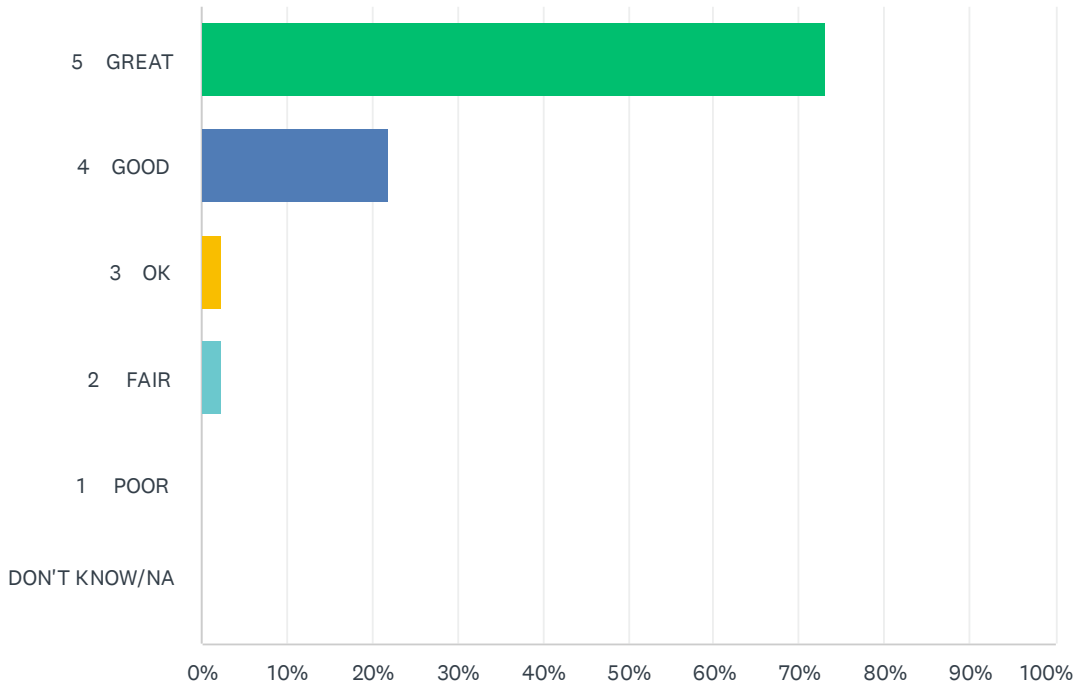


Q1 EASE OF GETTING CARE: Time between making appointment and being seen

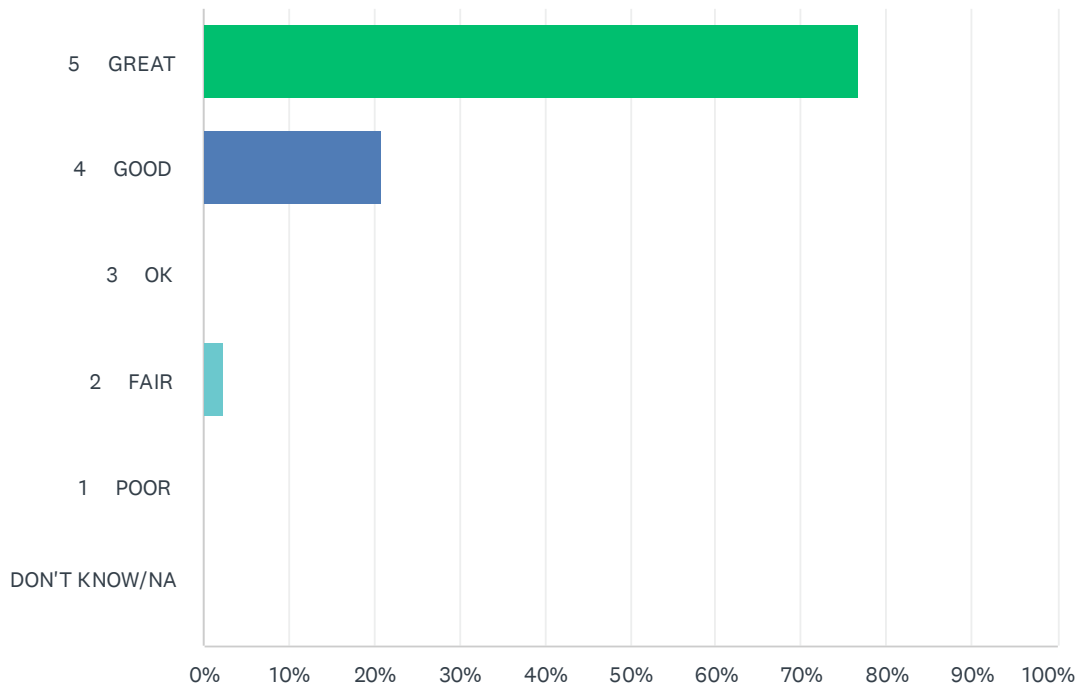
Answered: 41 Skipped: 33



ANSWER CHOICES	RESPONSES	
5 GREAT	73.17%	30
4 GOOD	21.95%	9
3 OK	2.44%	1
2 FAIR	2.44%	1
1 POOR	0.00%	0
DON'T KNOW/NA	0.00%	0
Total Respondents: 41		

Q2 EASE OF GETTING CARE: Convenience of clinic hours

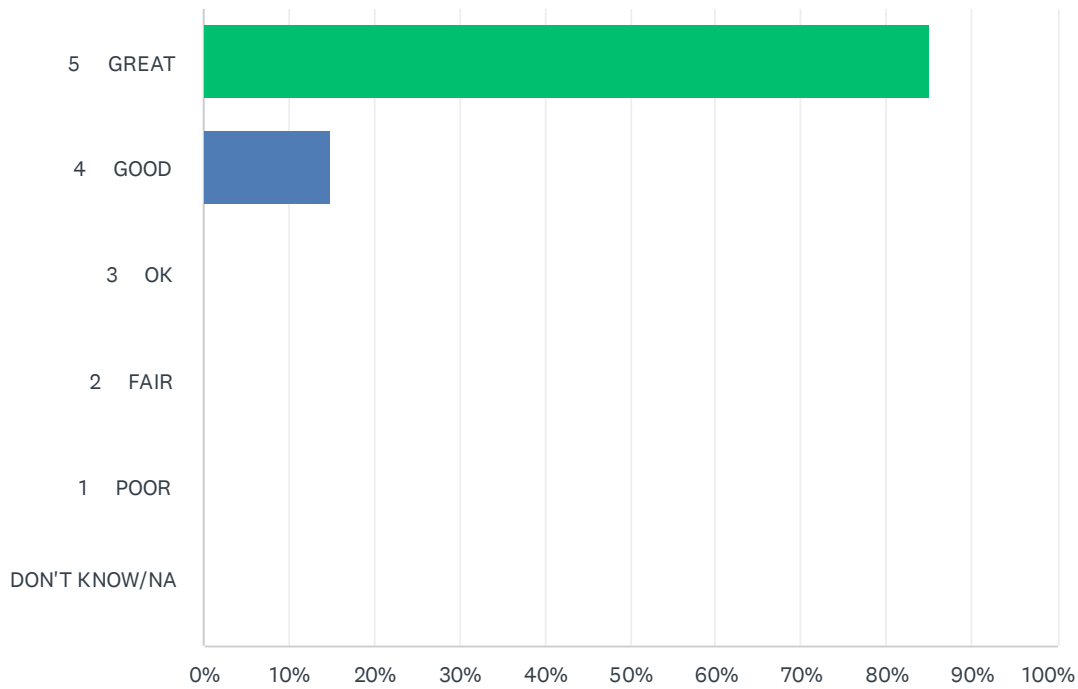
Answered: 43 Skipped: 31



ANSWER CHOICES	RESPONSES	
5 GREAT	76.74%	33
4 GOOD	20.93%	9
3 OK	0.00%	0
2 FAIR	2.33%	1
1 POOR	0.00%	0
DON'T KNOW/NA	0.00%	0
Total Respondents: 43		

Q3 EASE OF GETTING CARE: Convenience of clinic location

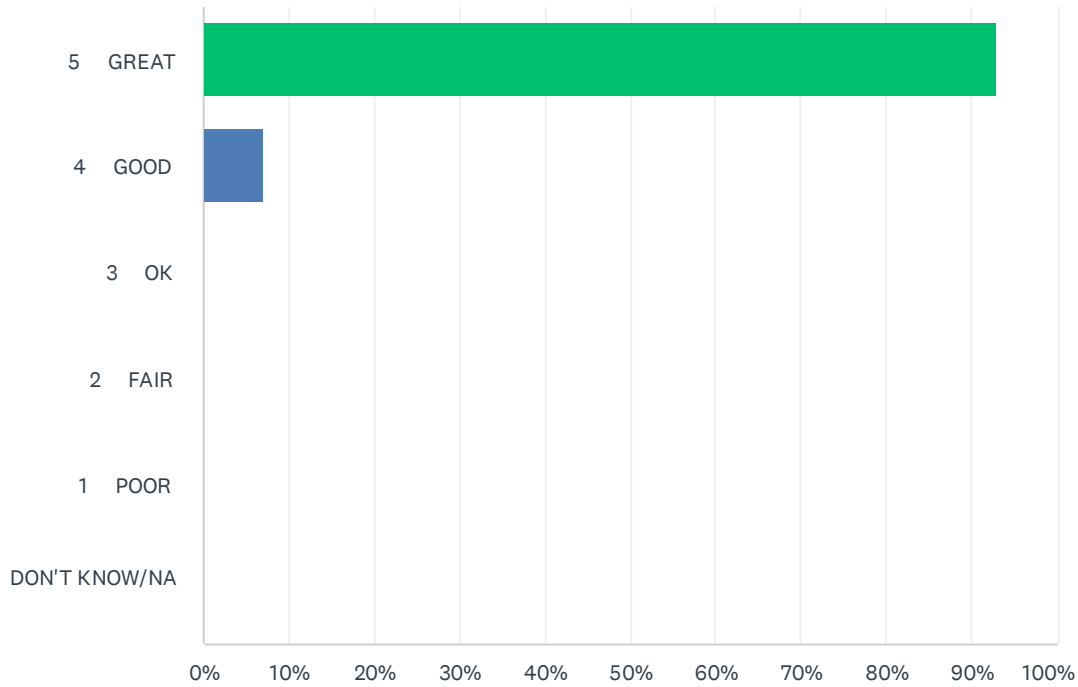
Answered: 40 Skipped: 34



ANSWER CHOICES	RESPONSES
5 GREAT	85.00% 34
4 GOOD	15.00% 6
3 OK	0.00% 0
2 FAIR	0.00% 0
1 POOR	0.00% 0
DON'T KNOW/NA	0.00% 0
Total Respondents: 40	

Q4 FRONT DESK STAFF: Courteous & Respectful

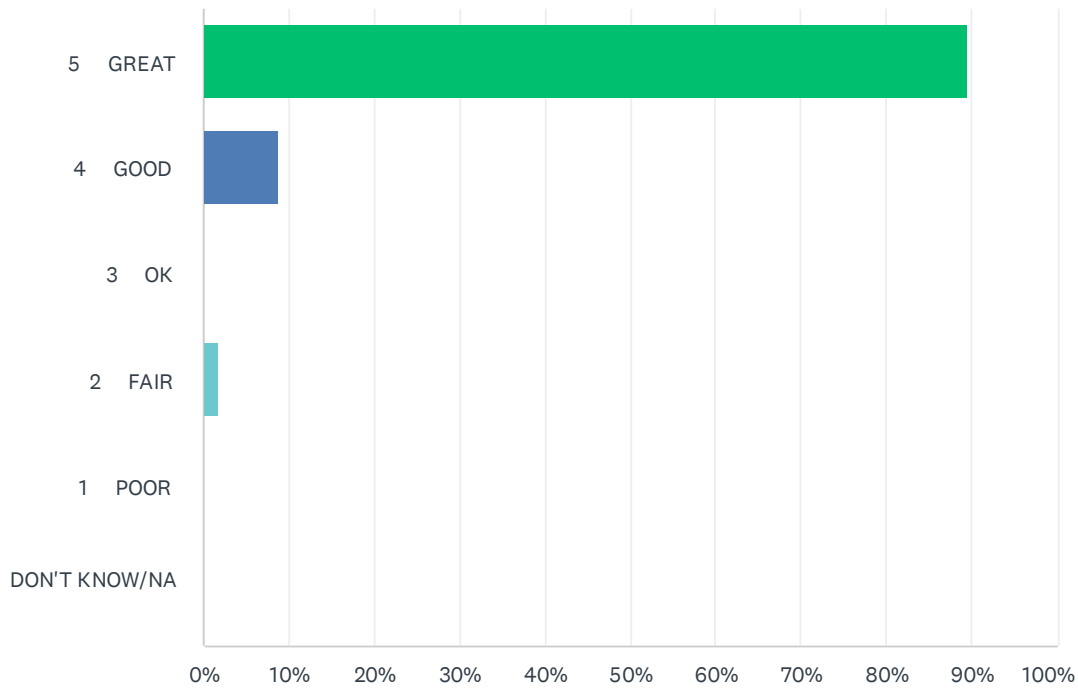
Answered: 57 Skipped: 17



ANSWER CHOICES	RESPONSES
5 GREAT	92.98% 53
4 GOOD	7.02% 4
3 OK	0.00% 0
2 FAIR	0.00% 0
1 POOR	0.00% 0
DON'T KNOW/NA	0.00% 0
Total Respondents: 57	

Q5 FRONT DESK STAFF: Clearly explains registration process

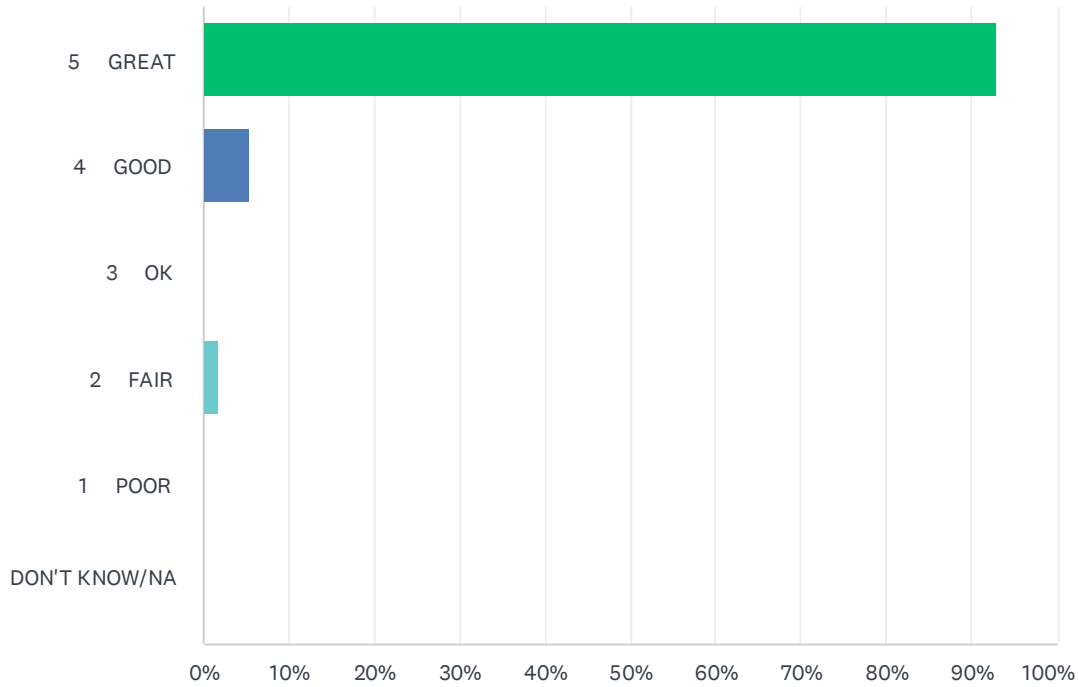
Answered: 57 Skipped: 17



ANSWER CHOICES	RESPONSES
5 GREAT	89.47% 51
4 GOOD	8.77% 5
3 OK	0.00% 0
2 FAIR	1.75% 1
1 POOR	0.00% 0
DON'T KNOW/NA	0.00% 0
Total Respondents: 57	

Q6 FRONT DESK STAFF: Protects your privacy

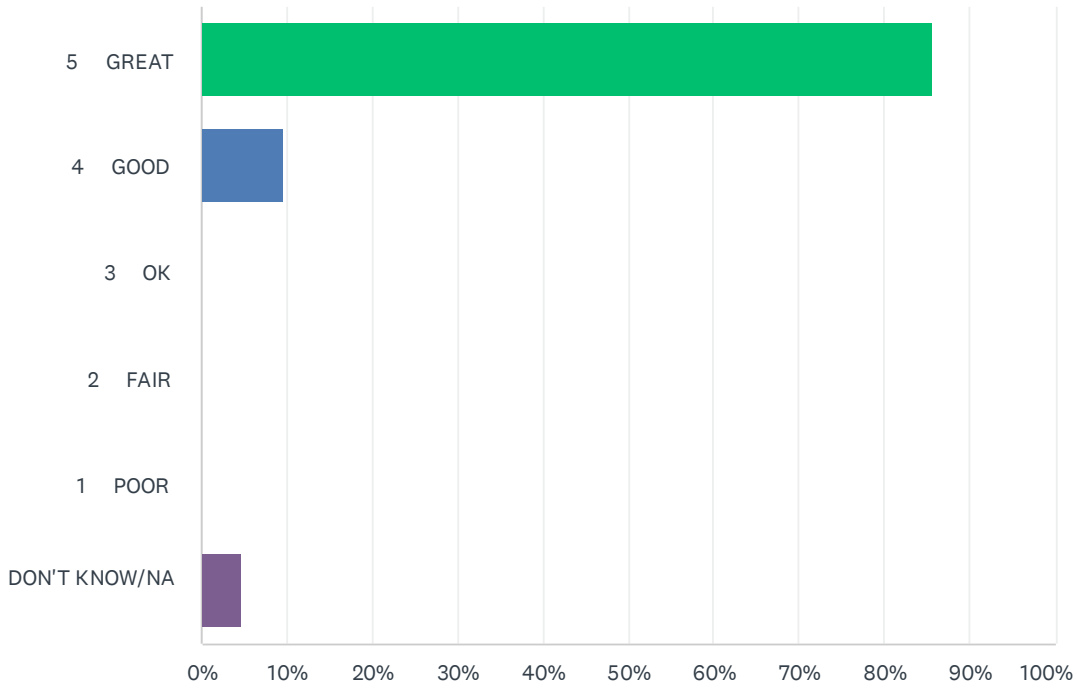
Answered: 57 Skipped: 17



ANSWER CHOICES	RESPONSES
5 GREAT	92.98% 53
4 GOOD	5.26% 3
3 OK	0.00% 0
2 FAIR	1.75% 1
1 POOR	0.00% 0
DON'T KNOW/NA	0.00% 0
Total Respondents: 57	

Q7 NURSES: Courteous & Respectful

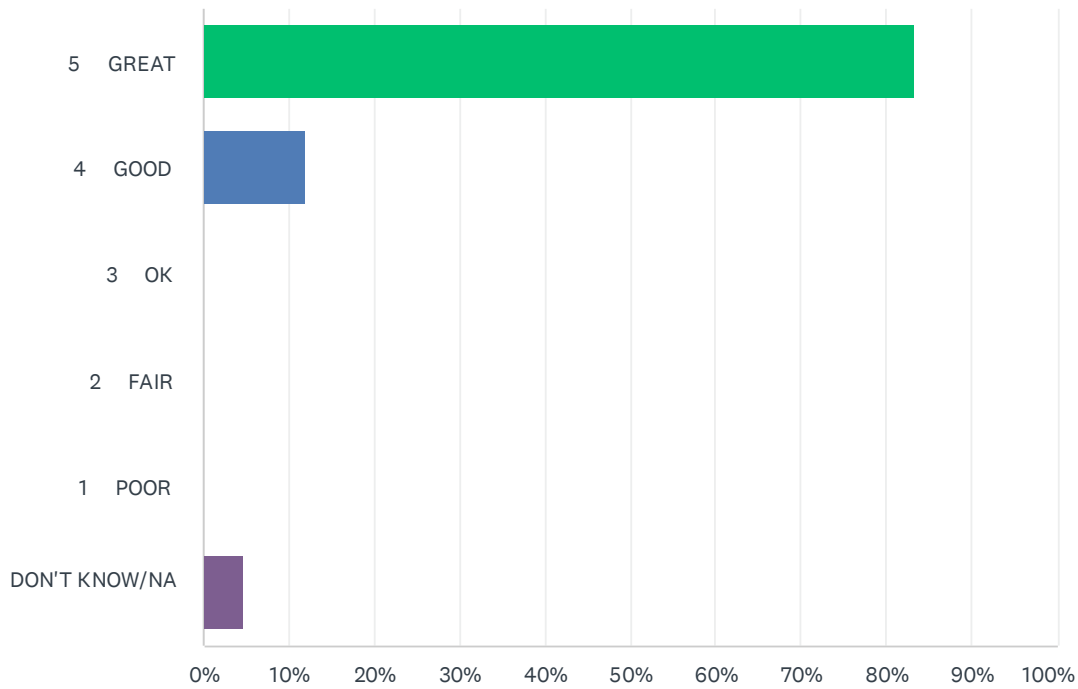
Answered: 42 Skipped: 32



ANSWER CHOICES	RESPONSES	
5 GREAT	85.71%	36
4 GOOD	9.52%	4
3 OK	0.00%	0
2 FAIR	0.00%	0
1 POOR	0.00%	0
DON'T KNOW/NA	4.76%	2
Total Respondents: 42		

Q8 NURSES: Clearly explains what you need to know

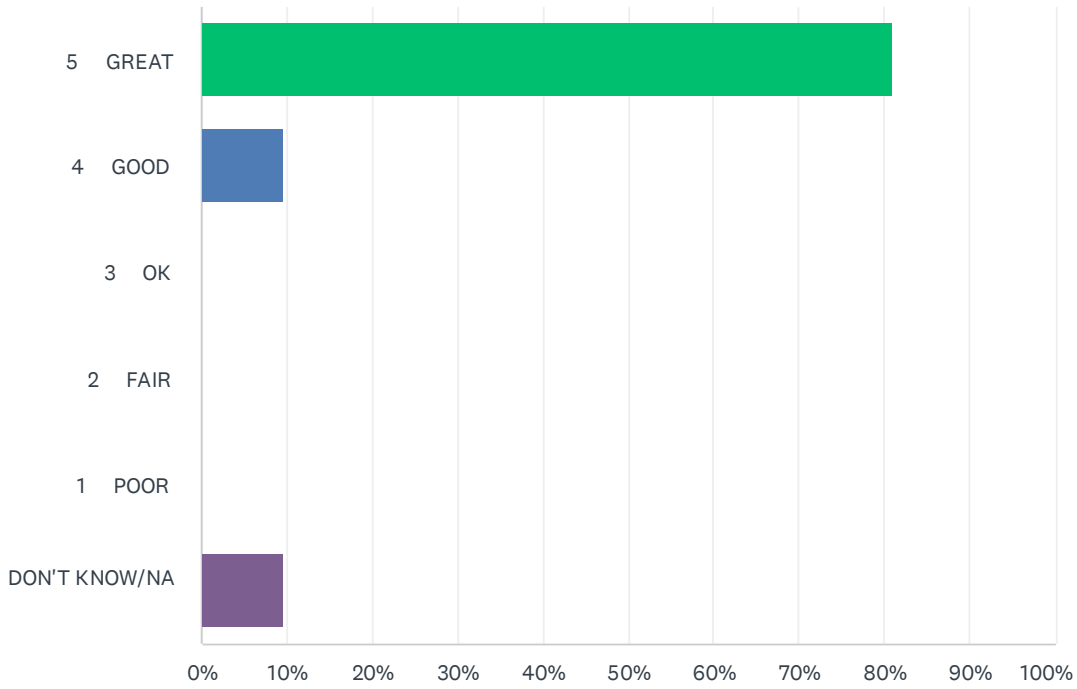
Answered: 42 Skipped: 32



ANSWER CHOICES	RESPONSES	
5 GREAT	83.33%	35
4 GOOD	11.90%	5
3 OK	0.00%	0
2 FAIR	0.00%	0
1 POOR	0.00%	0
DON'T KNOW/NA	4.76%	2
Total Respondents: 42		

Q9 NURSES: Clearly explains medication

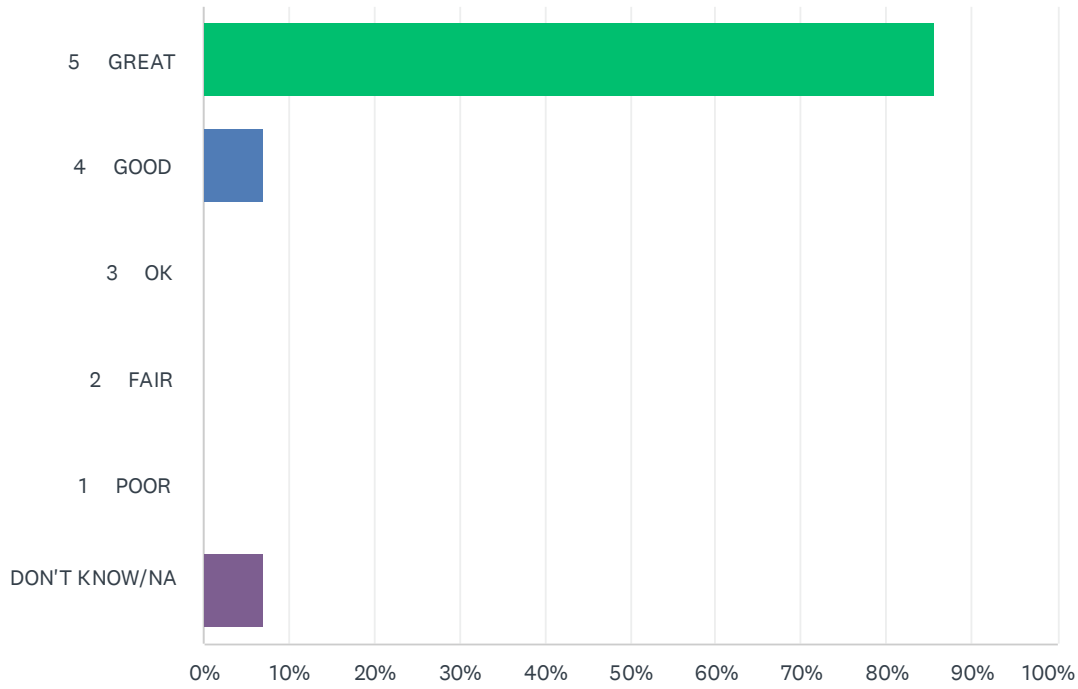
Answered: 42 Skipped: 32



ANSWER CHOICES	RESPONSES	
5 GREAT	80.95%	34
4 GOOD	9.52%	4
3 OK	0.00%	0
2 FAIR	0.00%	0
1 POOR	0.00%	0
DON'T KNOW/NA	9.52%	4
Total Respondents: 42		

Q10 NURSES: Listens to you

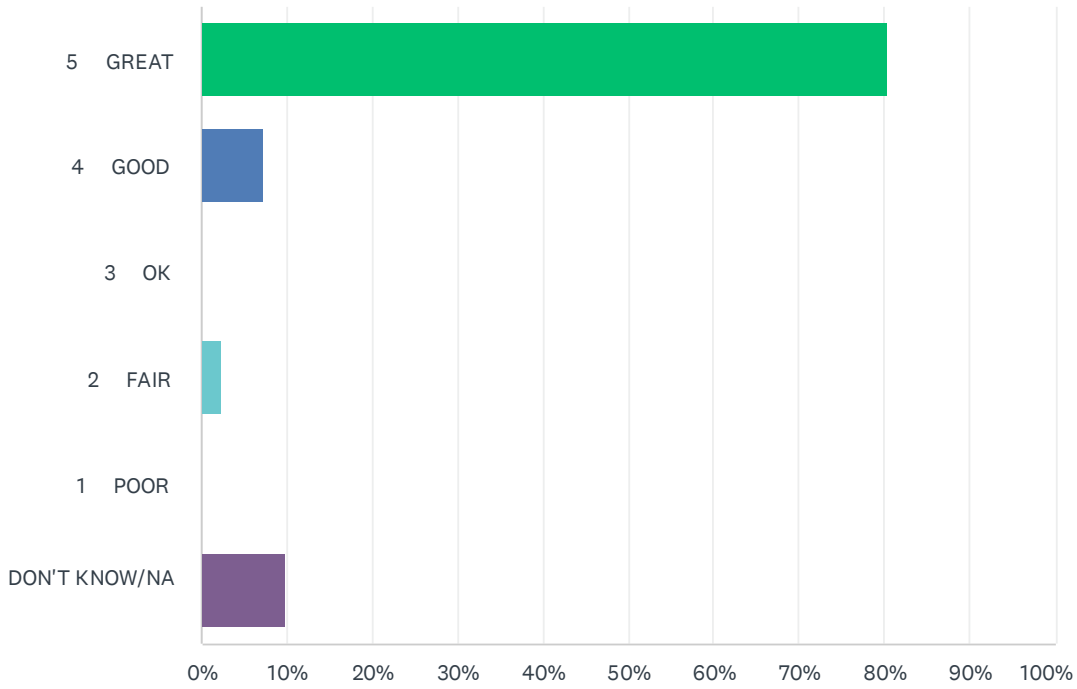
Answered: 42 Skipped: 32



ANSWER CHOICES	RESPONSES	
5 GREAT	85.71%	36
4 GOOD	7.14%	3
3 OK	0.00%	0
2 FAIR	0.00%	0
1 POOR	0.00%	0
DON'T KNOW/NA	7.14%	3
Total Respondents: 42		

Q11 NURSES: Skill of the Nurses

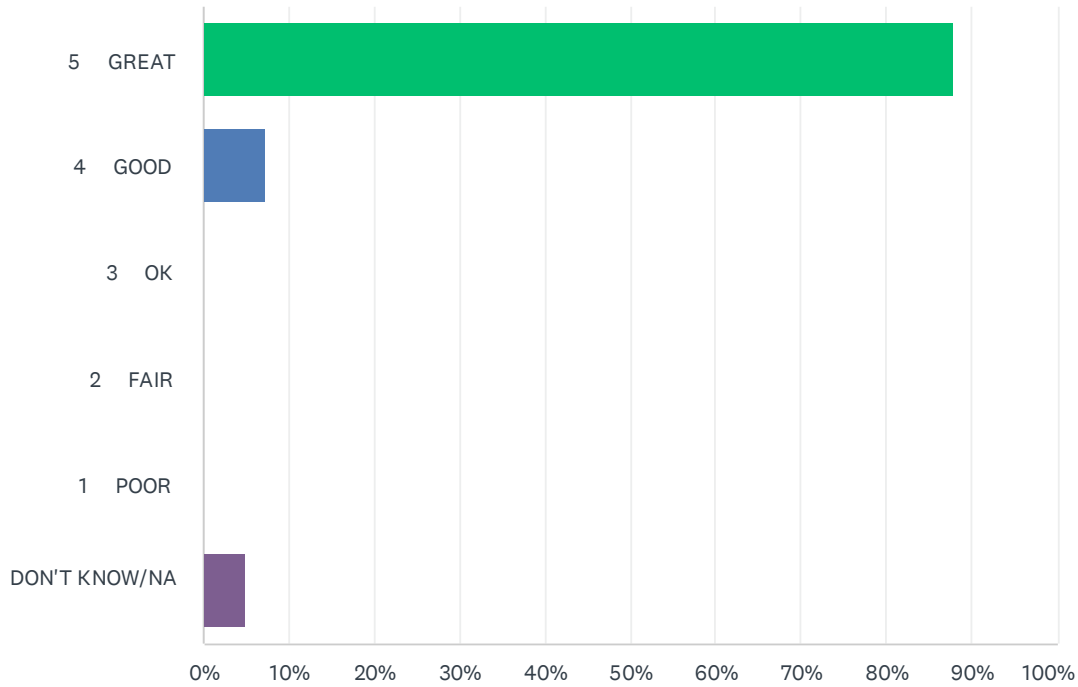
Answered: 41 Skipped: 33



ANSWER CHOICES	RESPONSES
5 GREAT	80.49% 33
4 GOOD	7.32% 3
3 OK	0.00% 0
2 FAIR	2.44% 1
1 POOR	0.00% 0
DON'T KNOW/NA	9.76% 4
Total Respondents: 41	

Q12 PROVIDER: (PHYSICIAN, NURSE PRACTITIONER) Courteous & Respectful

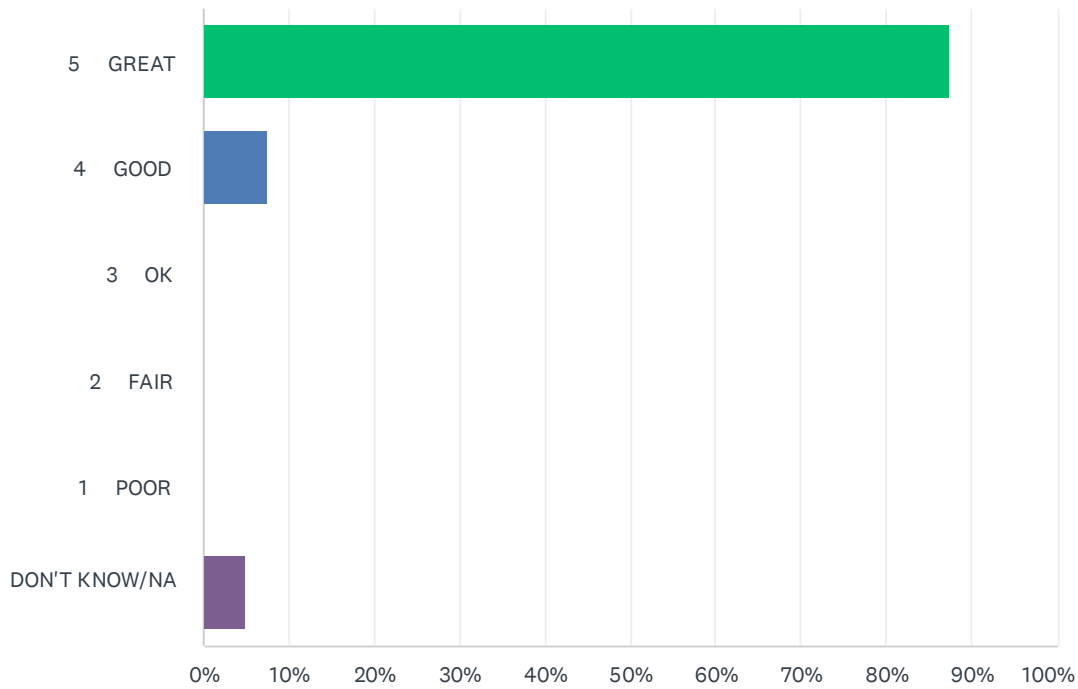
Answered: 41 Skipped: 33



ANSWER CHOICES	RESPONSES	
5 GREAT	87.80%	36
4 GOOD	7.32%	3
3 OK	0.00%	0
2 FAIR	0.00%	0
1 POOR	0.00%	0
DON'T KNOW/NA	4.88%	2
Total Respondents: 41		

Q13 PROVIDER: (PHYSICIAN, NURSE PRACTITIONER) Listens to you

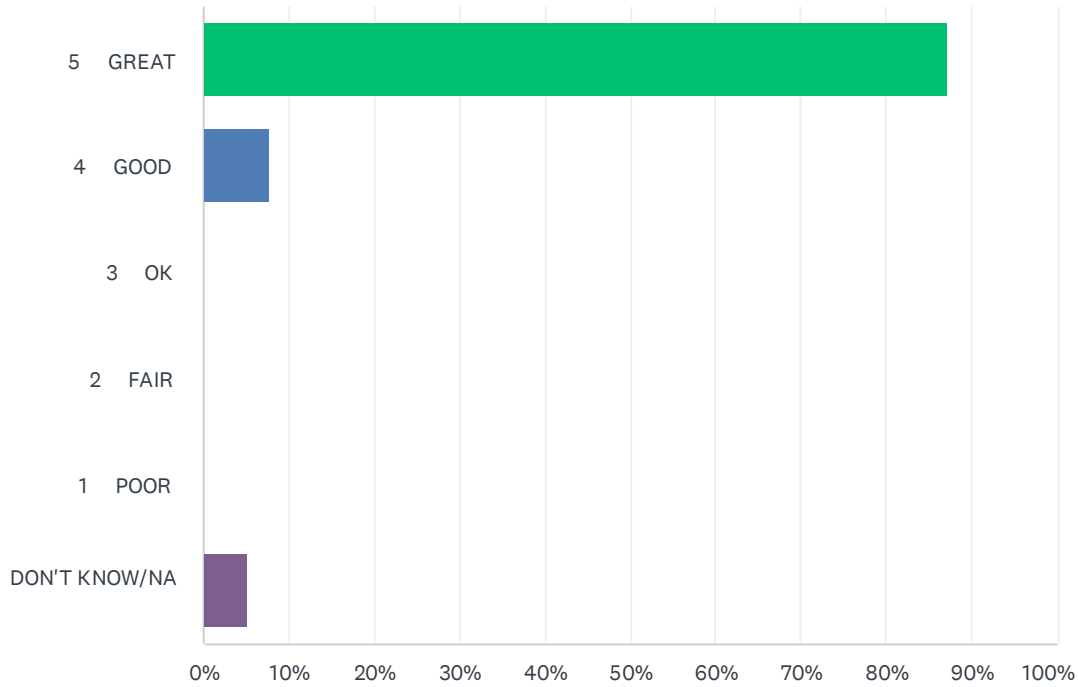
Answered: 40 Skipped: 34



ANSWER CHOICES	RESPONSES	
5 GREAT	87.50%	35
4 GOOD	7.50%	3
3 OK	0.00%	0
2 FAIR	0.00%	0
1 POOR	0.00%	0
DON'T KNOW/NA	5.00%	2
Total Respondents: 40		

Q14 PROVIDER: (PHYSICIAN, NURSE PRACTITIONER) Takes enough time with you

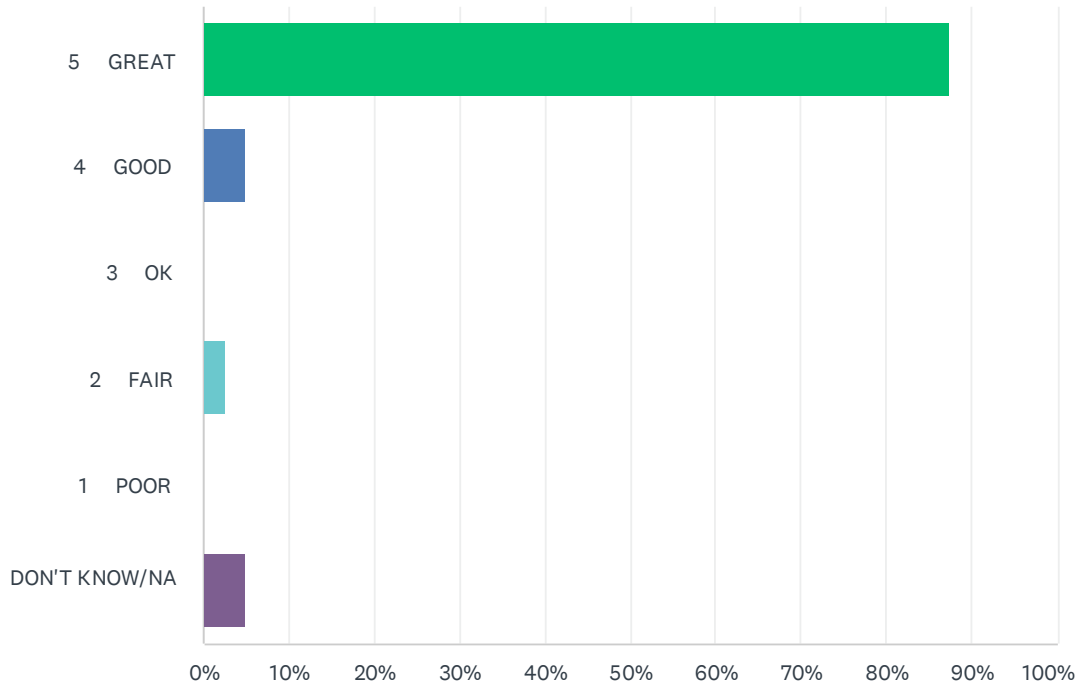
Answered: 39 Skipped: 35



ANSWER CHOICES	RESPONSES	
5 GREAT	87.18%	34
4 GOOD	7.69%	3
3 OK	0.00%	0
2 FAIR	0.00%	0
1 POOR	0.00%	0
DON'T KNOW/NA	5.13%	2
Total Respondents: 39		

Q15 PROVIDER: (PHYSICIAN, NURSE PRACTITIONER) Clearly explains what you need to know

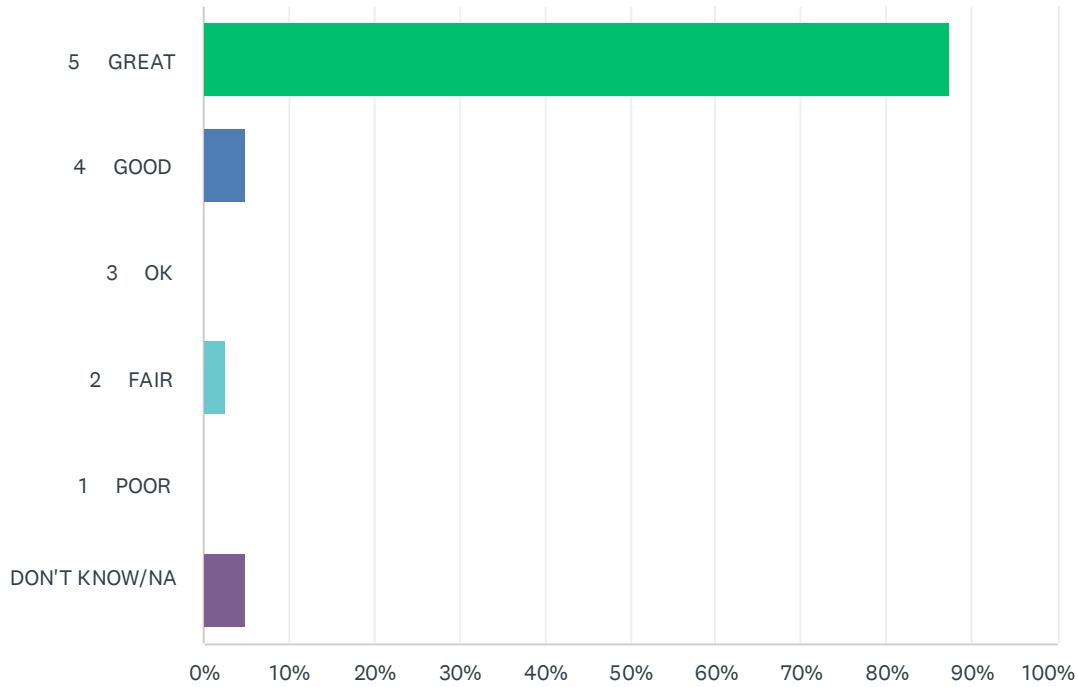
Answered: 40 Skipped: 34



ANSWER CHOICES	RESPONSES	
5 GREAT	87.50%	35
4 GOOD	5.00%	2
3 OK	0.00%	0
2 FAIR	2.50%	1
1 POOR	0.00%	0
DON'T KNOW/NA	5.00%	2
Total Respondents: 40		

Q16 PROVIDER: (PHYSICIAN, NURSE PRACTITIONER) Clearly explains medication

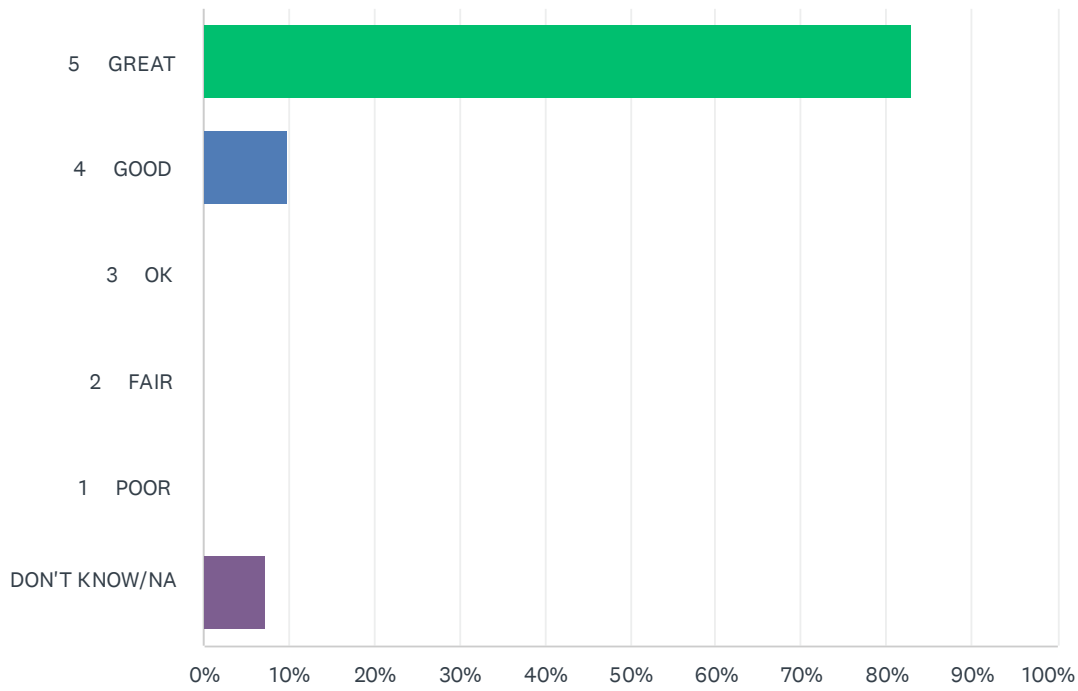
Answered: 40 Skipped: 34



ANSWER CHOICES	RESPONSES	
5 GREAT	87.50%	35
4 GOOD	5.00%	2
3 OK	0.00%	0
2 FAIR	2.50%	1
1 POOR	0.00%	0
DON'T KNOW/NA	5.00%	2
Total Respondents: 40		

Q17 LAB STAFF: Courteous & Respectful

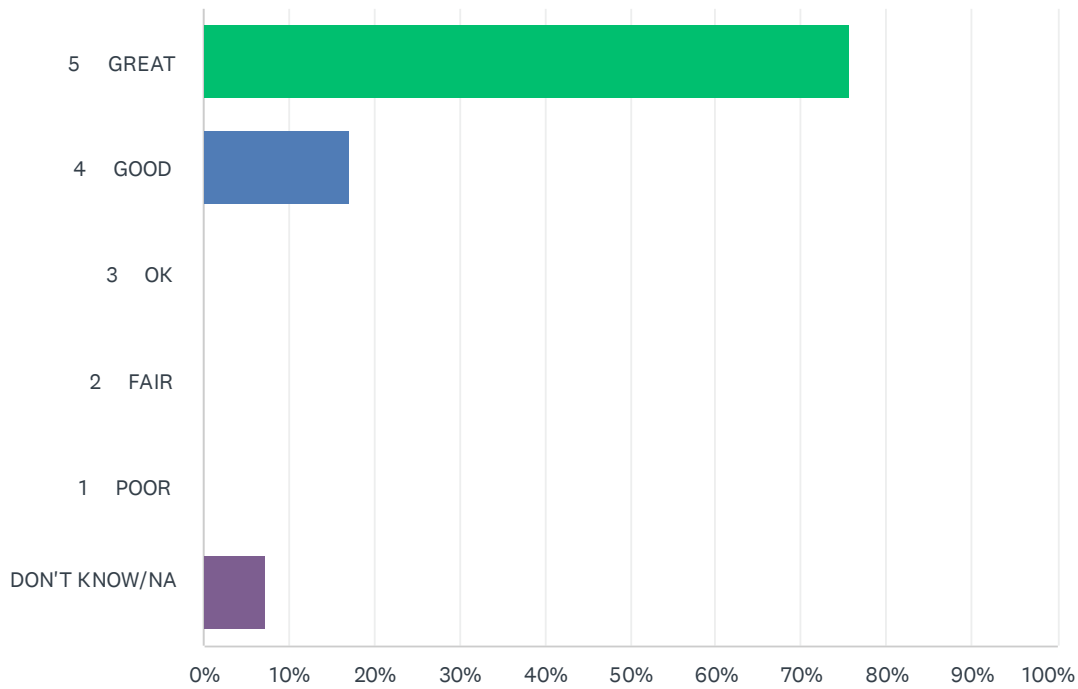
Answered: 41 Skipped: 33



ANSWER CHOICES	RESPONSES
5 GREAT	82.93% 34
4 GOOD	9.76% 4
3 OK	0.00% 0
2 FAIR	0.00% 0
1 POOR	0.00% 0
DON'T KNOW/NA	7.32% 3
Total Respondents: 41	

Q18 LAB STAFF: Clearly explains what you need to know

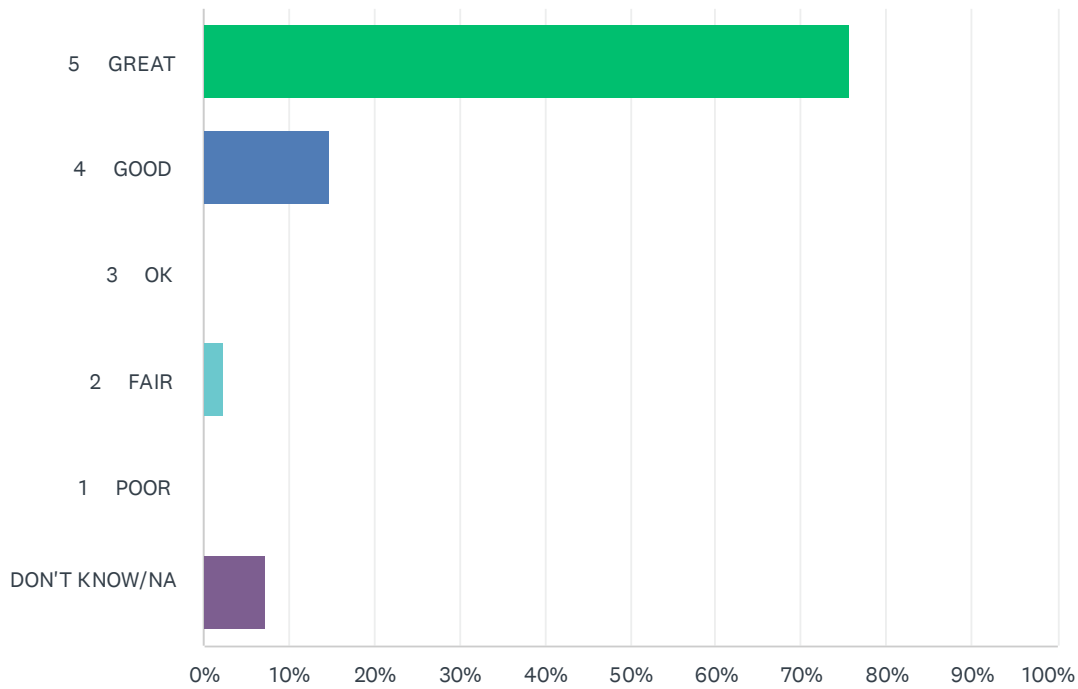
Answered: 41 Skipped: 33



ANSWER CHOICES	RESPONSES	
5 GREAT	75.61%	31
4 GOOD	17.07%	7
3 OK	0.00%	0
2 FAIR	0.00%	0
1 POOR	0.00%	0
DON'T KNOW/NA	7.32%	3
Total Respondents: 41		

Q19 LAB STAFF: Skill of the Lab Staff

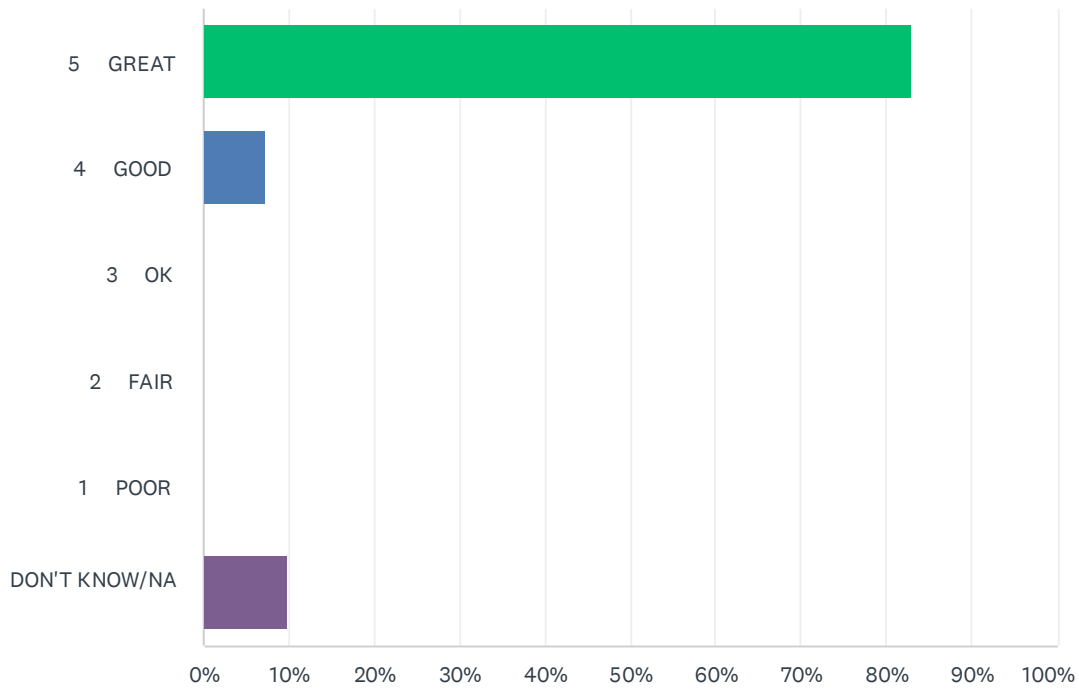
Answered: 41 Skipped: 33



ANSWER CHOICES	RESPONSES	
5 GREAT	75.61%	31
4 GOOD	14.63%	6
3 OK	0.00%	0
2 FAIR	2.44%	1
1 POOR	0.00%	0
DON'T KNOW/NA	7.32%	3
Total Respondents: 41		

Q20 INTERPRETERS: Courteous & Respectful

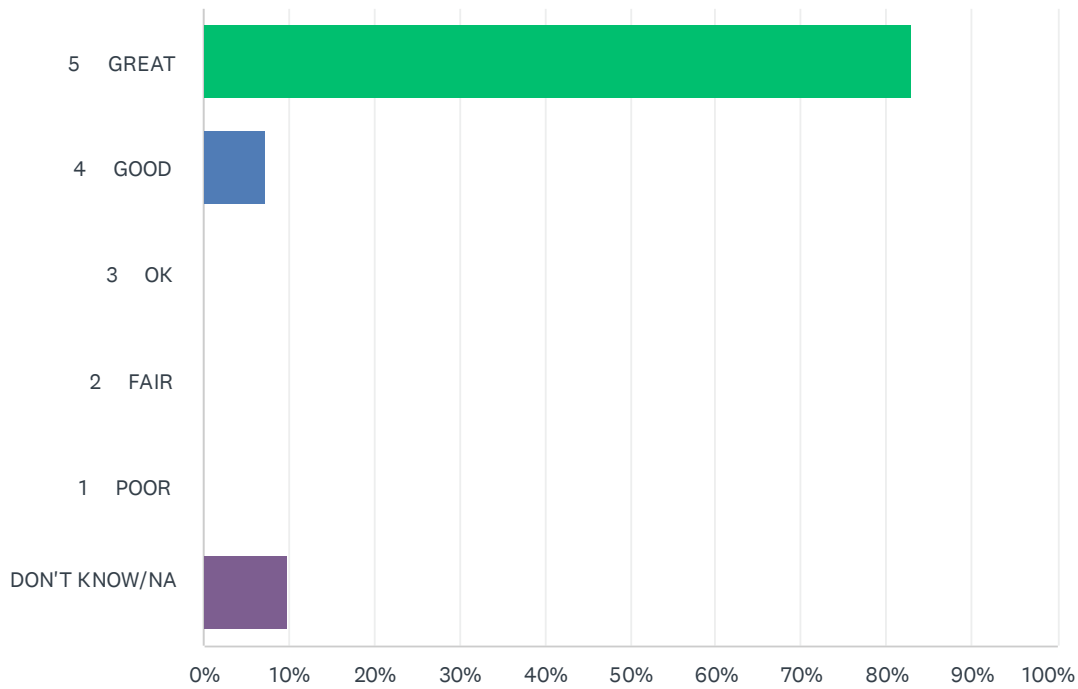
Answered: 41 Skipped: 33



ANSWER CHOICES	RESPONSES
5 GREAT	82.93% 34
4 GOOD	7.32% 3
3 OK	0.00% 0
2 FAIR	0.00% 0
1 POOR	0.00% 0
DON'T KNOW/NA	9.76% 4
Total Respondents: 41	

Q21 INTERPRETERS: Clearly explains what you need to know

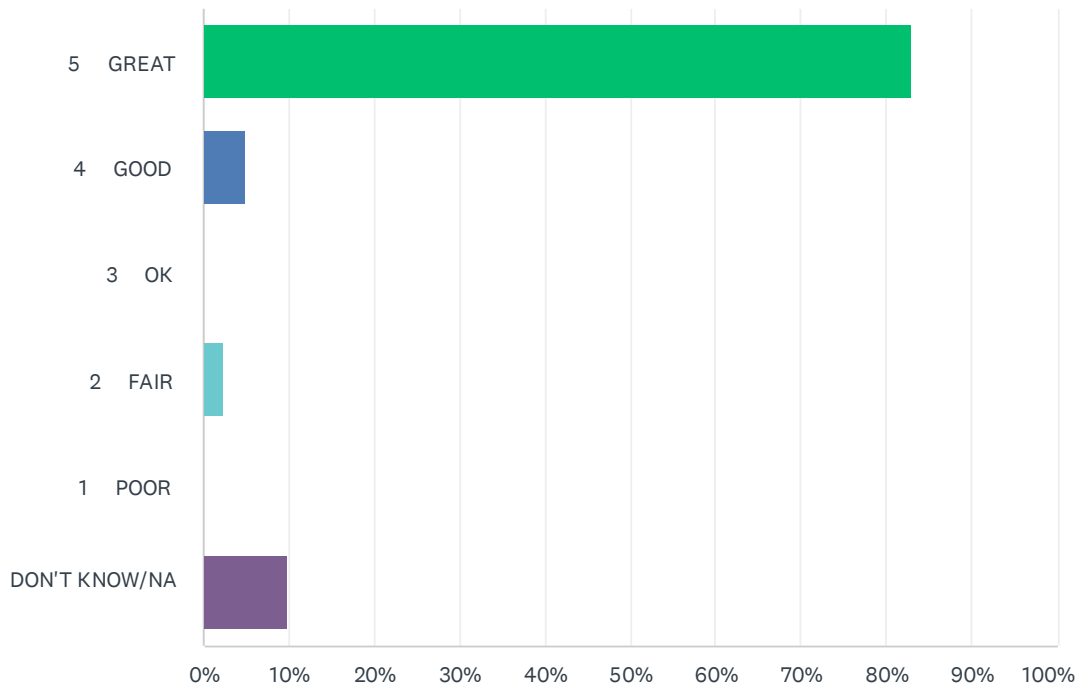
Answered: 41 Skipped: 33



ANSWER CHOICES	RESPONSES
5 GREAT	82.93% 34
4 GOOD	7.32% 3
3 OK	0.00% 0
2 FAIR	0.00% 0
1 POOR	0.00% 0
DON'T KNOW/NA	9.76% 4
Total Respondents: 41	

Q22 INTERPRETERS: Skill of the Interpreters

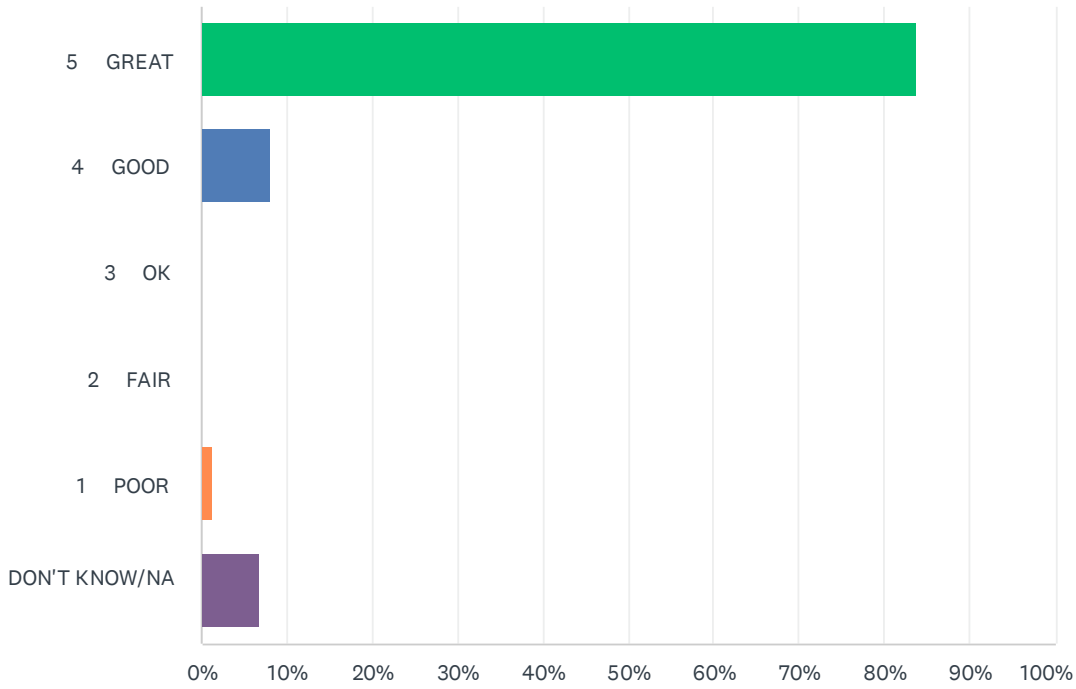
Answered: 41 Skipped: 33



ANSWER CHOICES	RESPONSES
5 GREAT	82.93% 34
4 GOOD	4.88% 2
3 OK	0.00% 0
2 FAIR	2.44% 1
1 POOR	0.00% 0
DON'T KNOW/NA	9.76% 4
Total Respondents: 41	

Q23 WIC STAFF: Courteous & Respectful

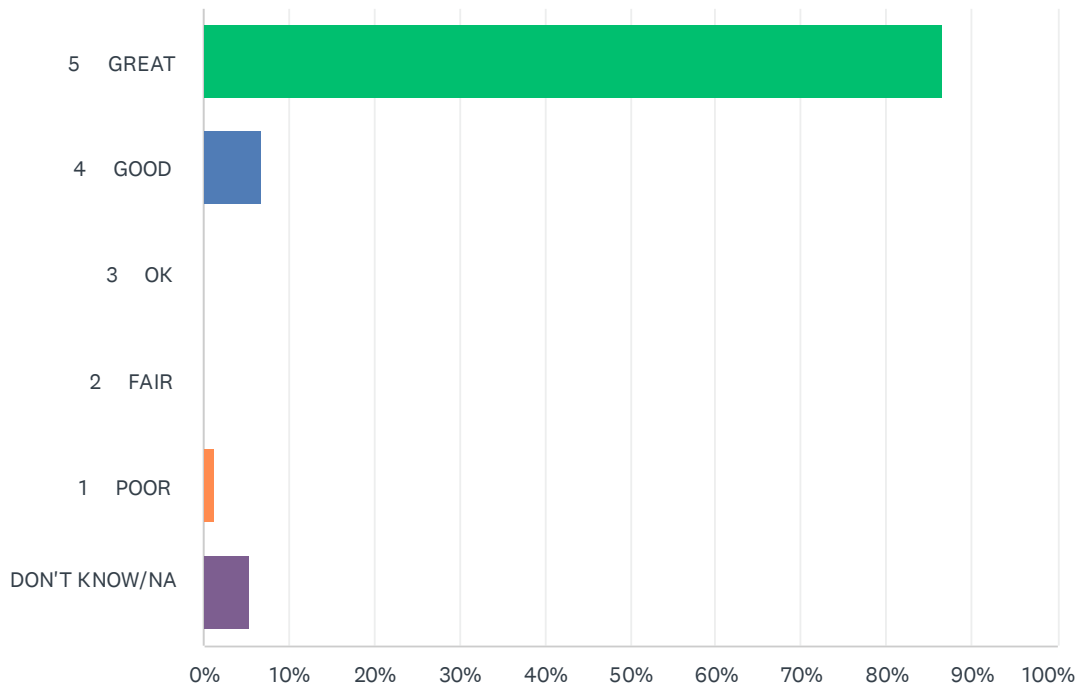
Answered: 74 Skipped: 0



ANSWER CHOICES	RESPONSES
5 GREAT	83.78% 62
4 GOOD	8.11% 6
3 OK	0.00% 0
2 FAIR	0.00% 0
1 POOR	1.35% 1
DON'T KNOW/NA	6.76% 5
Total Respondents: 74	

Q24 WIC STAFF: Clearly explains what you need to know

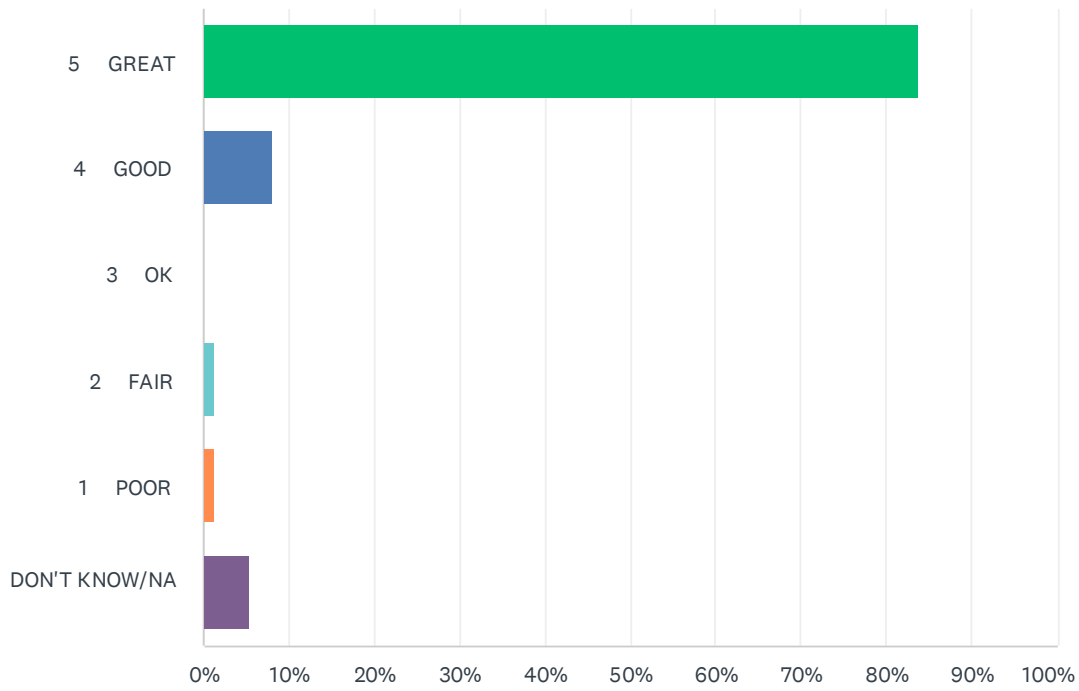
Answered: 74 Skipped: 0



ANSWER CHOICES	RESPONSES
5 GREAT	86.49% 64
4 GOOD	6.76% 5
3 OK	0.00% 0
2 FAIR	0.00% 0
1 POOR	1.35% 1
DON'T KNOW/NA	5.41% 4
Total Respondents: 74	

Q25 WIC STAFF: Skill of WIC Staff

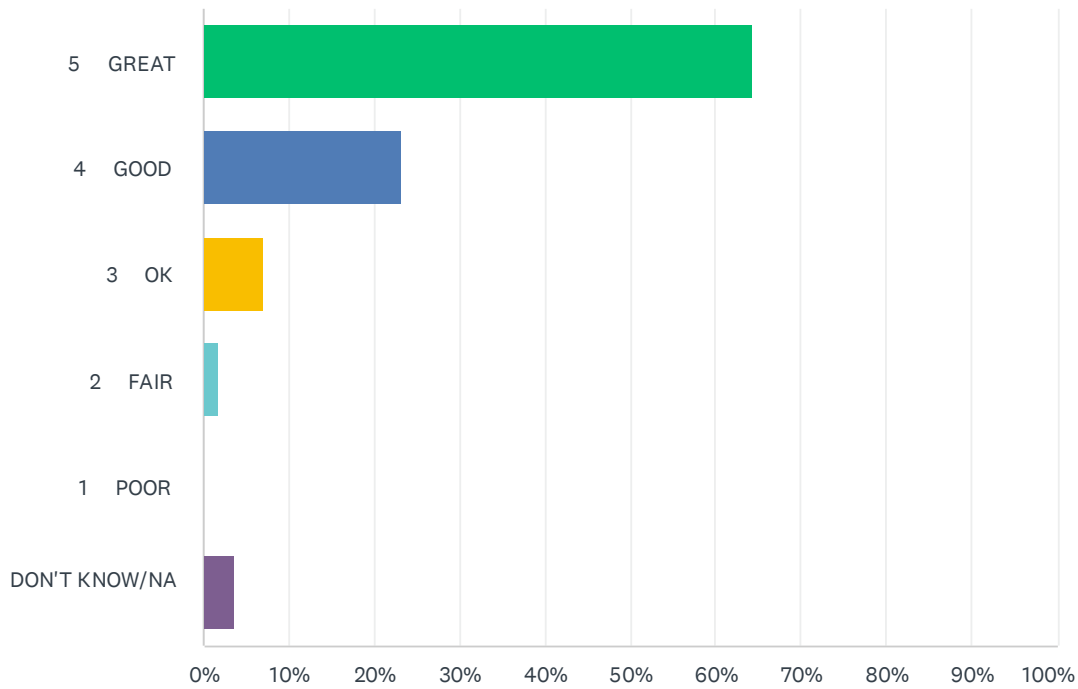
Answered: 74 Skipped: 0



ANSWER CHOICES	RESPONSES	
5 GREAT	83.78%	62
4 GOOD	8.11%	6
3 OK	0.00%	0
2 FAIR	1.35%	1
1 POOR	1.35%	1
DON'T KNOW/NA	5.41%	4
Total Respondents: 74		

Q26 WAIT TIME DURING VISIT: Time in waiting room

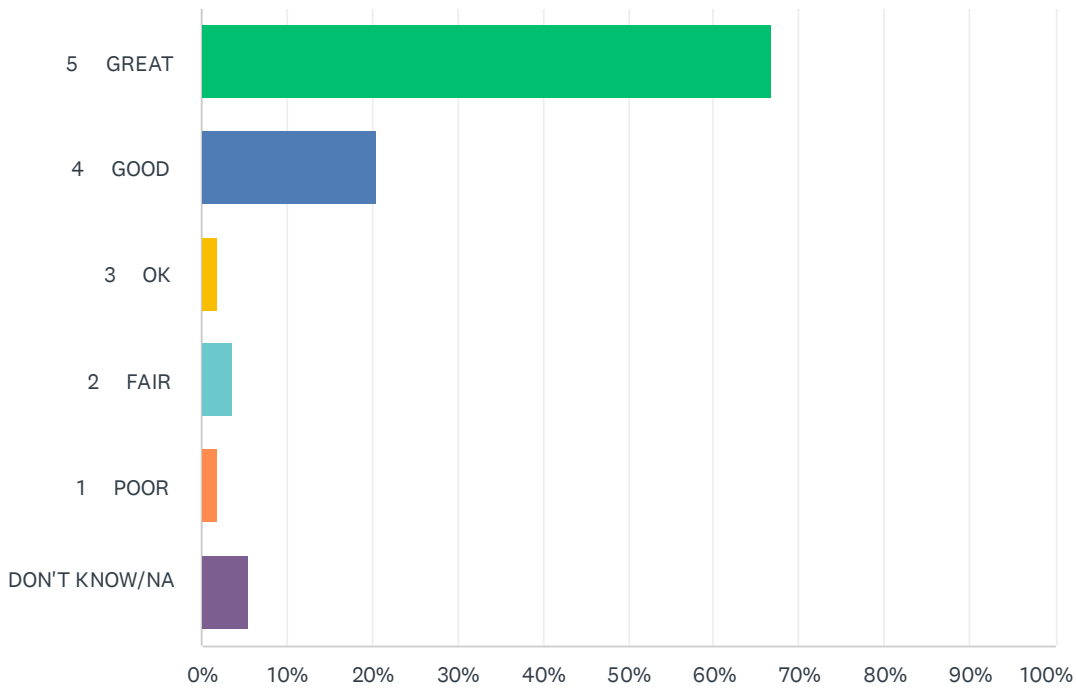
Answered: 56 Skipped: 18



ANSWER CHOICES	RESPONSES	
5 GREAT	64.29%	36
4 GOOD	23.21%	13
3 OK	7.14%	4
2 FAIR	1.79%	1
1 POOR	0.00%	0
DON'T KNOW/NA	3.57%	2
Total Respondents: 56		

Q27 WAIT TIME DURING VISIT: Time in exam room

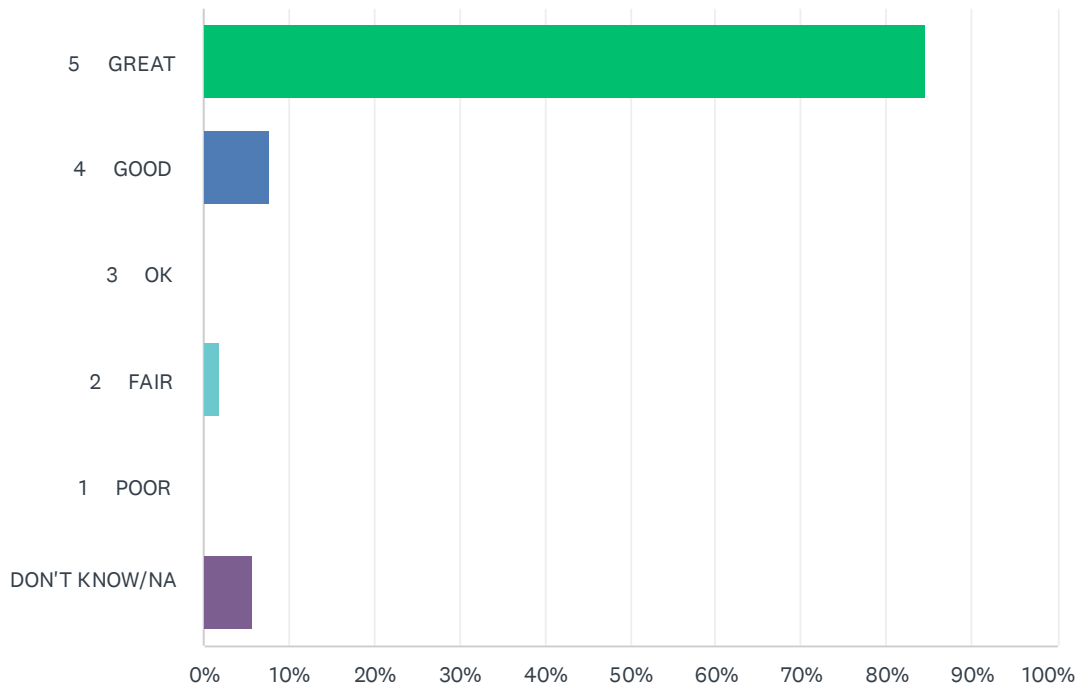
Answered: 54 Skipped: 20



ANSWER CHOICES	RESPONSES	
5 GREAT	66.67%	36
4 GOOD	20.37%	11
3 OK	1.85%	1
2 FAIR	3.70%	2
1 POOR	1.85%	1
DON'T KNOW/NA	5.56%	3
Total Respondents: 54		

Q28 CONFIDENTIALITY: Keeping your personal information private during the clinic visit/exam

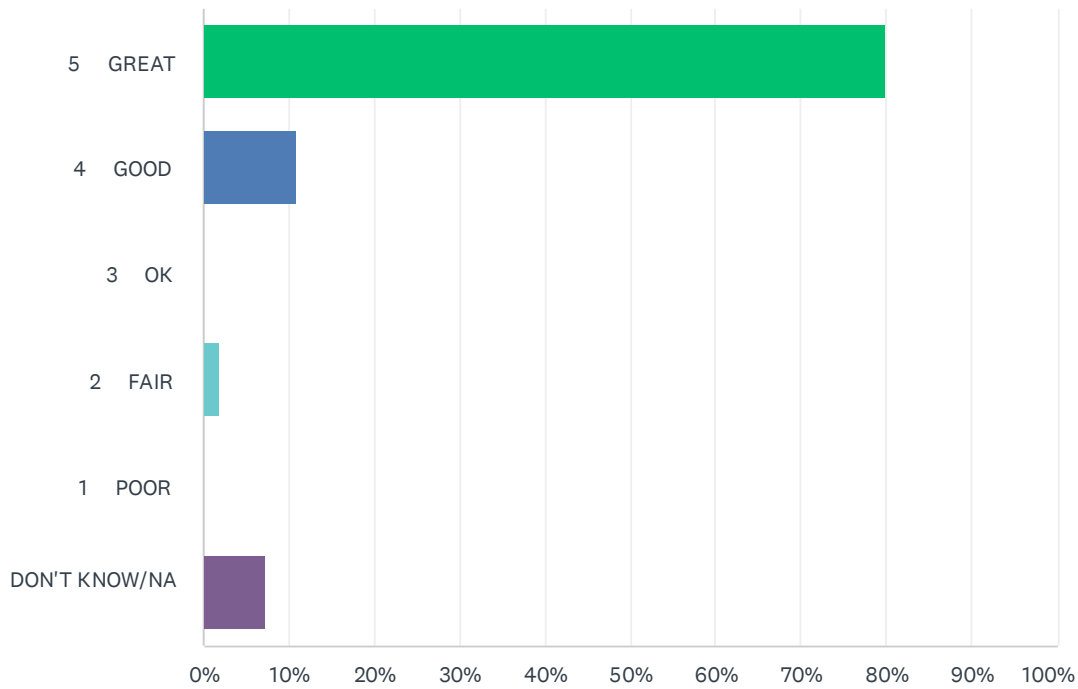
Answered: 52 Skipped: 22



ANSWER CHOICES	RESPONSES	
5 GREAT	84.62%	44
4 GOOD	7.69%	4
3 OK	0.00%	0
2 FAIR	1.92%	1
1 POOR	0.00%	0
DON'T KNOW/NA	5.77%	3
Total Respondents: 52		

Q29 FACILITY: Cleanliness of clinic

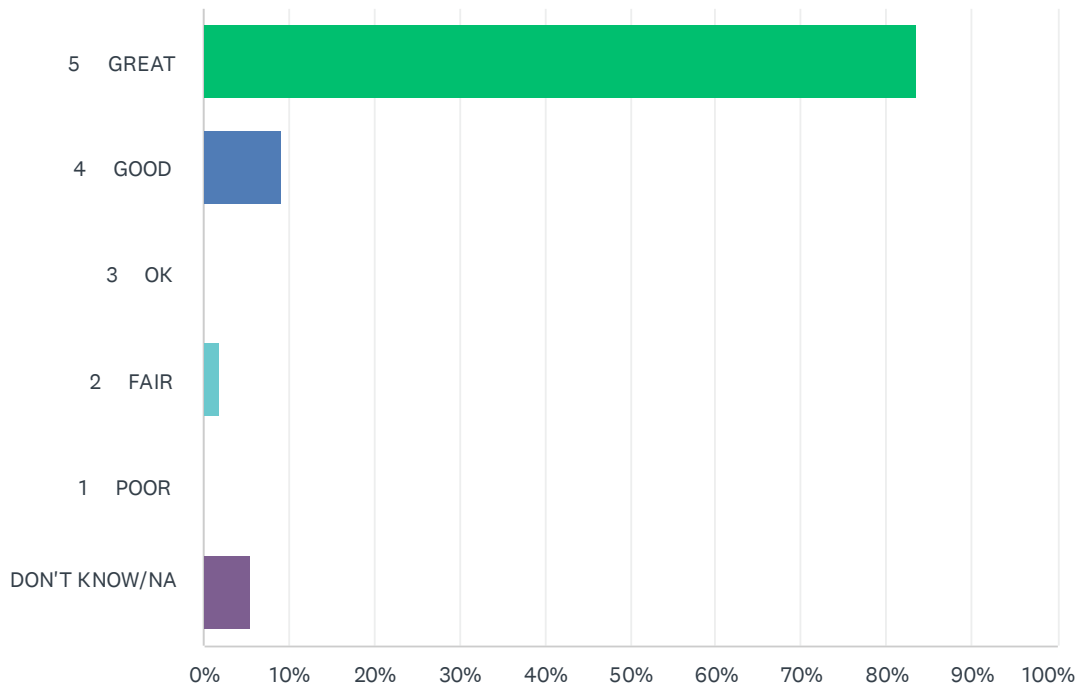
Answered: 55 Skipped: 19



ANSWER CHOICES	RESPONSES	
5 GREAT	80.00%	44
4 GOOD	10.91%	6
3 OK	0.00%	0
2 FAIR	1.82%	1
1 POOR	0.00%	0
DON'T KNOW/NA	7.27%	4
Total Respondents: 55		

Q30 FACILITY: Ease of finding where to go

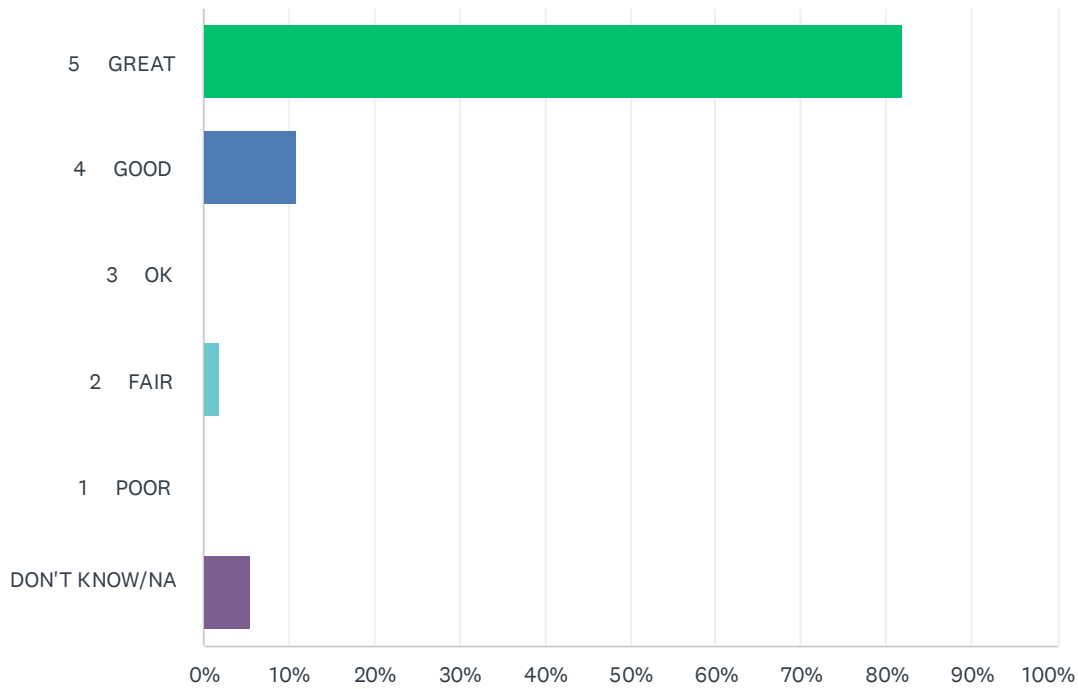
Answered: 55 Skipped: 19



ANSWER CHOICES	RESPONSES	
5 GREAT	83.64%	46
4 GOOD	9.09%	5
3 OK	0.00%	0
2 FAIR	1.82%	1
1 POOR	0.00%	0
DON'T KNOW/NA	5.45%	3
Total Respondents: 55		

Q31 FACILITY: Comfort while waiting

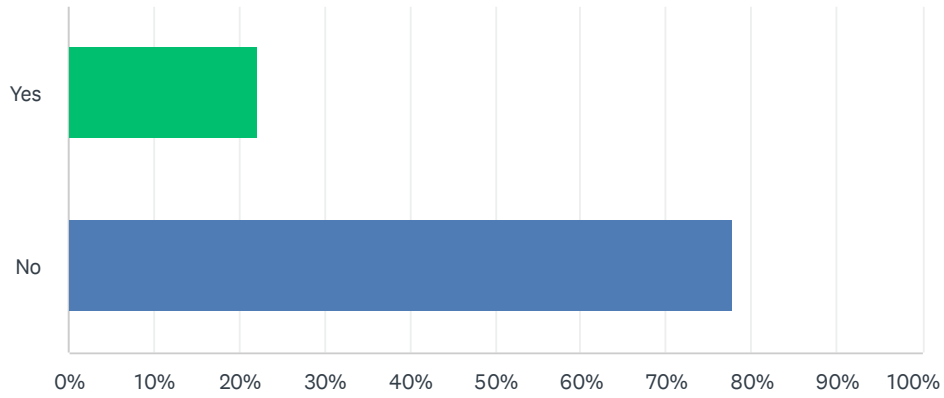
Answered: 55 Skipped: 19



ANSWER CHOICES	RESPONSES
5 GREAT	81.82% 45
4 GOOD	10.91% 6
3 OK	0.00% 0
2 FAIR	1.82% 1
1 POOR	0.00% 0
DON'T KNOW/NA	5.45% 3
Total Respondents: 55	

Q32 Did someone talk to you today about Sexually Transmitted Diseases (STDs)?

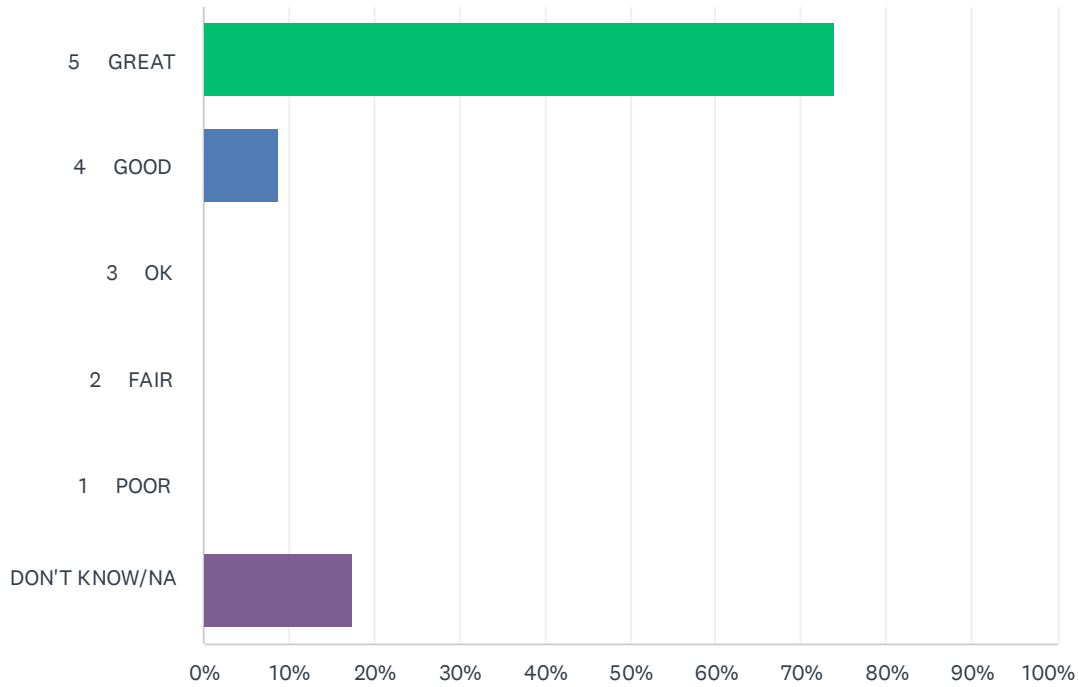
Answered: 18 Skipped: 56



ANSWER CHOICES	RESPONSES	
Yes	22.22%	4
No	77.78%	14
TOTAL		18

Q33 IF YES TO #32, I understand the explanation about my STD problem or diagnosis

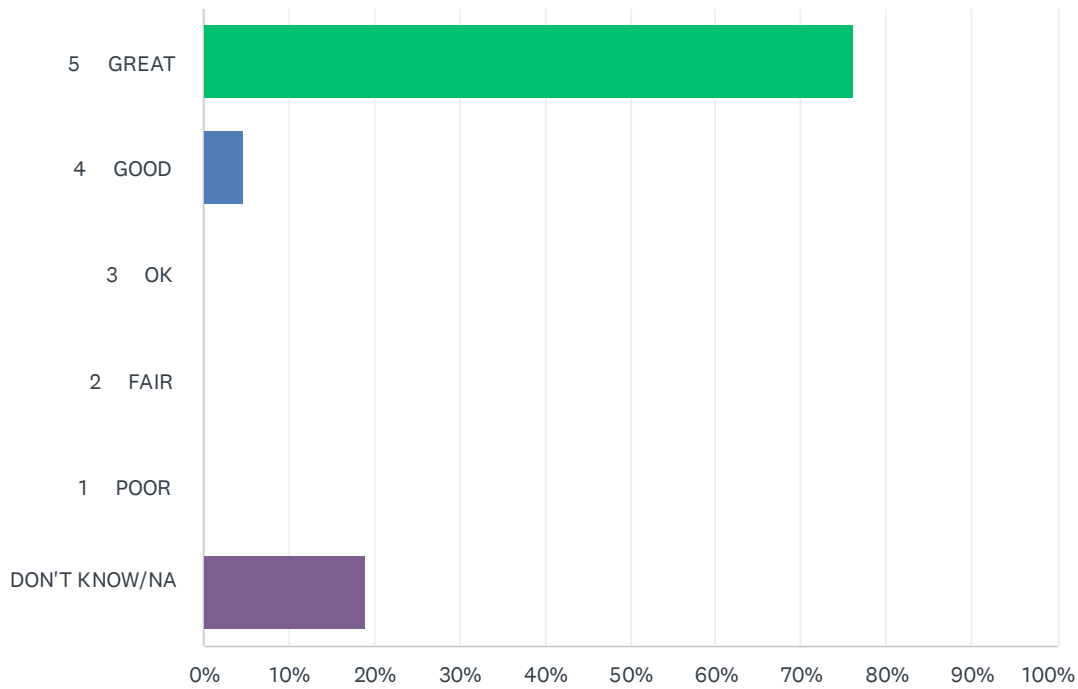
Answered: 23 Skipped: 51



ANSWER CHOICES	RESPONSES	
5 GREAT	73.91%	17
4 GOOD	8.70%	2
3 OK	0.00%	0
2 FAIR	0.00%	0
1 POOR	0.00%	0
DON'T KNOW/NA	17.39%	4
Total Respondents: 23		

Q34 IF YES TO #32, I understand the STD treatment given to me

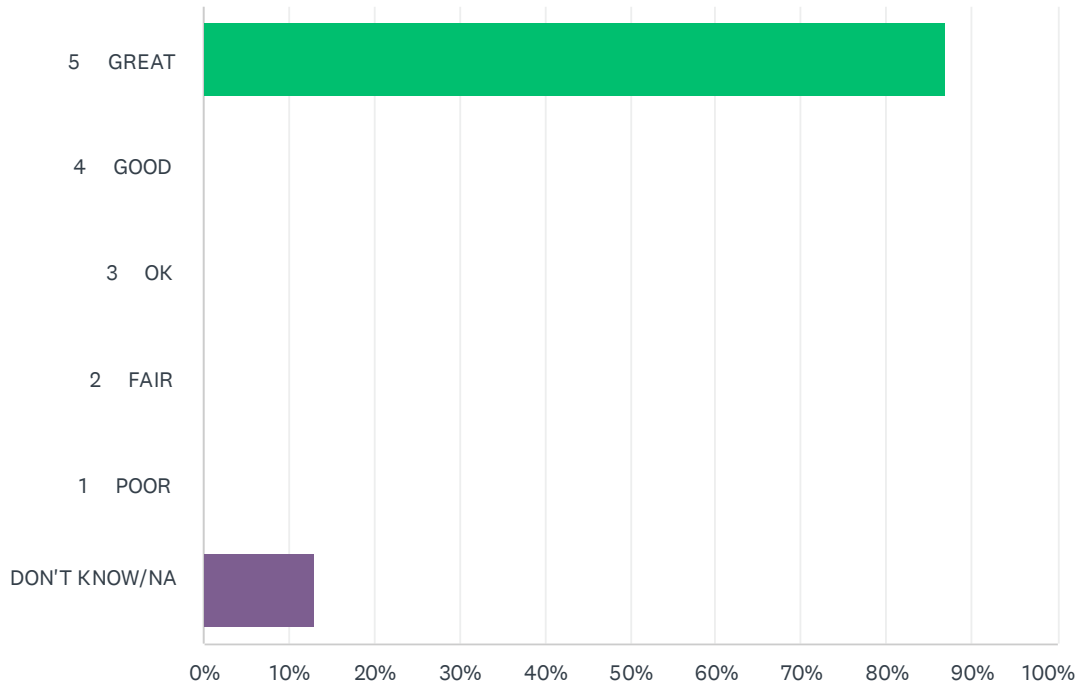
Answered: 21 Skipped: 53



ANSWER CHOICES	RESPONSES
5 GREAT	76.19% 16
4 GOOD	4.76% 1
3 OK	0.00% 0
2 FAIR	0.00% 0
1 POOR	0.00% 0
DON'T KNOW/NA	19.05% 4
Total Respondents: 21	

Q35 IF YES TO #32, I understand how to better protect myself from HIV and other STDs

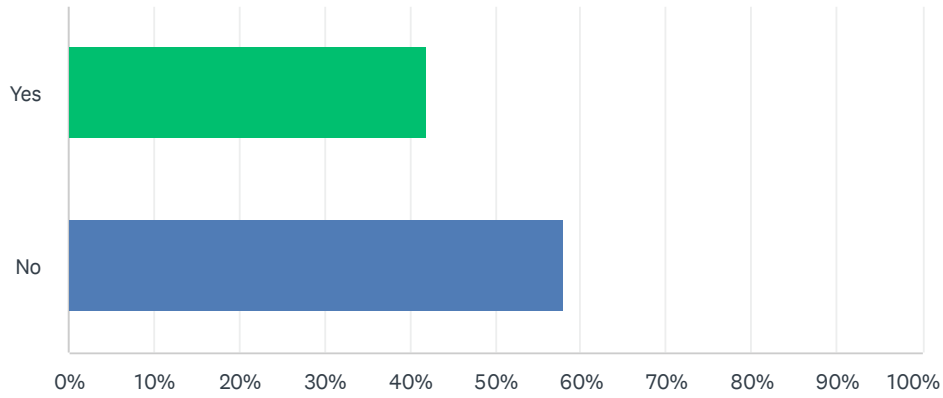
Answered: 23 Skipped: 51



ANSWER CHOICES	RESPONSES	
5 GREAT	86.96%	20
4 GOOD	0.00%	0
3 OK	0.00%	0
2 FAIR	0.00%	0
1 POOR	0.00%	0
DON'T KNOW/NA	13.04%	3
Total Respondents: 23		

Q36 Did someone talk to you today about if or when you would like to have children (or another child)?

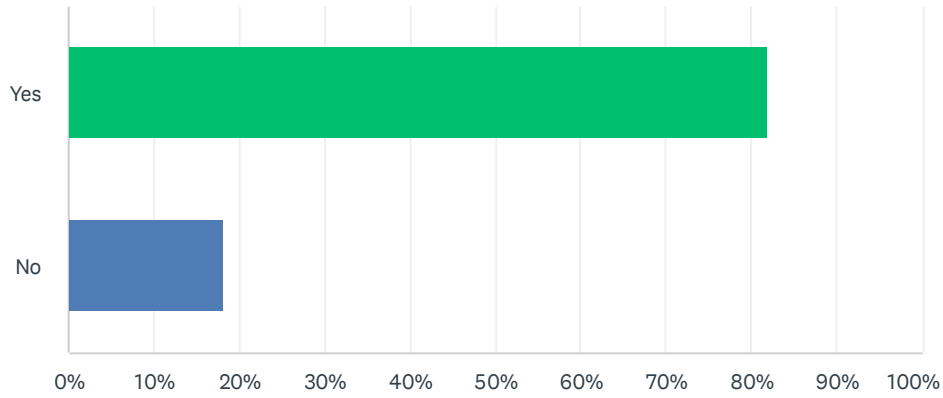
Answered: 19 Skipped: 55



ANSWER CHOICES	RESPONSES	
Yes	42.11%	8
No	57.89%	11
Total Respondents: 19		

Q37 If yes, do you feel like you left with a clear plan of next steps for the choice you made?

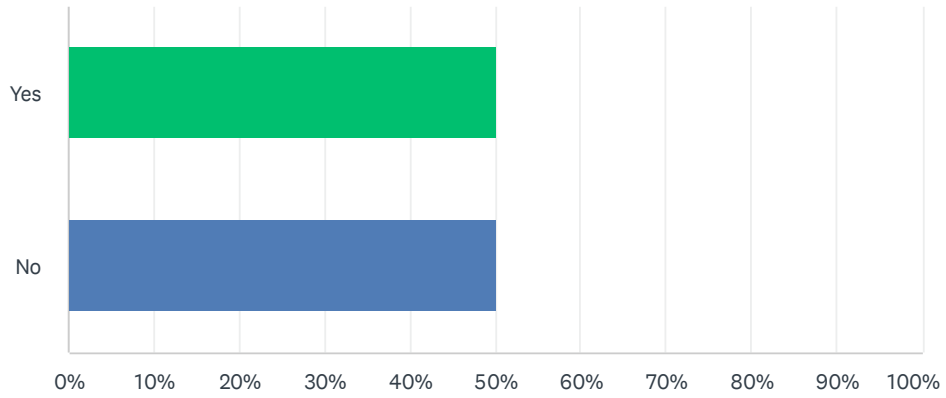
Answered: 11 Skipped: 63



ANSWER CHOICES	RESPONSES	
Yes	81.82%	9
No	18.18%	2
Total Respondents: 11		

Q38 Did someone talk to you about your birth control during your visit today?

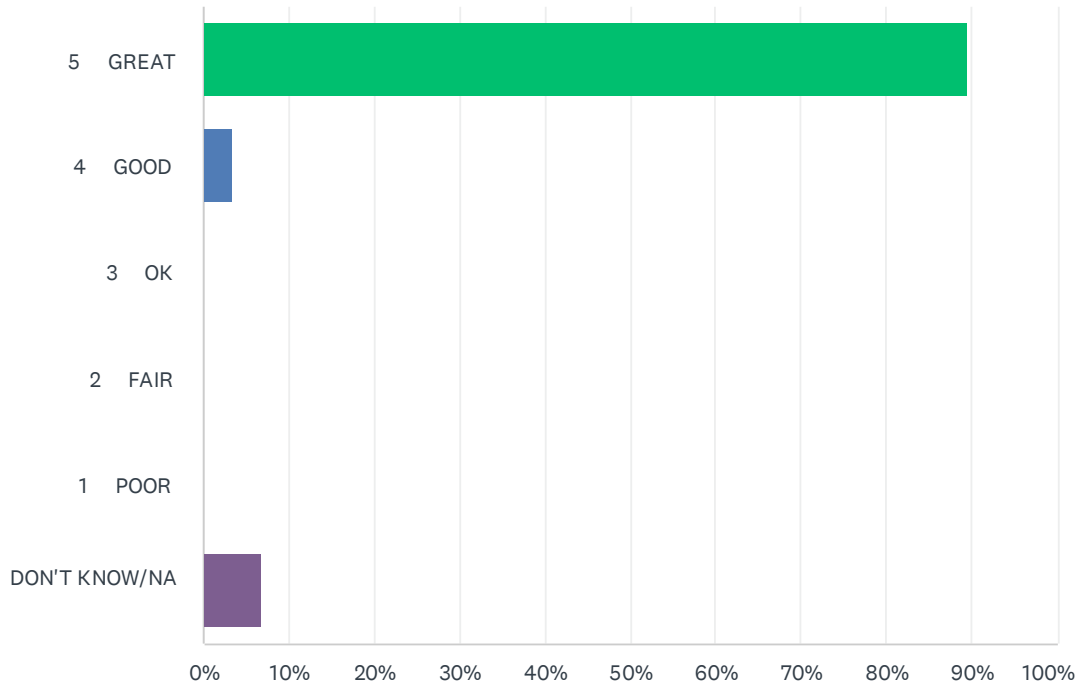
Answered: 16 Skipped: 58



ANSWER CHOICES	RESPONSES	
Yes	50.00%	8
No	50.00%	8
Total Respondents: 16		

Q39 IF YES TO #38, PLEASE RATE HOW WELL THE STAFF respected you as a person

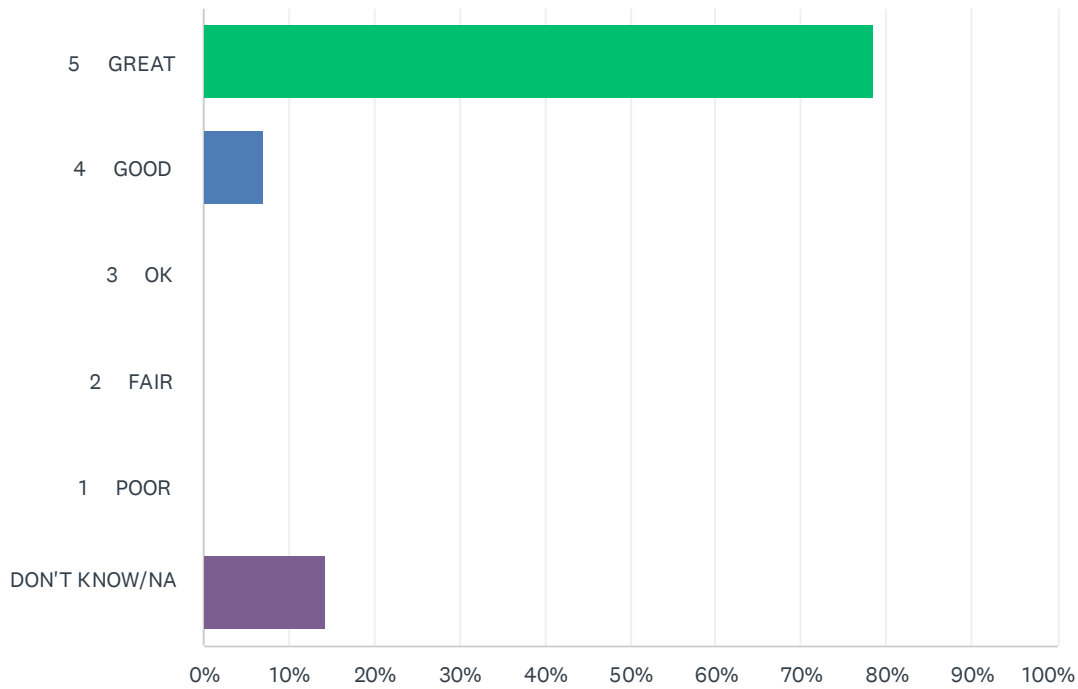
Answered: 29 Skipped: 45



ANSWER CHOICES	RESPONSES	
5 GREAT	89.66%	26
4 GOOD	3.45%	1
3 OK	0.00%	0
2 FAIR	0.00%	0
1 POOR	0.00%	0
DON'T KNOW/NA	6.90%	2
Total Respondents: 29		

Q40 IF YES TO #38, PLEASE RATE HOW WELL THE STAFF let you say what mattered to you about your birth control method

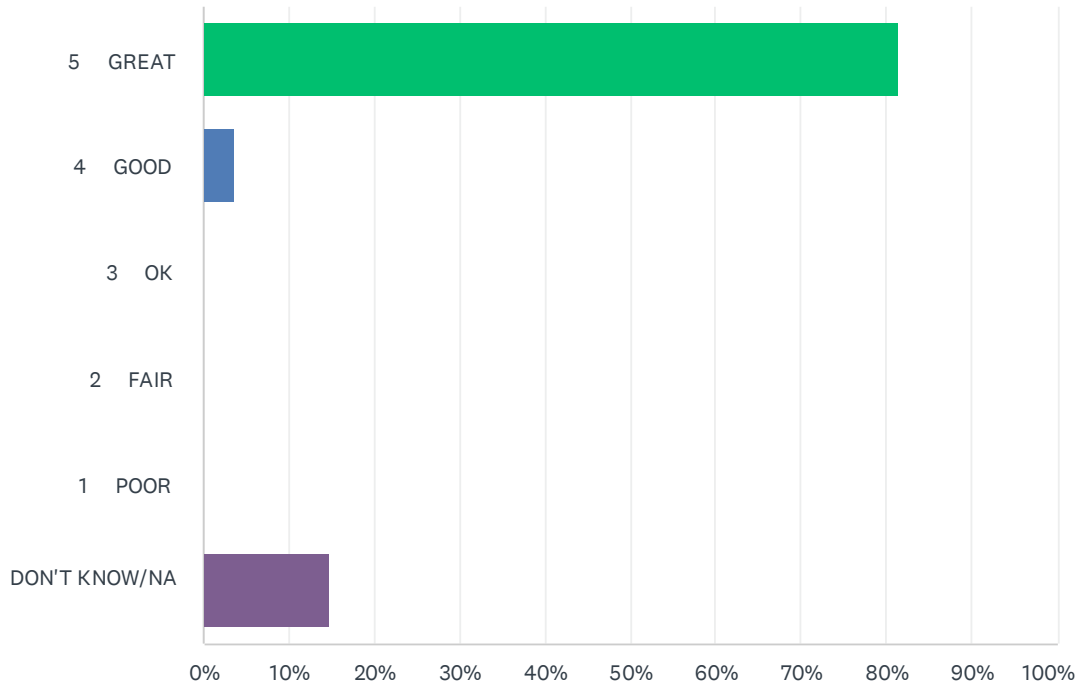
Answered: 28 Skipped: 46



ANSWER CHOICES	RESPONSES	
5 GREAT	78.57%	22
4 GOOD	7.14%	2
3 OK	0.00%	0
2 FAIR	0.00%	0
1 POOR	0.00%	0
DON'T KNOW/NA	14.29%	4
Total Respondents: 28		

Q41 IF YES TO #38, PLEASE RATE HOW WELL THE STAFF took your choice of birth control seriously

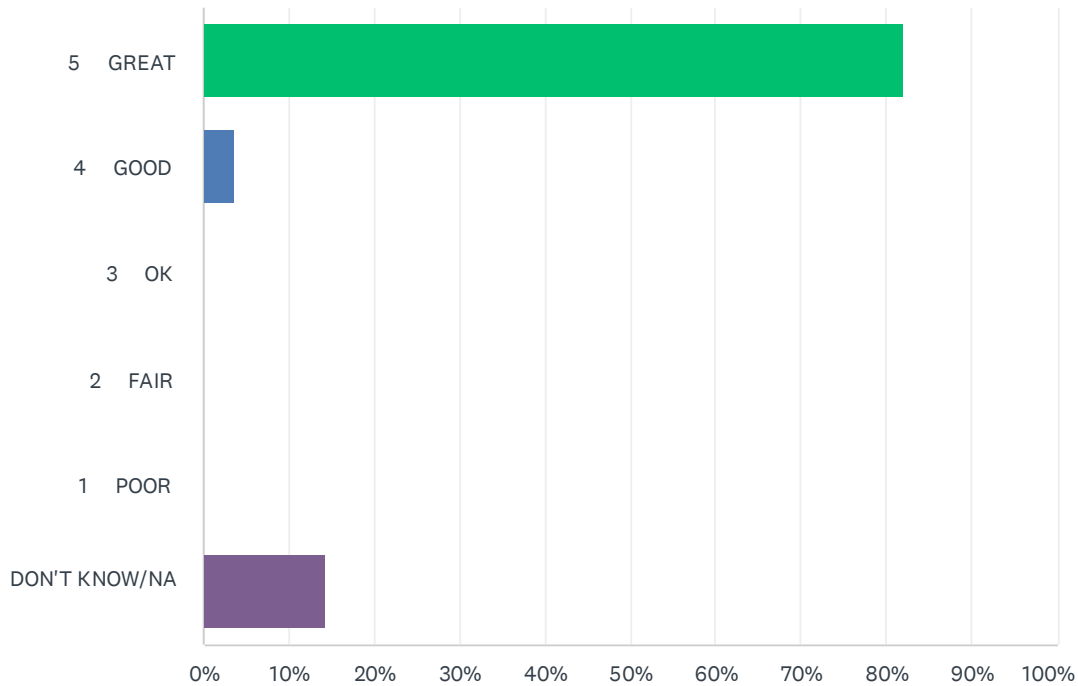
Answered: 27 Skipped: 47



ANSWER CHOICES	RESPONSES	
5 GREAT	81.48%	22
4 GOOD	3.70%	1
3 OK	0.00%	0
2 FAIR	0.00%	0
1 POOR	0.00%	0
DON'T KNOW/NA	14.81%	4
Total Respondents: 27		

Q42 IF YES TO #38, PLEASE RATE HOW WELL THE STAFF gave you enough information to make the best decision about your birth control method

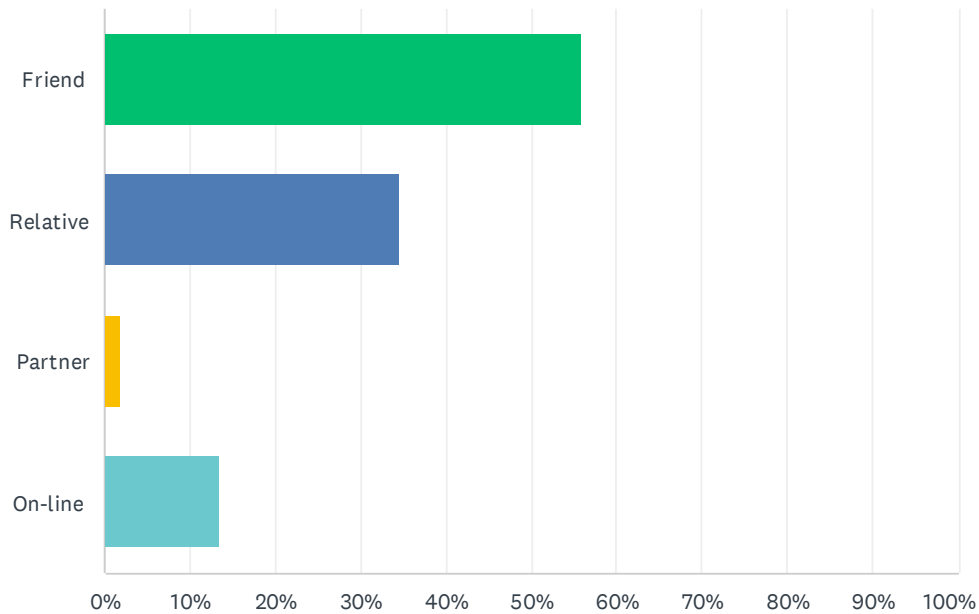
Answered: 28 Skipped: 46



ANSWER CHOICES	RESPONSES	
5 GREAT	82.14%	23
4 GOOD	3.57%	1
3 OK	0.00%	0
2 FAIR	0.00%	0
1 POOR	0.00%	0
DON'T KNOW/NA	14.29%	4
Total Respondents: 28		

Q43 How did you hear about us? (check one)

Answered: 52 Skipped: 22



ANSWER CHOICES	RESPONSES
Friend	55.77% 29
Relative	34.62% 18
Partner	1.92% 1
On-line	13.46% 7
Total Respondents: 52	

#	REFERRAL/OTHER (PLEASE SPECIFY)	DATE
1	SCHD	10/19/2021 2:51 PM
2	Dr. Office also	10/19/2021 2:45 PM
3	SCHD	10/19/2021 2:43 PM
4	sister	10/19/2021 10:25 AM
5	Health Dept.	9/28/2021 4:28 PM
6	Health Dept.	9/28/2021 4:28 PM
7	SCHD	9/28/2021 4:27 PM
8	OBGYN	9/28/2021 4:26 PM
9	SCHD	9/28/2021 4:24 PM
10	Left blank	9/28/2021 11:55 AM
11	Doctor	9/22/2021 1:53 PM

12	Doctor	9/22/2021 1:50 PM
13	Hospital	9/22/2021 1:38 PM

Q44 What do you like best about our clinic?

Answered: 38 Skipped: 36

#	RESPONSES	DATE
1	Friendly, direct to the point	10/19/2021 2:52 PM
2	Not long wait time	10/19/2021 2:51 PM
3	Helpful	10/19/2021 2:50 PM
4	Regular check-up mom & baby	10/19/2021 2:49 PM
5	Friendly	10/19/2021 2:48 PM
6	Clean & polite	10/19/2021 2:47 PM
7	Helpful, care about patients.	10/19/2021 2:45 PM
8	Respectful	10/19/2021 10:38 AM
9	Everyone is nice and respectful.	10/19/2021 10:36 AM
10	Everyone is nice.	10/19/2021 10:33 AM
11	You get treated well.	10/19/2021 10:28 AM
12	The attention from the nurses.	10/19/2021 10:26 AM
13	Attention	10/19/2021 10:25 AM
14	The attention and the way they give appointments.	10/19/2021 10:11 AM
15	The nice nurses	10/4/2021 11:00 AM
16	I like how clean and organized it is and the waiting time is perfect	10/4/2021 10:55 AM
17	Everything	10/4/2021 10:53 AM
18	Friendly	9/28/2021 4:30 PM
19	The treatment given by the personnel. The interpreters are so nice.	9/27/2021 11:06 AM
20	They are so kind.	9/27/2021 11:05 AM
21	They give good attention/care and they remind you when you have an appointment.	9/27/2021 11:01 AM
22	Absolutely everything.	9/27/2021 10:59 AM
23	_____ has been very patient with me. She's helped me a lot with my depression and anxiety.	9/27/2021 10:58 AM
24	The attention given is very good. Friendly and the good thing is they speak Spanish.	9/27/2021 10:55 AM
25	The attention given is very good. Friendly and the good thing is they speak Spanish.	9/27/2021 10:53 AM
26	Great service	9/22/2021 4:00 PM
27	They take care of me when I need it.	9/22/2021 2:19 PM
28	Respectful staff	9/22/2021 2:16 PM
29	Respectful nurses.	9/22/2021 2:14 PM
30	You come and get checked fast.	9/22/2021 2:12 PM
31	Respectful, caring personnel. Nutritionist helpful.	9/22/2021 1:53 PM
32	Friendly	9/22/2021 1:50 PM
33	Very informative	9/22/2021 1:47 PM

34	Work with client, helpful	9/22/2021 1:46 PM
35	Help a lot, friendly	9/22/2021 1:45 PM
36	Kind, patient	9/22/2021 1:43 PM
37	None	9/22/2021 1:41 PM
38	Everyone is always helpful.	9/22/2021 1:38 PM

Q45 What do you like least about our clinic?

Answered: 32 Skipped: 42

#	RESPONSES	DATE
1	N/A	10/19/2021 2:52 PM
2	N/A	10/19/2021 2:51 PM
3	Time waiting	10/19/2021 2:50 PM
4	None	10/19/2021 2:49 PM
5	In person - wait time	10/19/2021 2:48 PM
6	N/A	10/19/2021 2:47 PM
7	N/A	10/19/2021 2:45 PM
8	Wait time sometimes	10/19/2021 10:38 AM
9	N/A	10/19/2021 10:36 AM
10	Nothing.	10/19/2021 10:33 AM
11	I like all the attention.	10/19/2021 10:28 AM
12	How much time they take.	10/19/2021 10:26 AM
13	Waiting a bit.	10/19/2021 10:25 AM
14	N/A	10/4/2021 11:00 AM
15	Security at front desk	10/4/2021 10:55 AM
16	Nothing	10/4/2021 10:53 AM
17	None	9/28/2021 4:30 PM
18	On some occasions, they take too long.	9/27/2021 11:06 AM
19	Nothing.	9/27/2021 10:59 AM
20	I like everything.	9/27/2021 10:55 AM
21	I like everything.	9/27/2021 10:53 AM
22	N/A	9/22/2021 2:16 PM
23	Everything great.	9/22/2021 2:14 PM
24	The waiting in the front.	9/22/2021 2:12 PM
25	Waiting time in lobby, when in person.	9/22/2021 1:53 PM
26	Wait time	9/22/2021 1:50 PM
27	None	9/22/2021 1:47 PM
28	Nothing	9/22/2021 1:46 PM
29	Nothing	9/22/2021 1:45 PM
30	N/A	9/22/2021 1:43 PM
31	None	9/22/2021 1:41 PM
32	No complaints.	9/22/2021 1:38 PM

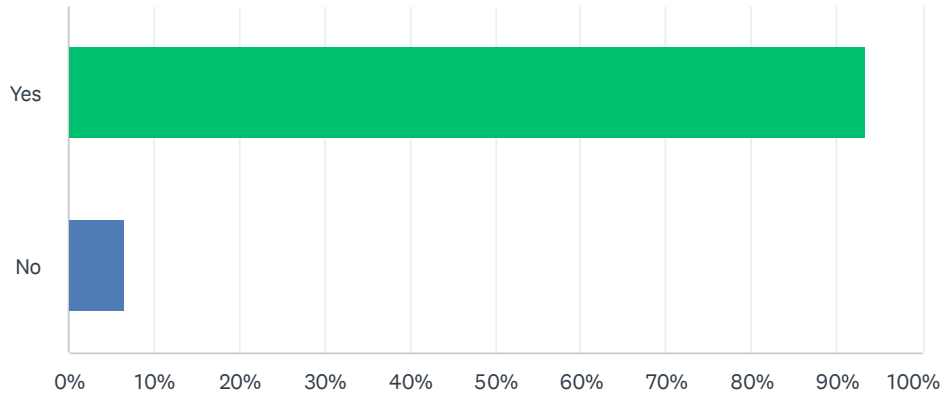
Q46 What could we have done to make your visit better today?

Answered: 31 Skipped: 43

#	RESPONSES	DATE
1	N/A	10/19/2021 2:52 PM
2	N/A	10/19/2021 2:51 PM
3	None	10/19/2021 2:50 PM
4	N/A	10/19/2021 2:49 PM
5	N/A	10/19/2021 2:48 PM
6	N/A	10/19/2021 2:47 PM
7	N/A	10/19/2021 2:45 PM
8	Nothing, it was great.	10/19/2021 10:38 AM
9	Nothing.	10/19/2021 10:33 AM
10	Everything is good.	10/19/2021 10:28 AM
11	Not making patient wait as much	10/19/2021 10:25 AM
12	Less wait time in the waiting room	10/4/2021 11:00 AM
13	Warmer chairs with a cushion on the bottom	10/4/2021 10:55 AM
14	Nothing	10/4/2021 10:53 AM
15	N/A. Everything good.	9/28/2021 4:30 PM
16	Everything was fine.	9/28/2021 4:28 PM
17	No	9/28/2021 11:55 AM
18	I think the organization of time.	9/27/2021 11:06 AM
19	Everything is good.	9/27/2021 10:59 AM
20	Everything is good. I have no way of thanking y'all for taking care of Latinos.	9/27/2021 10:55 AM
21	Everything is good. I have no way of thanking y'all for taking care of Latinos.	9/27/2021 10:53 AM
22	N/A	9/22/2021 2:16 PM
23	Everything great.	9/22/2021 2:14 PM
24	Less time in waiting area in the front.	9/22/2021 2:12 PM
25	Well today, everything.	9/22/2021 1:53 PM
26	Everything went well	9/22/2021 1:50 PM
27	Nothing	9/22/2021 1:47 PM
28	Everything was fine	9/22/2021 1:46 PM
29	Nothing, everything good	9/22/2021 1:45 PM
30	N/A, best it could be.	9/22/2021 1:43 PM
31	N/A	9/22/2021 1:38 PM

Q47 Do you feel the care provided today was sensitive to your culture (behaviors, beliefs, values)?

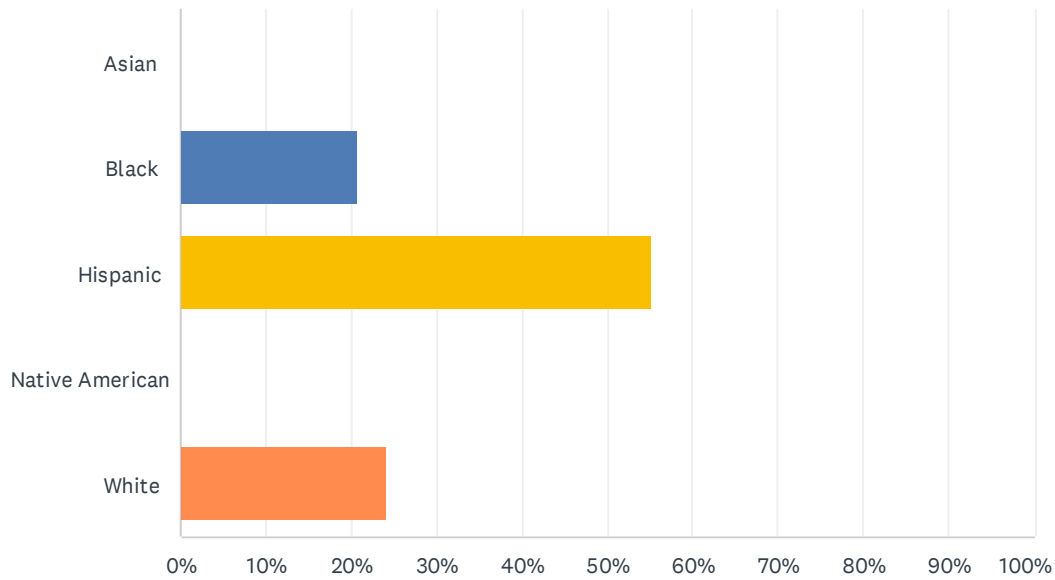
Answered: 46 Skipped: 28



ANSWER CHOICES	RESPONSES	
Yes	93.48%	43
No	6.52%	3
TOTAL		46

Q48 Which of the following best describes your ethnic background?

Answered: 58 Skipped: 16

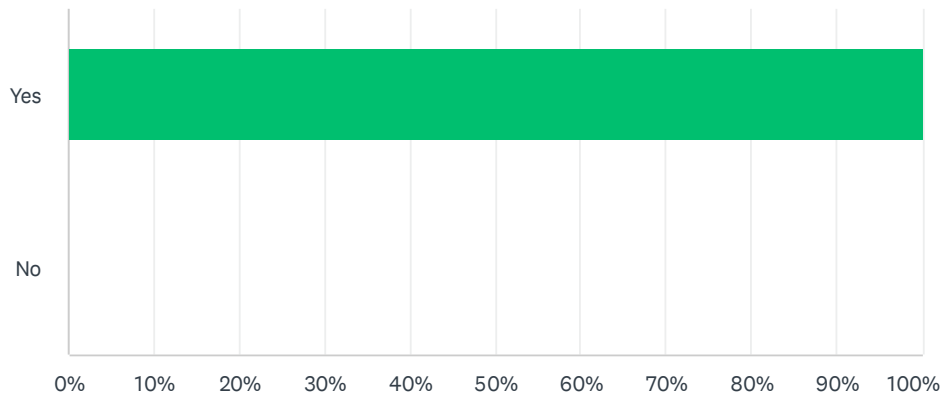


ANSWER CHOICES	RESPONSES
Asian	0.00% 0
Black	20.69% 12
Hispanic	55.17% 32
Native American	0.00% 0
White	24.14% 14
TOTAL	58

#	OTHER (PLEASE SPECIFY)	DATE
1	Left blank	9/22/2021 4:11 PM
2	& Native American	9/22/2021 4:05 PM

Q49 Would you recommend us to friends/family?

Answered: 63 Skipped: 11



ANSWER CHOICES	RESPONSES	
Yes	100.00%	63
No	0.00%	0
TOTAL		63