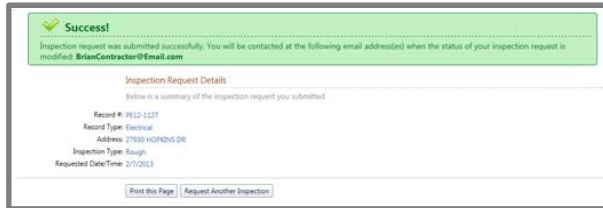


SCHEDULING CONFIRMATION:

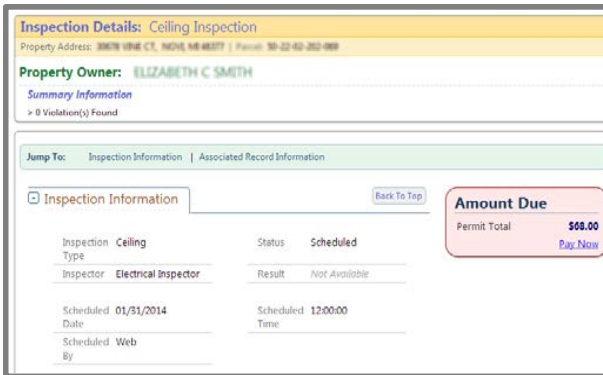
You will receive a confirmation message that the inspection has been scheduled successfully.

Email notifications will be sent regarding any status changes or if the inspection must be rescheduled



VIEW INSPECTIONS:

In the "View My Activity" section you can view, cancel or reschedule pending inspections, or review completed inspections



Osceola County Building Department
22054 Professional Drive Suite A
Reed City, Michigan 49677

Phone: 231-832-6117
Fax: 231-832-7345

E-Mail:
building@osceolacountymi.com

Website: osceola-county.org

Building Inspector: Tony Gagliardo
Electrical Inspector: Tim Taylor
Plumbing/Mechanical Inspector:
Richard Story

**At this time you can only request for inspection for Electrical, Plumbing and Mechanical.
Please call the office for Building Inspections**

Developed by



Automated Inspection Hotline

FOR CONTRACTORS




Osceola County Building Dept.



STEP 1:

Find and select the permit you wish to schedule an inspection for.



Schedule an Inspection

Submit an inspection request for a permit online.

Select a Permit
Select Inspection Type and Date
Contact Information

Step 1: Select a Permit


Enter a Permit Number, including any dashes or spaces.

★ Permit Number: ex. PB14-0013

Permit Number	Permit Type	Property Address
PD15-0004	Demolition	822 SCHUSTER AVE
PE14-0139	Electrical	
PBC15-0009	Building Commercial	3717 LOVERS LN

STEP 2:

Select the desired inspection type and choose from the available days on the calendar.



Schedule an Inspection

Submit an inspection request for a permit online.

Select a Permit
Select Inspection Type and Date
Contact Information
Add Attachments

Step 2: Select Inspection Type and Date

Inspection Details

★ Inspection Type:

Select the type of inspection you wish to request.

Inspection Date

Using the calendar below, select an available date for your inspection request.

September 2013


Su	Mo	Tu	We	Th	Fr	Sa
1	2	3	4	5	6	7
8	9	10	11	12	13	14
15	16	17	18	19	20	21
22	23	24	25	26	27	28
29	30					

★ Requested Date: 09/25/2013

Back
Next

STEP 3:

Verify Contact Information.



Schedule an Inspection

Submit an inspection request for a permit online.

Select a Permit
Select Inspection Type and Date
Contact Information
Add Attachments

Step 3: Contact Information

Enter your contact information to be included with the request.

★ Name:

★ Phone:

Notes:

Select Parties to Notify


Select one or more email addresses to include in notifications regarding inspection request updates.

Name	Email Address	
BSA Contractor	bsacontractor@bsa.com	<input checked="" type="checkbox"/>
John Smith	jsmith@abc.com	<input type="checkbox"/>
Chris Jones	cjones@abcc.com	<input checked="" type="checkbox"/>

Back
Next

STEP 4:

Add attachments (if applicable)



Schedule an Inspection

Submit an inspection request for a permit online.

Select a Permit
Select Inspection Type and Date
Contact Information
Add Attachments

Step 4: Add Attachments

If you have any files or attachments that will be required for the approval of your inspection Request click the button below to browse your computer and attach them. **Please note: If you fail to submit required documents, your request may be delayed or denied.**

Select...

Desert.jpg
X Remove

Upload successful!

Back
Finish



Visit the "Contractor Learning Center" for more AMG information and detailed walkthroughs

[tp://bsasoftware.com/Learning-Center/Community-Development/Contractor-Learning-Center](http://bsasoftware.com/Learning-Center/Community-Development/Contractor-Learning-Center)