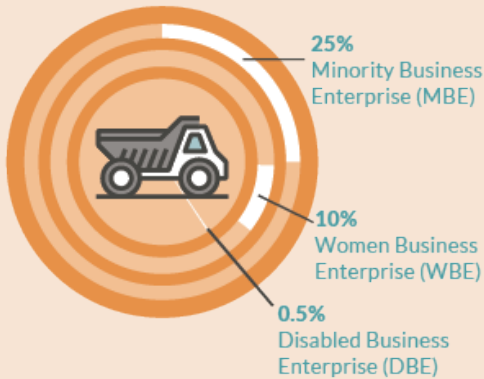


### PROJECT GOALS AND REQUIREMENTS

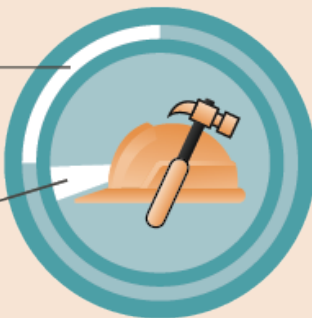
#### Business Participation Goals



#### Section 3 Requirements

25% or more of all labor hours worked by Section 3 workers

5% or more of all labor hours worked by Targeted Section 3 workers

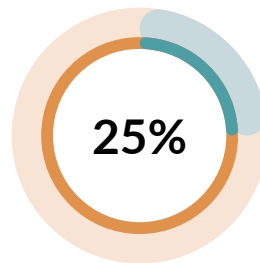


Best efforts must be performed to award contracts and subcontracts to Section 3 businesses

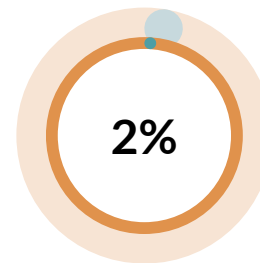


### PROJECT PERFORMANCE

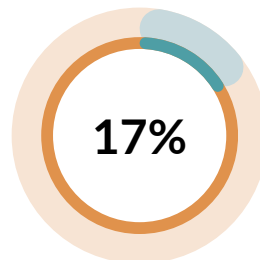
The Beecher Terrace Project, Phase IV is comprised of two contracts – Public Improvements and Building. The following data represents project performance against goals and requirements based on information received through the reporting period.



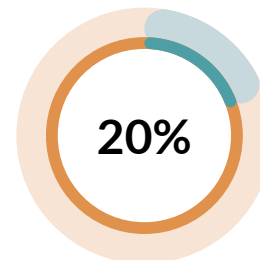
Percentage to MBE



Percentage to DBE



Percentage to WBE



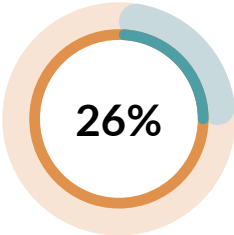
Percentage to Section 3 businesses

Percentages based on contracted and anticipated contractors

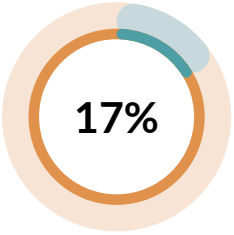
	Section 3 workers	Targeted Section 3 workers
Percentage of Labor Hours Worked	72%	27%
Percentage of New Hires	90%	79%

BUILDING CONTRACT

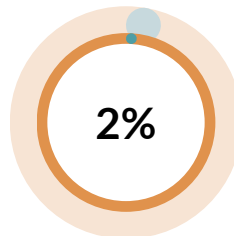
General Contractor: John G. Johnson Construction Company | Contract Amount: \$50,436,493



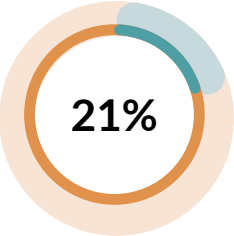
Percentage to MBE



Percentage to WBE



Percentage to DBE



Percentage to Section 3 businesses

Percentages based on contracted and anticipated contractors



73% Labor Hours Worked | Section 3 Workers



27% Labor Hours Worked | Targeted Section 3 Workers



90% New Hires | Section 3 Workers

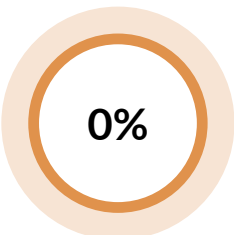


79% New Hires | Targeted Section 3 Workers

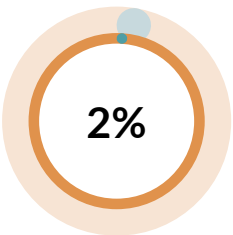


PUBLIC IMPROVEMENTS CONTRACT

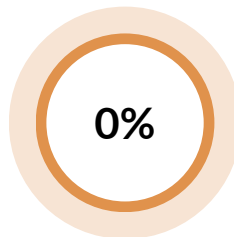
General Contractor: John G. Johnson Construction Company | Contract Amount: \$2,049,114



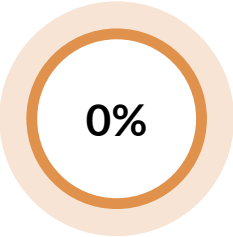
Percentage to MBE



Percentage to WBE



Percentage to DBE



Percentage to Section 3 businesses



10% Labor Hours Worked | Section 3 Workers



0% Labor Hours Worked | Targeted Section 3 Workers



0% New Hires | Section 3 Workers



0% New Hires | Targeted Section 3 Workers

