VILLAGE OF Hinsdale Est. 1873

MEETING AGENDA

PLAN COMMISSION
Wednesday, December 11, 2019
7:30 P.M.
MEMORIAL HALL – MEMORIAL BUILDING
19 E. CHICAGO AVENUE, HINSDALE, IL
(Tentative & Subject to Change)

1. **CALL TO ORDER**

2. **ROLL CALL**

3. **PUBLIC COMMENT**

4. **MINUTES** - Minutes of November 13, 2019

5. **SIGN PERMIT REVIEW**
   - **a)** Case A-33-2019 – 12 E. 1st Street – Glimpse Vision – 1 New Wall Sign (illuminated)
   - **b)** Case A-35-2019 – 14 W. 1st Street – Work Shop – 1 New Wall Sign
   - **c)** Case A-36-2019 – 540 W. Ogden Ave. – Kensington School – 1 New Ground Sign

6. **PUBLIC HEARING - <u>All those wishing to provide public testimony must be sworn in and after the applicant makes their presentation will be recognized by the Chair to speak.</u>**
   - **a)** Case A-23-2019 – Village of Hinsdale – Proposed Text Amendment to the Hinsdale Zoning Code, Sections 9-101(D)(9), 9-104(H)(2)(h) and 12-206, relating to the definitions of the lighting regulations (Section 11-604). (continued from Oct. 9 and Nov. 13, 2019, PC Meetings)

7. **ADJOURNMENT**

The Village of Hinsdale is subject to the requirements of the Americans with Disabilities Act of 1990. Individuals with disabilities who plan to attend this meeting and who require certain accommodations in order to allow them to observe and/or participate in this meeting, or who have questions regarding the accessibility of the meeting or the facilities, are requested to contact Darrell Langlois, ADA Coordinator at 630.789-7014 or **by TDD at 789-7022** promptly to allow the Village of Hinsdale to make reasonable accommodations for those persons.

Web Site: www.villageofhinsdale.org

Approved

MINUTES
VILLAGE OF HINSDALE
PLAN COMMISSION
November 13, 2019
MEMORIAL HALL
7:30 P.M.

Plan Commission Chair Cashman called the meeting to order at 7:30 p.m., Wednesday, November 13, 2019, in Memorial Hall, the Memorial Building, 19 East Chicago Avenue, Hinsdale, Illinois.

PRESENT: Steve Cashman, Mark Willobee, Troy Unell, Anna Fiascone, and Debra Braselton

ABSENT: Gerald Jablonski, Julie Crnovich and Jim Krillenberger

ALSO PRESENT: Chan Yu, Village Planner and applicant for cases: A-31-2019 and A-32-2019

Approval of Minutes – October 9, 2019
The Plan Commission (PC) **unanimously approved** the October 9, 2019, minutes, as submitted, 5-0, (3 absent).

Findings and Recommendations - Case A-25-2019 – 11 Salt Creek Lane - Normandy Builders - Text Amendment to add Design Work for Home or Office Remodeling and related Showrooms as a Special Use in the O-3 General Office District and concurrent Special Use Permit for Normandy Builders to operate at 11 Salt Creek Lane in the O-3 District.

The PC **unanimously approved** the Findings and Recommendations, as submitted, 5-0, (3 absent).

Sign Permit Review - Case A-31-2019 – 118 W. 1st Street – Bank of America/Merrill– 1 New Illuminated Wall Sign (Merrill) and 1 Illuminated Wall Sign Update (Bank of America)

A representative from Olympik Sign Company reviewed the proposed sign elements, including that the Bank of America changed their logo to reflect all upper case fonts, and the font colors of both signs would be white, however the Merrill logo will have blue in it.

Chairman Cashman commented that the changes to the new logo is very subtle and initially difficult to notice.

Commissioner Braselton asked if the proposed signs are the same size as the one being replaced.

The applicant replied exactly.

Commissioner Braselton asked if the logo of the bull could be smaller.

The applicant replied that they've done studies and that the proposed logo is the proportionate size for the proposed fonts.

Commissioner Willobee asked if they could shrink the entire sign.

The applicant said yes, but not too much.

Chairman Cashman thought the proposed sign is pretty small on the building.

Commissioner Willobee agreed, but commented that he was thrown off a bit by the asymmetrical layout. He also had a question about a turn off time for the illumination and if it was an appropriate situation here, like the Chase Bank ground sign.

Chairman Cashman said he was not opposed to a shutoff time.

Commissioner Unell agreed a 10 PM shutoff time is fair.

Commissioner Fiascone agreed with the shutoff time, and commented that she thought the proposed sign size is OK for the size of the building.

The PC in general thought the sign looked cleaner and not so different than the current sign.

With no further questions or comments, the PC **unanimously approved** the sign application, with the condition it be turned off at 10 PM, 5-0, (3 absent).

Sign Permit Review - Case A-32-2019 – 6 Grant Street – JC Licht Hinsdale (Benjamin Moore Grant Square) – 1 Wall Sign Update (illuminated)

A representative from La Grange Sign & Lighting presented the request and explained the update emphasizes the "Licht" name, the "Epco" name has been dropped and the Benjamin Moore logo changed slightly. The applicant also corrected the gold color in the submitted exhibit. The proposed color, specified by Grant Square, is a flat black color.

Commissioner Willobee asked what the sign size is, and referred to some back and forth emails with Chan.

The applicant replied 42.7 SF without the backer panel.

Chan explained that is the size if you were to calculate it as one large sign versus two separate sign backings. Thus, the 42.7 SF is the "worst case" and largest sign area calculation if interpreted as one sign.

With no further questions or comments, the PC **unanimously approved** the sign application, 5-0, (3 absent).

Public Hearing - Case A-23-2019 – Village of Hinsdale – Proposed Text Amendment to the Hinsdale Zoning Code, Sections 9-101(D)(9), 9-104(H)(2)(h) and 12-206, relating to the definitions of the lighting regulations (Section 11-604).

Chairman Cashman stated that there is a request by the Village to continue this case to incorporate information and recommendations from Mr. Skokna, who introduced himself and spoke during the public hearing to offer his expertise to the Village with this application on October 9, 2019. To this end, the PC **unanimously continued the public hearing for the December 11, 2019, meeting for Case A-23-2019**, 5-0, (3 absent).

Adjournment

The meeting was adjourned at 7:41 p.m. after a unanimous vote.
Respectfully Submitted by Chan Yu, Village Planner

VILLAGE OF Hinsdale Est. 1873

MEMORANDUM

DATE: December 11, 2019

TO: Chairman Cashman and Plan Commissioners

CC: Kathleen A. Gargano, Village Manager
Robb McGinnis, Director of Community Development/Building Commissioner

FROM: Chan Yu, Village Planner

RE: 12 E. 1st Street – Glimpse Vision – Illuminated Wall Sign - Case A-33-2019

Summary

The Village of Hinsdale has received a sign application from EFP Partners, LLC DBA Glimpse Vision, requesting approval to replace the current EFP Opticians wall sign at 12 E. 1st Street in the B-2 Central Business District. The existing EFP Opticians sign is non-illuminated and 14.9 SF in area. The proposed new Glimpse Vision sign would be illuminated with 3 LED gooseneck lights at a 3,000K color temperature. 12 E. First Street is located in the Historic Downtown District.

At the December 4, 2019, Historic Preservation Commission meeting (HPC), the HPC unanimously approved the request with the condition that the sign backing is not so bright (colored white for the HPC meeting). The applicant has subsequently revised the white color, based on Sherwin Williams Historical Collection (color SW-7077 Original White). Per the applicant, it is a close match to the terracotta in the existing building. The applicant plans to bring sample color chips to the Plan Commission meeting.

Request and Analysis

The proposed wall sign has a white colored background with black and gold text. The proposed sign would be larger compared to the current one, 14.9 SF versus 22 SF. The proposed wall sign shares the same height of the existing sign at 2'-9". However, the width is 2'-7" wider than the current at the proposed 8-foot width. The material of the proposed wall sign is high density urethane (HDU) and 1.5" thick.

In 2017, EFP Opticians requested for a 4.9 SF window sign concurrently with its aforementioned wall sign. Combined, the window sign and wall sign has an area of 19.8 SF, and Code compliant since it is under 25 SF. This request for a 22 SF wall sign is also Code compliant.

Process

Per Section 11-607(D) and the nature of the request, this application would require a meeting before the Plan Commission (PC) and does not require public notification. The PC maintains final authority on signage with no further action required by the Board of Trustees.

Per Section 11-607(E), no sign permit shall be granted pursuant to this section unless the applicant shall establish that:

1. Visual Compatibility: The proposed sign will be visually compatible with the building on which the sign is proposed to be located and surrounding buildings and structures in terms of height, size, proportion, scale, materials, texture, colors, and shapes.

2. Quality of Design and Construction: The proposed sign will be constructed and maintained with a design and materials of high quality and good relationship with the design and character of the neighborhood.

3. Appropriateness to Activity: The proposed sign is appropriate to and necessary for the activity to which it pertains.

4. Appropriateness to Site: The proposed sign will be appropriate to its location in terms of design, landscaping, and orientation on the site, and will not create a hazard to pedestrian or vehicular traffic, detract from the value or enjoyment of neighboring properties, or unduly increase the number of signs in the area.

Attachments:
Attachment 1 – Sign Application and Exhibits
Attachment 2 - Village of Hinsdale Zoning Map and Project Location
Attachment 3 - Street View of 12 E. 1st Street
Attachment 4 - Birds Eye View of 12 E. 1st Street

Glimpse (formerly EFP Opticians)

12 East 1st Street, Hinsdale,IL

Sign Permit Request

Sign with store front measurements
"X" indicates light placement.

Attachment 1 REVISED after HPC 12.4.19

Glimpse
(formerly EFP Opticians)

12 East 1st Street, Hinsdale,IL
Sign Permit Request

Installation Process:

Step One:
Removal of existing signage

Step Two:
Painting of existing store front: Satin black to keep store front colors consistent. No structural changes involved

Step Two:
Installation of new sign as noted. Signage installed with appropriate toggle bolts to existing structure.

Step Three:
Installation of three modern goose neck LED lights for sign illumination.

Attachment 1

gooseneck

13W gooseneck

The GNLED family provides the versatility you need. Choose from 11 colors, 6 shades, 5 arms and 3 reflectors.

Performance

Equivalent	75W Incan.
Replaces	75W Incan.

Color Temperature (CCT)	**3000K**	**4000K**
Input Watts	15	15
Output Lumens	627	664
Lumens Per Watt	41	44
Color Accuracy (CRI)	84	86

NOTE: These values pertain only to fixtures installed without shades and will vary with different shade types.

Specifications

UL Listing
Suitable for wet locations. Suitable for mounting within 4' of the ground.

Lifespan
100,000-hour LED lifespan based on IES LM-80 results and TM-21 calculations

Drivers
Constant Current, Class 2, 120V: 0.3A; 208V: 0.3A; 240V: 0.3A; 277V: 0.15A, 50/60 Hz, THD ≤20%, Power Factor 97.5%

Cold Weather Starting
Minimum starting temperature is -40°C (-40°F).

Ambient Temperature
Suitable for use in 40°C (104°F)

Thermal Management
Custom heat sink assembly in thermal contact with die-cast aluminum housing for superior heat dissipation to extend LED lifespan

Housing
Precision die-cast aluminum housing, lens frame and mounting plate

Mounting
Heavy-duty mounting arm with "O" ring seal and stainless steel screw

Gaskets
High-temperature silicone

Shades
Angled Cone, Angled Dome or Straight Shade offered in 11" or 15"

Smooth light
Frosted lens produces smooth distribution and low glare

Color options
11 high-durability powder coatings long-lasting colors

Adjustable
Adjustable Swivel Joint: ±45° Tilt & 360° Spin

Ordering information

Family Name	Arm	LED	Wattage	Color Temp	Reflector	Shade	Finish Color
GN		LED	13				

Arm
- **Blank** No arm
- **1** GOOSE1
- **2** GOOSE2
- **3** GOOSE3
- **4** GOOSE4
- **5** GOOSE5

Color Temp
- **N** 4000K
- **Y** 3000K

Reflector
- **Blank** Flood reflector + frosted lens
- **S** Spot reflector + clear lens
- **R** Rectangular reflector + clear lens

Shade
- **Blank** No Shade
- **AC** 15" Ang. Cone
- **AC11** 11" Ang. Cone
- **AD** 15" Ang. Dome
- **AD11** 11" Ang. Dome
- **ST** 15" Strt. Shade
- **ST11** 11" Strt. Shade

Finish Color
- **B** Black
- **W** White
- **A** Archit. Bronze
- **S** Metallic Silver
- **G** Hunter Green
- **YL** Yellow
- **R** Red
- **LB** Light Blue
- **BL** Royal Blue
- **BWN** Brown
- **I** Ivory

ACCESSORIES

Catalog #	Description
LRFGNLEDB	Clear Lens and Spot & Rectangular Reflector Kit w/Door Frame, Black
LFGNLEDB	Frosted Lens and Door Frame Replacement, Black

Finishes: *For Finish Color, add suffix listed above (i.e. YL) in place of B (Black) at the end of the Catalog number (Example: LRFGNLEDYL).*

Build your own fixture *(Choose one from each section and choose your color)*

Gooseneck Arms

GOOSE1
24" Arm

GOOSE2
35" Arm

GOOSE3
30" Arm

GOOSE4
20" Arm for wall mount

GOOSE5
20" Arm for pole mount

LED Head

GNLED13
13W LED Head

Shades

GSAC
15" Angled Cone Shade

GSAC11
11" Angled Cone Shade

GSAD
15" Angled Dome Shade

GSAD11
11" Angled Dome Shade

GSST
15" Straight Shade

GSST11
11" Straight Shade

Classic Colors

- Black (B)
- White (W)

Contact your local RAB rep to view actual sample color chips.

Signature Colors

- Architectural Bronze (A)
- Red (R)
- Yellow (YL)
- Light Blue (LB)
- Royal Blue (RB)
- Brown (BWN)
- Ivory (I)
- Hunter Green (G)
- Metallic Silver (S)

Photometrics

GNLED13B

Three 13W LEDs at 15' Mounting Height

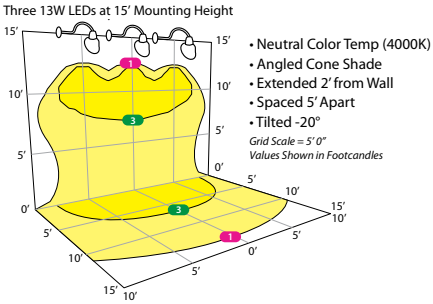

Grid Scale:
Multiples of mounting height, values shown in footcandles

Recessed LED module and optimized reflector provide smooth light distribution with no hot spots and low glare.

RAB lighting design engineers can create a custom lighting layout for your job. For free.

Photometric Report #ITL67900

Dimensions & weight

Please see page 110 for bracket dimensions. For complete gooseneck kits and combinations, please visit rabweb.com.

UL LISTED
SUITABLE FOR WET LOCATIONS

5-Year No Compromise Warranty

Fully Shielded, Full Cutoff Optics

For use on LEED buildings to attain Light Pollution Reduction Credit

Independent Outdoor,ltd.
SIGNS GRAPHICS DESIGN
5009 Chase Av. / P.O. Box 273 • Downers Grove, Il 60515 • (630) 960-2460 • Fax (630) 960-3095

INTERNATIONAL SIGN ASSOCIATION

Pick-up	Deliver	Install

BUYER
EFP - Glimpse Vision
2 E. 1st Street
Hinsdale, IL
Boyce Moffitt, ABOC
General Manager
312-943-2020

A Complete Sign Provider

APPROVED DATE 10-8-19 ***House***

The below prices, specifications, and conditions are satisfactory and are hereby accepted. You are authorized to procede as specified. Payment will be made as outlined. Finished product may be used in future marketing material.

33"x96"--1.5" HDU sandblasted single sided sign... face secure and touch up to wood framed soffit- store front area raised border and graphic- white back ground.

$ 2, 587.00

complete-NO aded tx

33"x65"-- less $200

Glimpse (formerly EFP Opticians)
12 East 1st Street, Hinsdale,IL
Sign Permit Request

Sign with store front measurements
"X" indicates light placement.



attched Terms Page

Buyer provided / additional as needed
If required village permit at cost of permit /bonds etc. and
$75/hour acquisition and must be secured prior to production scheduled

TERMS: 50% deposit / bal net delivery

(interest of 1.5% per month on past due accounts)

NOTE: sign/ product to remain owned by I.O.Ltd until payment is made in full. This proposal can be withdrawn if not accepted within 30 days. Work will not begin until down payment and written acceptance are received. Any alterations from the above specifications involving extra costs will be executed only upon written request and become an added charge above the stated estimate. In the event of a breach of this contract by Buyer, Independent Outdoor will be entitled to attorneys' fees in any court proceeding.

Richard D. Wood

Richard D. Wood -President

Attachment 1

Attachment 2: Village of Hinsdale Zoning Map and Project Location

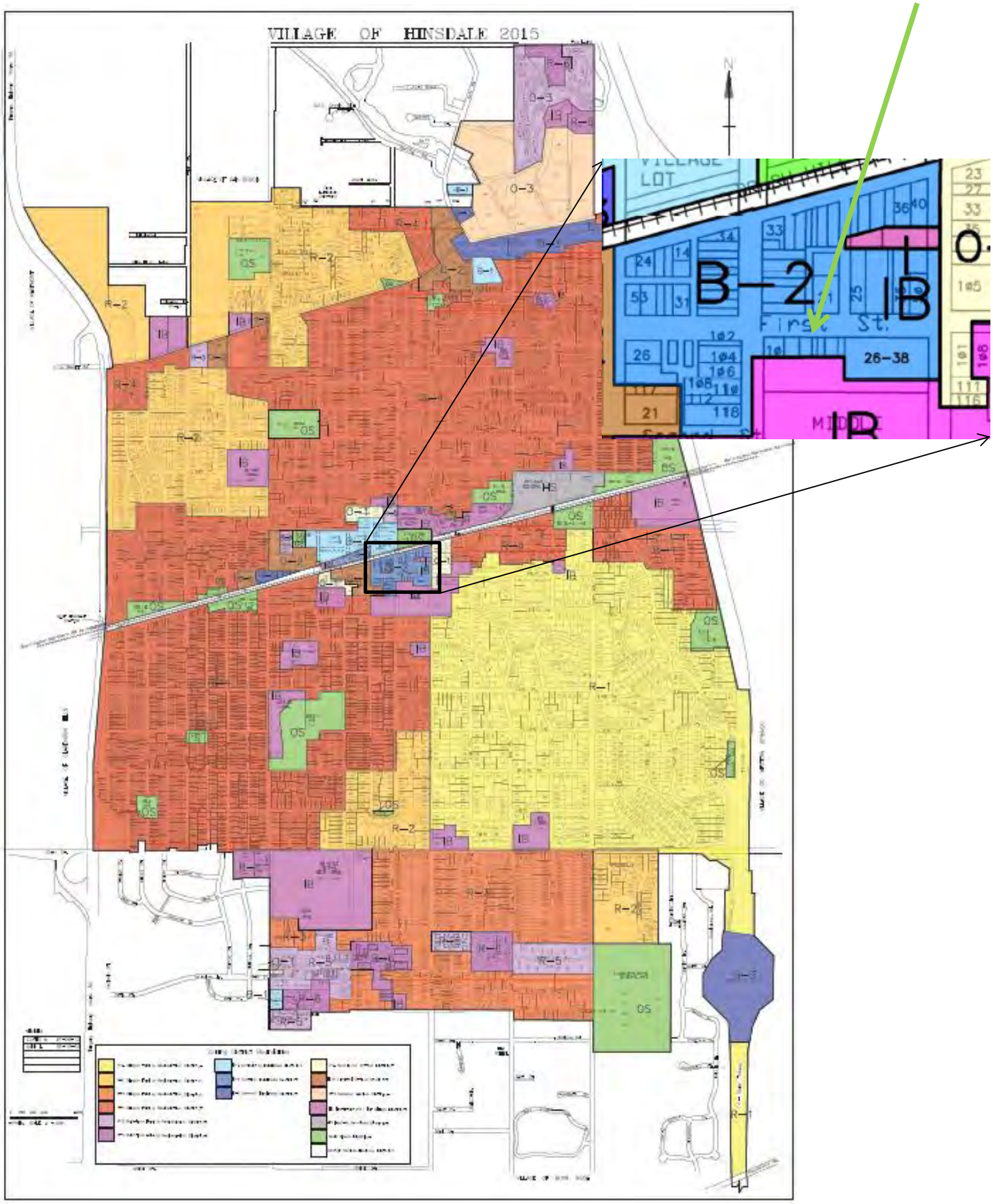

Attachment 3: **Street View 12 E. First St.** (facing south)

Proposed Sign Location

Replacing

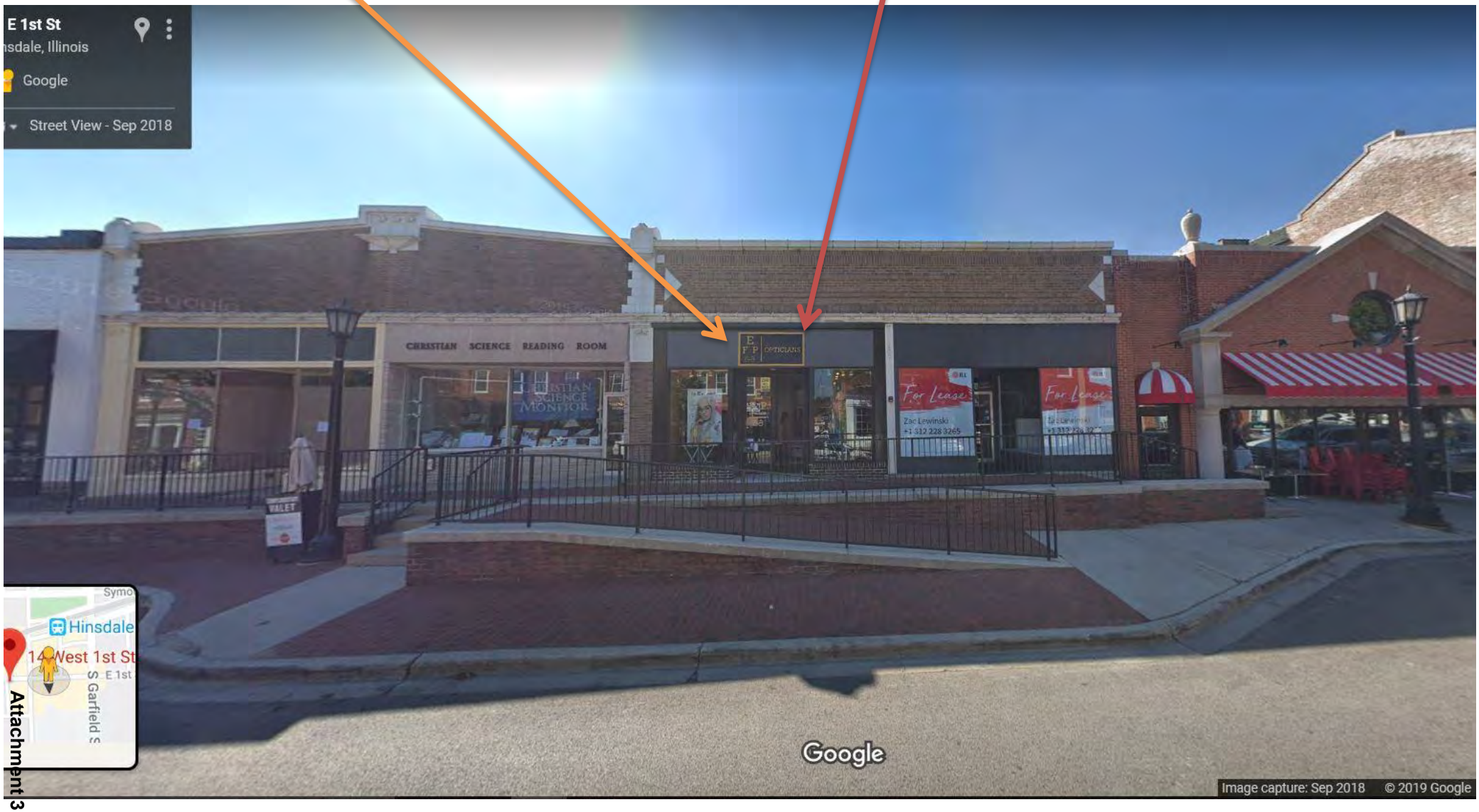

Attachment 3

Attachment 4: Birds Eye View of 12 E. 1st Street

Attachment 4

VILLAGE OF Hinsdale Est. 1873

MEMORANDUM

DATE: December 11, 2019

TO: Chairman Cashman and Plan Commissioners

CC: Kathleen A. Gargano, Village Manager
Robb McGinnis, Director of Community Development/Building Commissioner

FROM: Chan Yu, Village Planner

RE: 14 W. 1st Street – Work Shop – Wall Sign reface - Case A-35-2019

Summary

The Village of Hinsdale has received a sign application from Kimberly Arquilla, requesting approval to install a wall sign on an existing building canopy feature at 14 W. 1st Street in the B-2 Central Business District. The existing canopy feature was utilized by the former Tigers & Tulips business and had a sign area (if defined by the painted orange background) of approximately 44 SF (Attachment 3). The proposed new Work Shop sign would feature a pink painted background of the same canopy dimensions of 2' tall and 22' wide, for an area of 44 SF.

Request and Analysis

In the B-2 District, in a single business tenant building, the maximum sign area is based on the ratio of 1 SF for every lineal foot of building frontage. The building at 14 W. 1st Street is approximately 26 feet wide. Thus, the maximum allowable sign area is 26 SF.

The proposed sign would have a light pink background with navy blue and white text. Should the Plan Commission consider the existing building canopy feature as a wall, versus a sign backing, the text dimensions are 10" tall and 16' wide, for an area of 13.33 SF. However, if the Plan Commission considers the pink painted background to the canopy feature as a sign backing, the proposed sign would be too large, and not code compliant at 44 SF (2' tall and 22' wide).

Staff could not find a record of how the previous Tigers & Tulips sign was reviewed or approved. At the December 4, 2019, HPC meeting, the HPC unanimously approved this request, as submitted by Work Shop, with the condition that there is a record of the former Tigers & Tulips sign approved by a variation. In two similar and more recent examples, the Levato Salon (2017) and Harry and Eddie's (2018) signs at 29 E. 1st St. were approved based on the text dimensions only, attached on canopy features of the building (Attachment 5).

Here is the pertinent language of the sign Code, Section 9-106(E)(10):
Sign Measurement:

(a) Area To Be Included: The supporting structure or bracing of a sign shall be omitted in measuring the area of the sign unless such structure or bracing is made part of the message or face of the sign. When a sign has more than one display face, all faces shall be included in determining the area of the sign. The area of the supporting structure or bracing of a sign shall be consistent with the sign it supports and location in which it is placed.

(b) Area Of Signs With Backing: The area of all signs with backing shall be measured by computing the area of the sign backing.

(c) Area Of Signs Without Backing: The area of all signs without backing shall be measured by computing the area of the smallest single regular geometric figure that can encompass all words, letters, figures, emblems, and other elements of the sign message.

(d) Area Of Signs With And Without Backing: The area of all signs formed by a combination of elements with and without backing shall be measured by combining the area of such elements measured in accordance with the foregoing subsections.

Process

Per Section 11-607(D) and the nature of the request, this application would require a meeting before the Plan Commission (PC) and does not require public notification. The PC maintains final authority on signage with no further action required by the Board of Trustees.

Per Section 11-607(E), no sign permit shall be granted pursuant to this section unless the applicant shall establish that:

1. Visual Compatibility: The proposed sign will be visually compatible with the building on which the sign is proposed to be located and surrounding buildings and structures in terms of height, size, proportion, scale, materials, texture, colors, and shapes.

2. Quality of Design and Construction: The proposed sign will be constructed and maintained with a design and materials of high quality and good relationship with the design and character of the neighborhood.

3. Appropriateness to Activity: The proposed sign is appropriate to and necessary for the activity to which it pertains.

4. Appropriateness to Site: The proposed sign will be appropriate to its location in terms of design, landscaping, and orientation on the site, and will not create a hazard to pedestrian or vehicular traffic, detract from the value or enjoyment of neighboring properties, or unduly increase the number of signs in the area.

Attachments:
Attachment 1 – Sign Application and Exhibits
Attachment 2 - Village of Hinsdale Zoning Map and Project Location
Attachment 3 - Street View of 14 W. 1st Street
Attachment 4 - Birds Eye View of 14 W. 1st Street
Attachment 5 - Examples of past Canopy Features signs – Levato (2017) and Harry & Eddie's (2018) at 29 E. 1st Street

VILLAGE OF HINSDALE
COMMUNITY DEVELOPMENT DEPARTMENT
APPLICATION FOR SIGN PERMIT

Applicant

Name: Kimberly Arquilla
Address: 14 W First St.
City/Zip: Hinsdale/60521
Phone/Fax: (630) 280-9713
E-Mail: kparquilla727@gmail.com
Contact Name:

Contractor

Name: Walz Construction
Address: 4910 Central Ave
City/Zip: Western Springs/ 60558
Phone/Fax: (708) 710-7690
E-Mail: ADAM@WALZCC.COM
Contact Name: Adam Walz/Lauren Flynn

ADDRESS OF SIGN LOCATION: 14 W First St. Hinsdale
ZONING DISTRICT: O-3 General Office District
SIGN TYPE: Wall Sign
ILLUMINATION: None

Sign Information:

Overall Size (Square Feet): 32 sqft = 2' x 16' ft
Overall Height from Grade: _____ Ft
Proposed Colors (Maximum of Three Colors):
- White
- Navy Blue
- Light Pink

Site Information:

Lot Street Frontage: _____
Building/Tenant Frontage: _____
Existing Sign Information:
Business Name: Tigers & Tulips
Size of Sign: 2'x16'Long Square Feet
Business Name: WORKSHOP
Size of Sign: 32 Square Feet

I hereby acknowledge that I have read this application and the attached instruction sheet and state that it is correct and agree to comply with all Village of Hinsdale Ordinances.

Signature of Applicant — Date: 10/11/2019

Signature of Building Owner — Date: 11/4/2019

FOR OFFICE USE ONLY – DO NOT WRITE BELOW THIS LINE

Total square footage _____ x $2.00 = 0 (Minimum $75.00)

Plan Commission Approval Date _____ Administrative Approval Date _____

Attachment 1

WORK-$-SHOP

Attachment 1

Attachment 2: Village of Hinsdale Zoning Map and Project Location

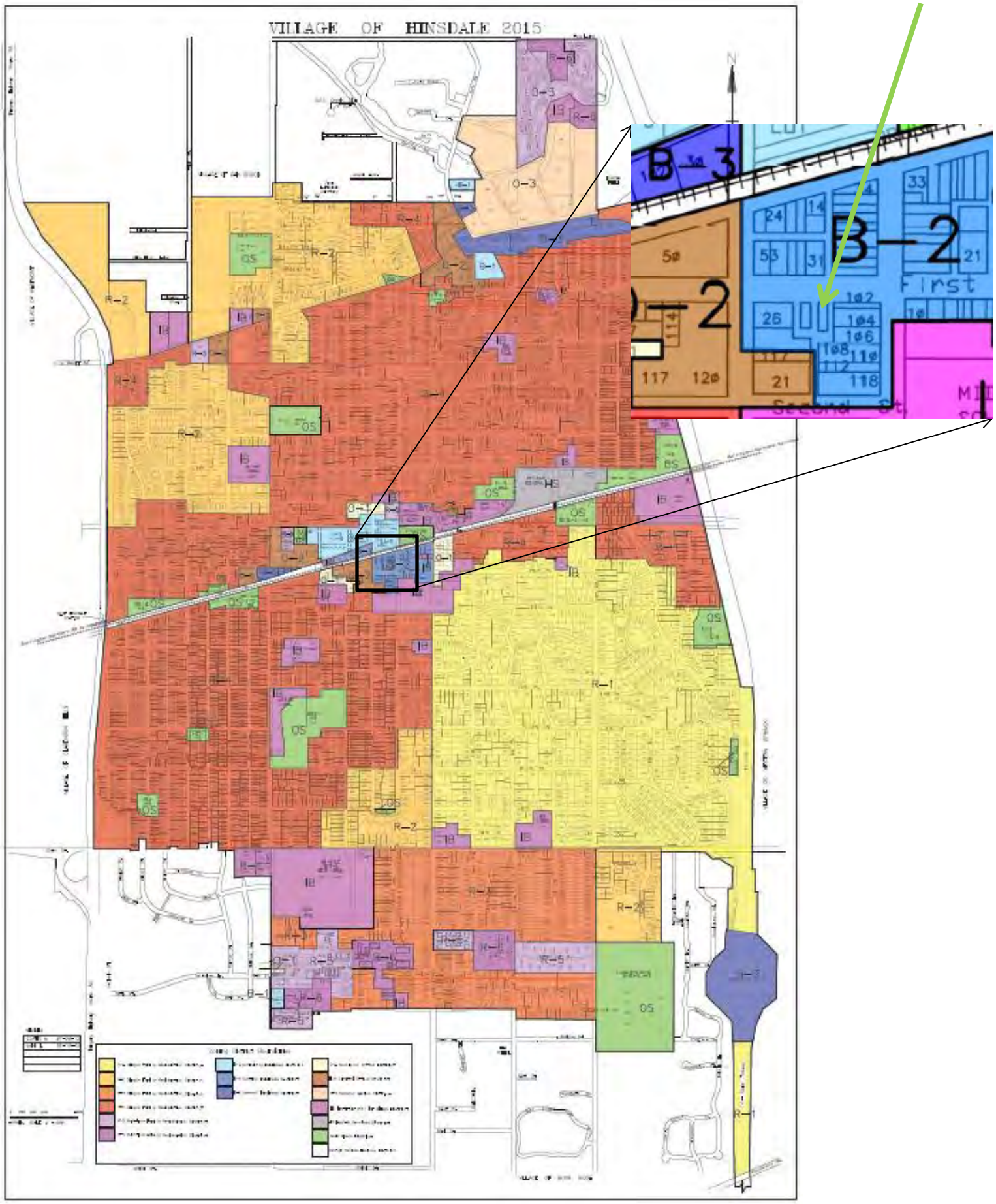

Attachment 3: Street View 14 W. First St. (facing south)

Proposed Sign Location

Replacing

Attachment 3

Attachment 4: **Birds Eye View of 14 W. 1st St.** (facing south)

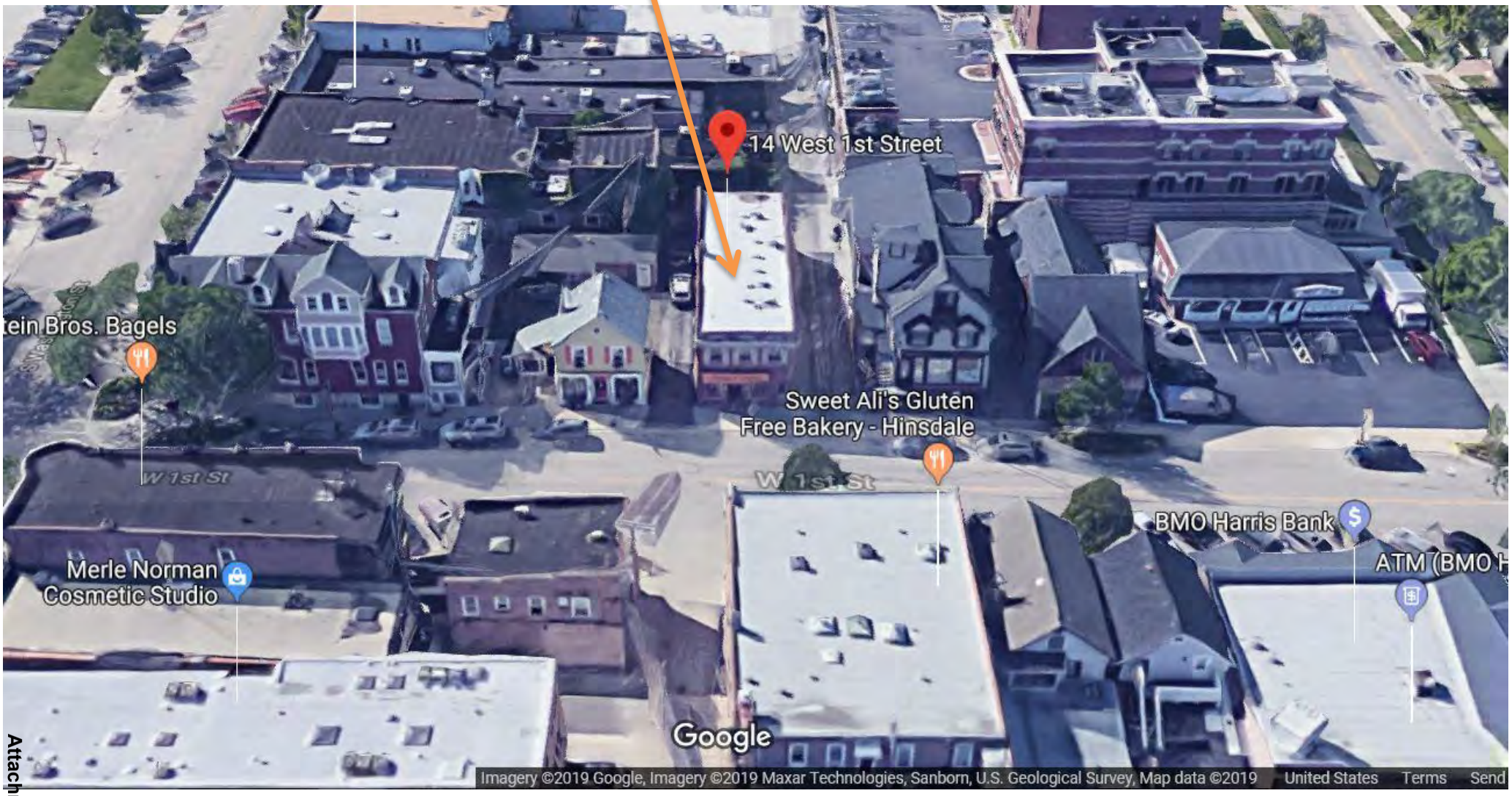

Attachment 4

INFINITY
COMMUNICATIONS GROUP

PROOF

5350 EAST AVE · COUNTRYSIDE, IL 60525 OFFICE · 708.352.1086 · FAX 708.352.1237 · INFINITYSIGNS1@YAHOO.COM

PROOF INFORMATION

VERSION NO.: 01	CLIENT: Levato Salon	PROJECT NO.: Est#5064	SIZE: Various
	CLIENT CONTACT: Alex A.	DATE: 12/28/16	LOCATION: Hinsdale, IL
	PROJECT NAME: Canopy signs	DATE APPROVED:	SUBSTRATE: Painted Aluminum Letters
	PROJECT TYPE: Non-illuminated dimensional signs	DRAWN/DESIGNED BY: BrL	
SHEET NO.: 01 OF 03	NOTES: NOTES HERE		

☐ APPROVED

☐ APPROVED WITH CHANGES

NAME: _____

SIGNATURE: _____

All jobs require a 50% deposit that is **NON-REFUNDABLE**. The remaining balance must be paid in ful l upon completion of the job. Jobs will not be started without approval and deposit.**IMPORTANT:** Please proof read all information contained in the document. It is the customer's sole responsibility to verify the accuracy of all copy including spelling and syntax. Additional costs may apply if errors are found after final approval. Infinity Communications Group is **NOT RESPONSIBLE** for errors found after production has begun. All artwork is property of Infinity Communications Group. Nothing represented in these proofs may be used or recreated without the consent and authorization of Infinity Communications Group.

Attachment 5

Attachment 5

VILLAGE OF Hinsdale Est. 1873

MEMORANDUM

DATE: December 11, 2019

TO: Chairman Cashman and Plan Commissioners

CC: Kathleen A. Gargano, Village Manager
Robb McGinnis, Director of Community Development/Building Commissioner

FROM: Chan Yu, Village Planner

RE: 540 W. Ogden Avenue – Kensington School – 1 New Ground Sign
Case A-36-2019

Summary

The Village of Hinsdale has received a sign application from the Lauder Group, on behalf of Kensington School requesting approval to install a new double-sided ground sign at 540 W. Ogden Avenue in the O-2 Limited Office District, at the corner of W. Ogden Avenue and North Monroe Street. It would not be illuminated.

Request and Analysis

The proposed new ground sign face is 4-feet tall and 10-feet wide, for an area of 40 SF. In the O-2 Office District, the maximum sign face permitted is 50 SF per face. It is double sided, and features black text on a white background. The ground sign structure is 6' tall and 12'-8" wide. The maximum height permitted is 8-feet tall in the O-2 District.

The proposed ground sign location is on the north west corner of the subject property at W. Ogden Avenue and North Monroe Street, with the signage facing to the east and west of Ogden Avenue. The ground sign would meet the setback requirements of 10 feet from the lot lines and clear the 100-foot sight distance triangle at the intersection. Per the applicant, the proposed material is Azek, constructed to look like a wood material, however, made from a cellular PVC product. It is used at the Kensington School front entry, bays and all of the exterior casing at the windows and doors.

Process

Per Section 11-607(D) and the nature of the request, this application would require a meeting before the Plan Commission (PC) and does not require public notification. The PC maintains final authority on signage with no further action required by the Board of Trustees.

Per Section 11-607(E), no sign permit shall be granted pursuant to this section unless the applicant shall establish that:

1. Visual Compatibility: The proposed sign will be visually compatible with the building on which the sign is proposed to be located and surrounding buildings and structures in terms of height, size, proportion, scale, materials, texture, colors, and shapes.

2. Quality of Design and Construction: The proposed sign will be constructed and maintained with a design and materials of high quality and good relationship with the design and character of the neighborhood.

3. Appropriateness to Activity: The proposed sign is appropriate to and necessary for the activity to which it pertains.

4. Appropriateness to Site: The proposed sign will be appropriate to its location in terms of design, landscaping, and orientation on the site, and will not create a hazard to pedestrian or vehicular traffic, detract from the value or enjoyment of neighboring properties, or unduly increase the number of signs in the area.

Attachments:
Attachment 1 – Sign Application and Exhibits
Attachment 2 - Village of Hinsdale Zoning Map and Project Location
Attachment 3 - Street View of 540 W. Ogden Avenue
Attachment 4 - Birds Eye View of 540 W. Ogden Avenue

Attachment 1

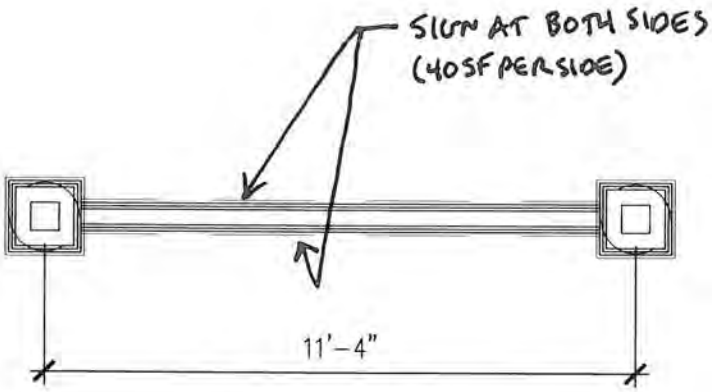

GROUND SIGN PLAN



GROUND SIGN ELEVATION

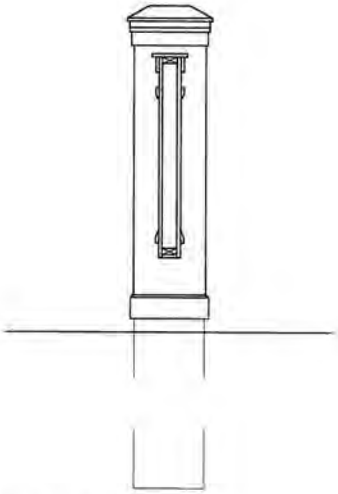

SECTION

KENSINGTON SCHOOL - HINSDALE

VILLAGE OF HINSDALE
COMMUNITY DEVELOPMENT DEPARTMENT
APPLICATION FOR SIGN PERMIT

Applicant	**Contractor**
Name: Lance Lauderdale	Name: The Lauder Group
Address: 743 McClintock Drive	Address: 743 McClintock Drive
City/Zip: Burr Ridge / 60527	City/Zip: Burr Ridge / 60527
Phone/Fax: (312) 907 / 7977	Phone/Fax: (312) 907 / 7977
E-Mail: lancelauderdale@gmail.com	E-Mail: lancelauderdale@gmail.com
Contact Name: Lance Lauderdale	Contact Name: Lance Lauderdale

ADDRESS OF SIGN LOCATION: 540 W. Ogden Avenue

ZONING DISTRICT: O-2 Limited Office District

SIGN TYPE: Monument Sign

ILLUMINATION None

Sign Information:

Overall Size (Square Feet): 40 (10 x 4)

Overall Height from Grade: 6 Ft.

Proposed Colors (Maximum of Three Colors):

❶ white

❷ black

❸ _____

Site Information:

Lot/Street Frontage: 309'

Building/Tenant Frontage: 174'

Existing Sign Information:

Business Name: _____

Size of Sign: _____ Square Feet

Business Name: _____

Size of Sign: _____ Square Feet

I hereby acknowledge that I have read this application and the attached instruction sheet and state that it is correct and agree to comply with all Village of Hinsdale Ordinances.

Signature of Applicant — Date: 11/20/2019

Signature of Building Owner — Date: 11/20/19

FOR OFFICE USE ONLY – DO NOT WRITE BELOW THIS LINE

Total square footage: 0 x $4.00 = 0 (Minimum $75.00)

Plan Commission Approval Date: _____ Administrative Approval Date: _____

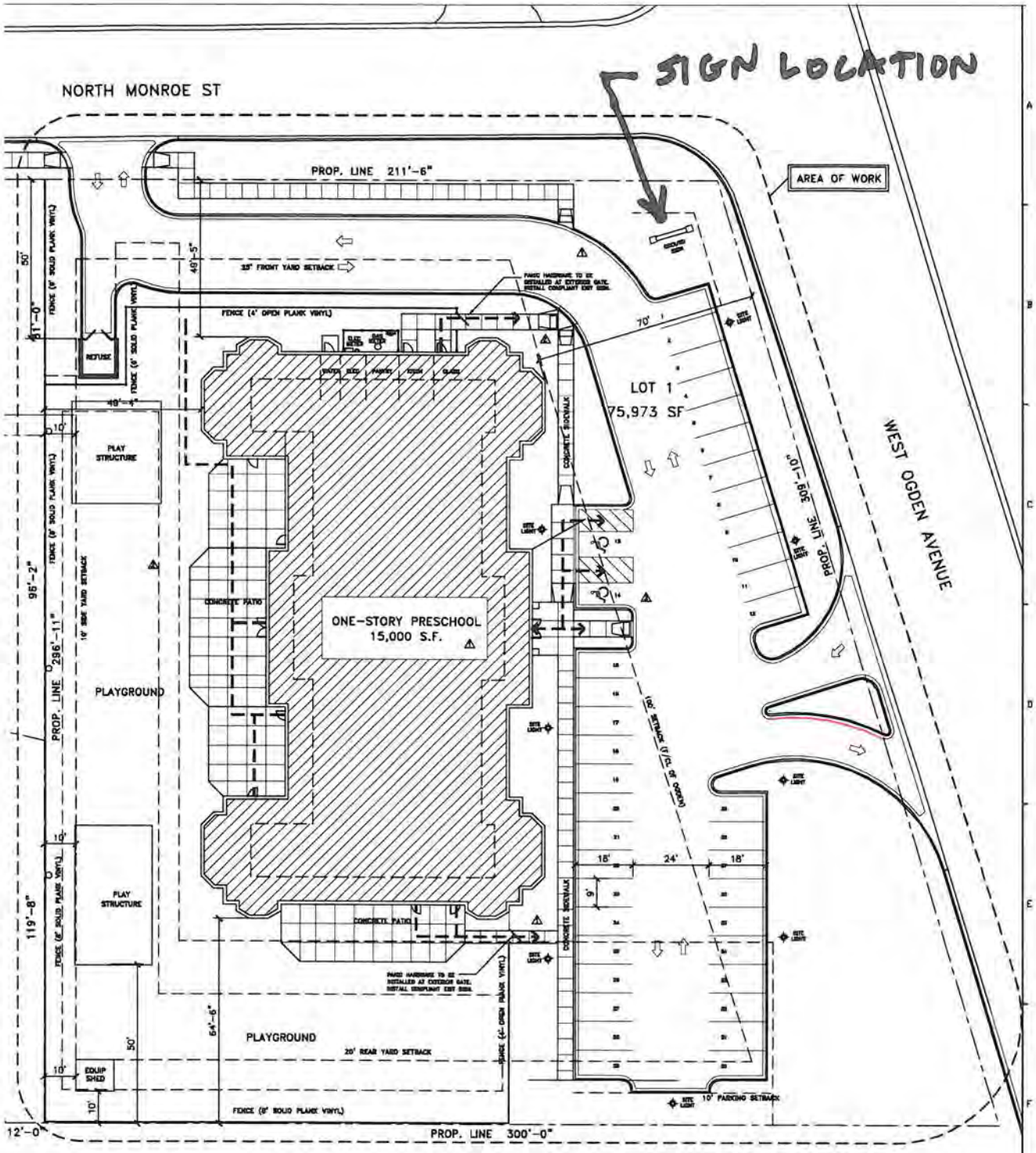

SITE ZONING:

ORDINANCE APPROVING AND ACCEPTING A FINAL PLAT OF SUBDIVISION – KENSINGTON SCHOOL (540 WEST OGDEN AVENUE) WAS APPROVED BY THE VILLAGE BOARD OF TRUSTEES, MAY 15, 2018.

ORDINANCE APPROVING A SPECIAL USE PERMIT TO OPERATE A CHILD DAYCARE FACILITY IN THE O-2 LIMITED OFFICE ZONING DISTRICT AT 540 WEST OGDEN AVENUE – KENSINGTON SCHOOL WAS APPROVED BY THE VILLAGE BOARD OF TRUSTEES, MAY 15, 2018.

ORDINANCE APPROVING A SITE PLAN AND EXTERIOR APPEARANCE PLAN FOR A CHILD DAYCARE FACILITY – KENSINGTON SCHOOL – 540 WEST OGDEN AVENUE WAS APPROVED BY THE VILLAGE BOARD OF TRUSTEES, MAY 15, 2018.

CASE A-44-2017 – 540 W. OGDEN AVE. – KENSINGTON SCHOOL – MAP AMENDMENT AND CONCURRENT TENTATIVE PLAT OF SUBDIVISION TO SUBDIVIDE AND REZONE APPROXIMATELY 1.74 ACRES TO AN O-2 LIMITED OFFICE DISTRICT AND SUBDIVIDE APPROXIMATELY 2.35 ACRES INTO 6 R-4 SINGLE FAMILY DISTRICT LOTS.

CASE A-12-2018 – 540 W. OGDEN AVE. – KENSINGTON SCHOOL – FINAL PLAT AND CONCURRENT SPECIAL USE PERMIT FOR A CHILD DAYCARE SCHOOL AND EXTERIOR APPEARANCE AND SITE PLAN REVIEW FOR A 1-STORY, 23-FOOT TALL CHILD DAYCARE SCHOOL IN RELATION TO CASE A-44-2017.

SITE UTILITIES:

COORDINATION AND INSTALLATION OF UTILITIES, INCLUDING, BUT NOT LIMITED TO WATER, SANITARY AND STORM SEWER, GAS, ELECTRIC, TELEPHONE/DATA TO BE COORDINATED BY CONTRACTOR.

FINAL UTILITY DESIGN AND CONNECTIONS TO BE APPROVED BY THE VILLAGE OF HINSDALE PRIOR TO INSTALLATION.

UTILITY INSTALLATIONS AND LOCATIONS SHALL CONFORM WITH THE RULES AND REGULATIONS OF APPLICABLE ADMINISTRATIVE AUTHORITIES AND ORDINANCES OF THE VILLAGE OF HINSDALE.

SEE CIVIL DWGS FOR WATER, SANITARY SEWER, AND STORM WATER DETAILS.

SITE FIRE AND LIFE SAFETY SYSTEMS:

SITE PLAN TO BE REVIEWED AND APPROVED BY THE VILLAGE OF HINSDALE FIRE DEPARTMENT.

SITE LIGHTING:

SITE LIGHTING DESIGN AND PHOTOMETRICS TO BE SUBMITTED TO THE VILLAGE OF HINSDALE FOR APPROVAL WHEN THE DATA BECOMES AVAILABLE.

SITE LIGHTING POLES, LAMPS, OPTICAL SYSTEMS, COLOR AND FINISH TO BE APPROVED BY OWNER PRIOR TO PURCHASE.

SITE LIGHTING ELECTRICAL DESIGN TO BE COORDINATED BY SITE ELECTRICAL CONTRACTOR WITH CONED AND BUILDING ELEC. PANEL.

SITE LIGHTING TO BE CONTROLLED BY A TIMING DEVICE. SUBMIT DETAILS OF TIMING CONTROL DEVICES WHEN DATA BECOMES AVAILABLE.

SITE PLAN

SCALE: 1" = 20'-0"

N

0' 10' 20' 30' 40'

1" = 20'-0"

THE LAUDER GROUP
743 MCCLINTOCK DRIVE
BURR RIDGE, IL 60527
T 312-907-7977

KENSINGTON SCHOOL OF HINSDALE
540 WEST OGDEN AVENUE
HINSDALE, IL 60521

DRAWING ISSUE			
03-26-2018	1	PERMIT CORRECTIONS	
11-12-2018	2	PERMIT CORRECTIONS	
8-27-2019		FOR PERMIT	
DATE		DESCRIPTION	DATE / DESCRIPTION

DRAWING TITLE

SITE PLAN

JOB NO.:	18-001
DATE:	8-07-18
DRAWN BY:	LZL

DRAWING NO.

A1-0

Attachment 1

FINAL PLAT OF
KENSINGTON SUBDIVISION

BEING A SUBDIVISION IN THE NORTHEAST QUARTER OF SECTION 2, TOWNSHIP 38 NORTH, RANGE 11 EAST OF THE THIRD PRINCIPAL MERIDIAN, IN DUPAGE COUNTY, ILLINOIS

NEW LOT LAYOUT

P.I.N.: 09-02-213-001
09-02-405-030

KENSINGTON SCHOOL
SIGN LOCATION

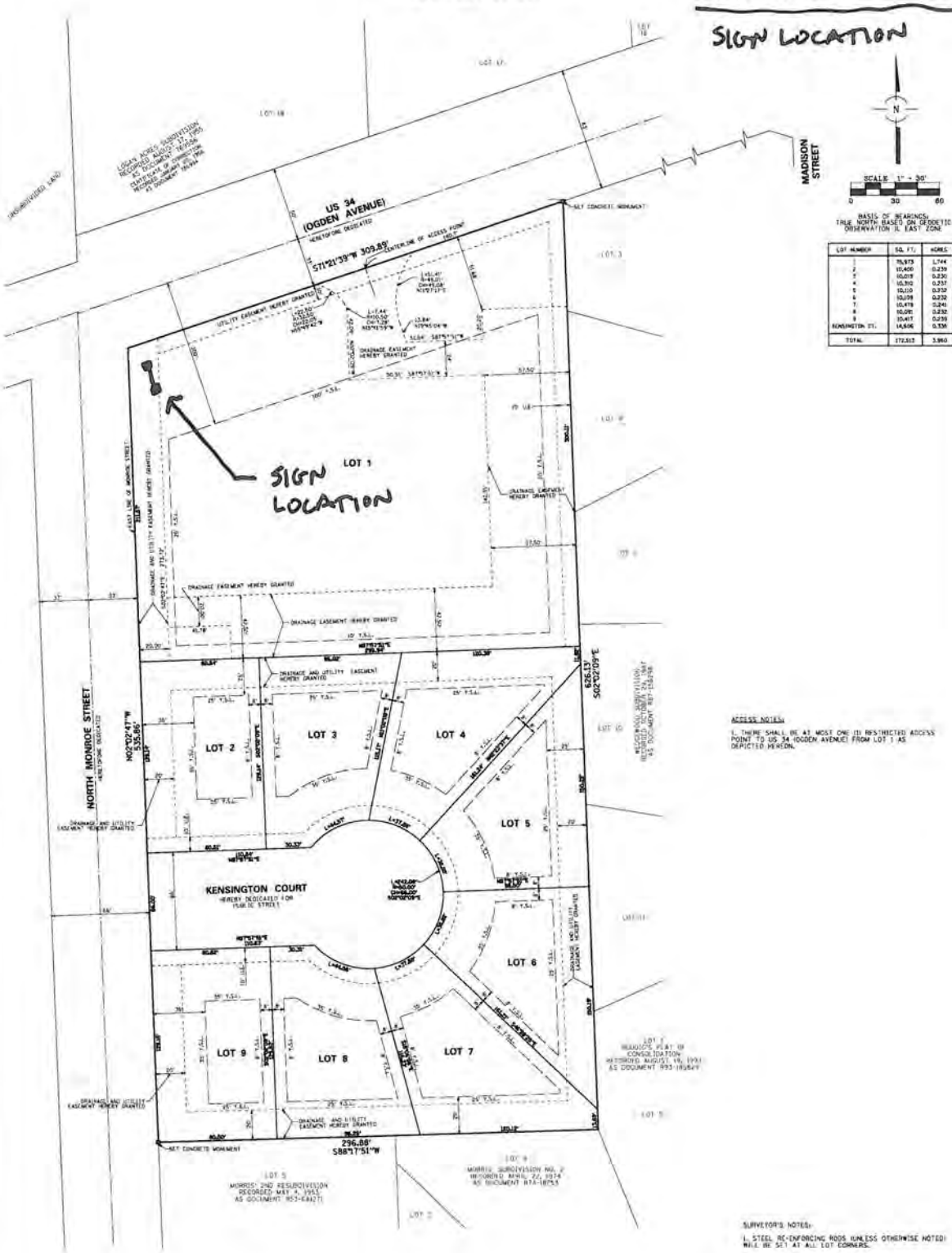

BASIS OF BEARINGS:
TRUE NORTH BASED ON GEODETIC OBSERVATION IL EAST ZONE

LOT NUMBER	SQ. FT.	ACRES
1	75,973	1.744
2	10,400	0.239
3	10,019	0.230
4	10,310	0.237
5	10,110	0.232
6	10,109	0.232
7	10,479	0.241
8	10,091	0.232
9	10,417	0.239
KENSINGTON CT.	14,606	0.336
TOTAL	172,513	3.960

ACCESS NOTES:

1. THERE SHALL BE AT MOST ONE (1) RESTRICTED ACCESS POINT TO US 34 (OGDEN AVENUE) FROM LOT 1 AS DEPICTED HEREON.

SURVEYOR'S NOTES:

1. STEEL RE-ENFORCING RODS (UNLESS OTHERWISE NOTED) WILL BE SET AT ALL LOT CORNERS.

LEGEND:

U.E. - UTILITY EASEMENT HEREBY GRANTED
Y.S.L. - YARD SETBACK LINE HEREBY ESTABLISHED

08/24/2018 G.P.
10/10/2018 TOOT

REVISIONS
03/26/18-LOT19SL
04/10/18-LOT19SL
04/20/18-LOT1ASE
04/23/18
04/26/18
08/07/18

SPACECO INC.

CONSULTING ENGINEERS
SITE DEVELOPMENT ENGINEERS
LAND SURVEYORS

1505 W. Higgins Road, Suite 100
Rosemont, Illinois 60018
Phone: (847) 696-4040 Fax: (847) 696-4065

DATE: 03/08/2018
JOB NO: 9587.02
FILENAME: 9587.02SUB-01
SHEET 2 OF 3

PREPARED FOR:
KENSINGTON SCHOOL
743 MCCLINTOCK DRIVE
BURR RIDGE, ILLINOIS 60527

FOR REVIEW PURPOSES ONLY

KENSINGTON SCHOOL - HINSDALE

SIGN LOCATION

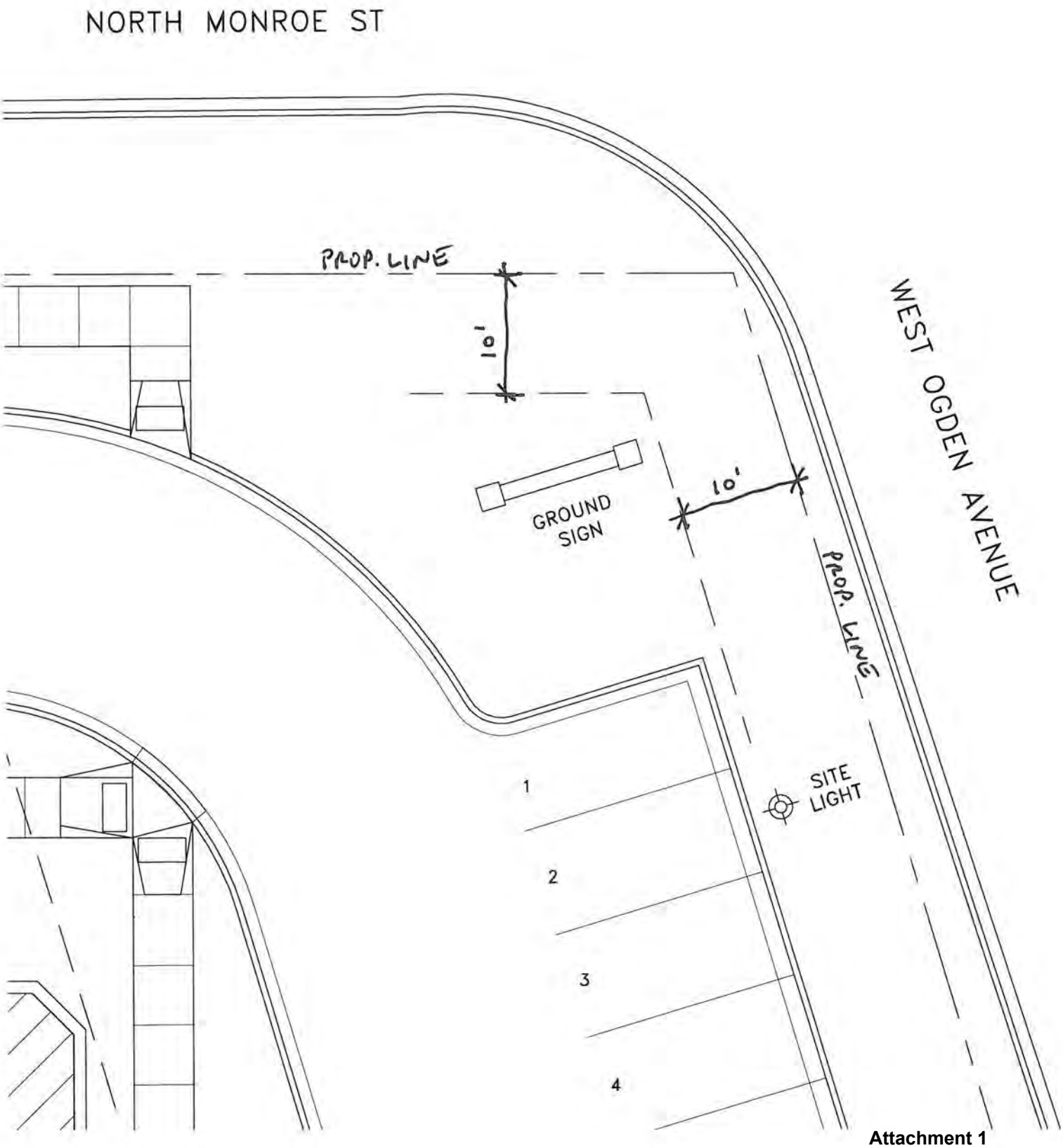

Attachment 1

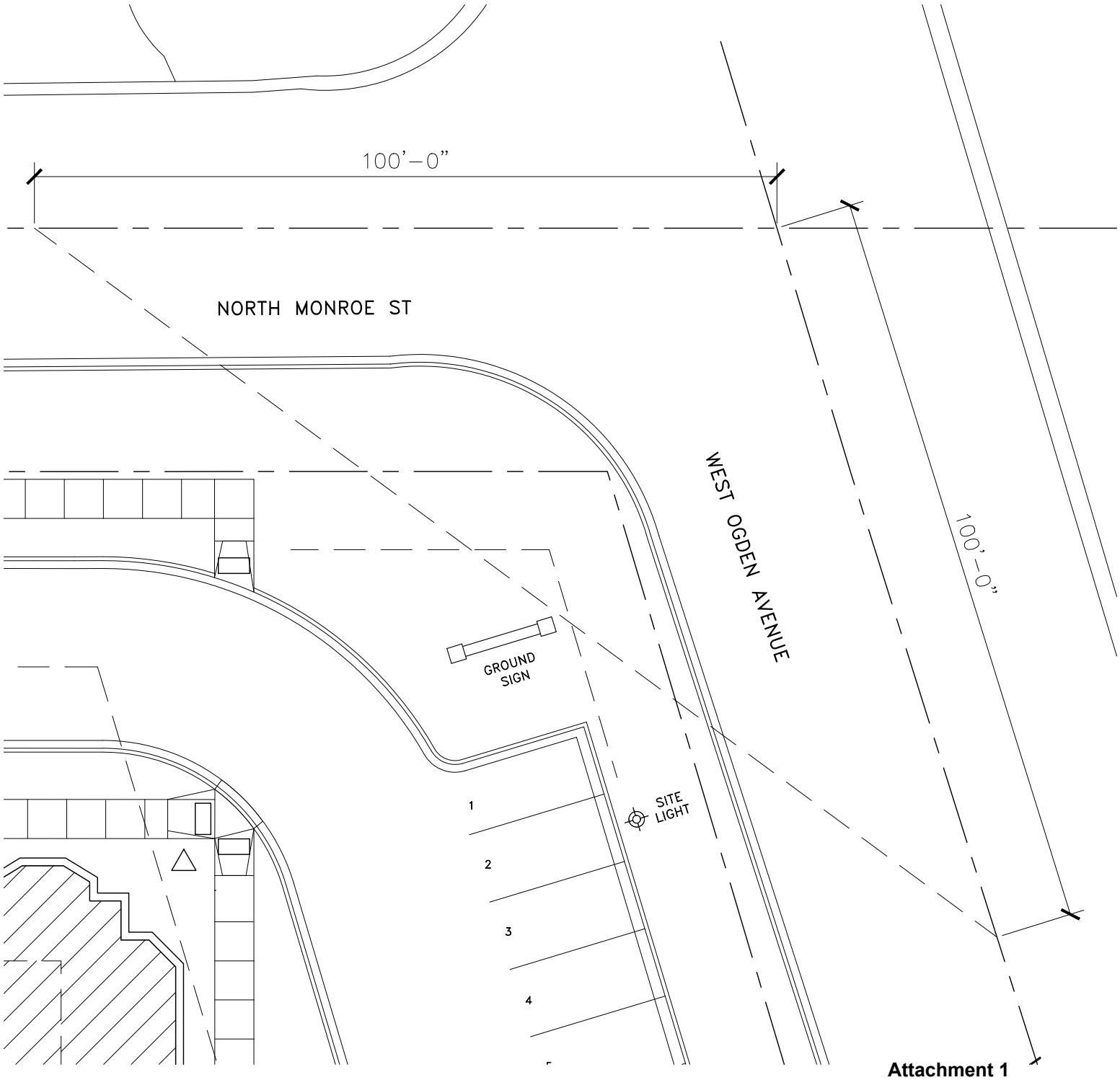

Attachment 1

Attachment 2: Village of Hinsdale Zoning Map and Project Location

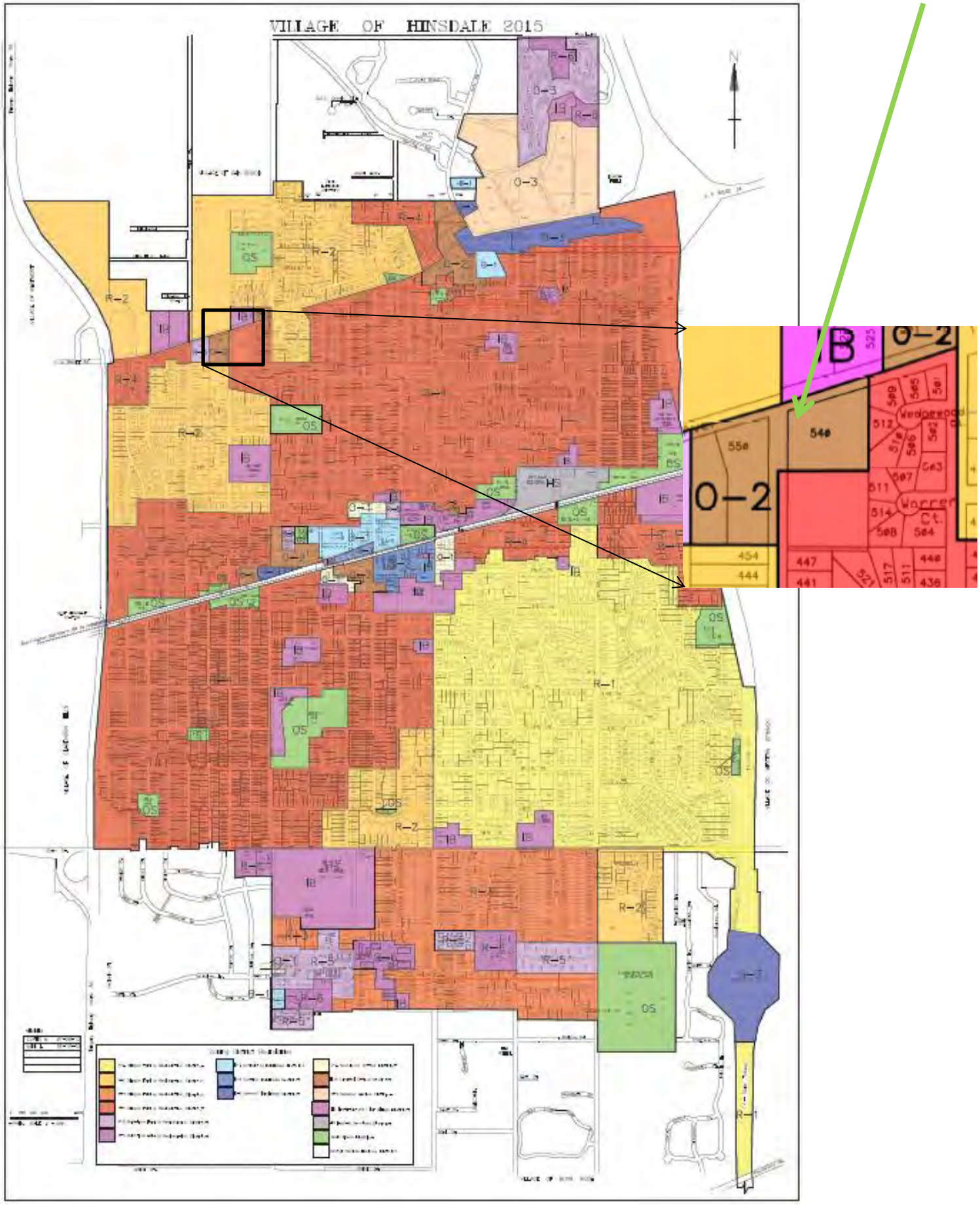

Attachment 3: **Street View 540 W. Ogden Ave.** (intersection of W. Ogden and N. Monroe, facing S.E.)

Proposed Sign Location (approx.)

Attachment 4: Aerial View of 540 W. Ogden Ave.

VILLAGE OF Hinsdale Est. 1873

MEMORANDUM

DATE: December 11, 2019

TO: Chairman Cashman and Plan Commissioners

CC: Kathleen A. Gargano, Village Manager
Robb McGinnis, Director of Community Development/Building Commissioner

FROM: Chan Yu, Village Planner

RE: Public Hearing for Text Amendment to add Definitions to the existing Lighting Regulations Request by the Village of Hinsdale - Case A-23-2019

Request and Analysis

At the October 9, 2019, Plan Commission (PC) meeting, the PC discussed this application and in general, believed it was a good start to amending the current lighting regulations of the Zoning Code. A Hinsdale resident, Mr. Skokna introduced himself and spoke during the public hearing to offer his expertise to the Village with this application (Attachment 5). On November 6, 2019, Village staff and consultant, Mr. D'Onofrio, reviewed the application with Mr. Skokna for his input. To incorporate Mr. Skokna's recommendations into the application, the PC continued the public hearing on November 13, 2019, for the December 11, 2019, PC meeting.

During the discussion with Mr. Skokna, he advised that the proposed security lighting level of 15,000 lumens per fixture is too bright, and recommended a maximum of 8,000 lumens. He also advised that LED fixtures have different types of lighting patterns, and recommended "Type 2" for light fixtures near a lot line (Attachment 6). In regards to units of measurement of energy, he recommended using lumens, versus watts. During the PC hearing on October 9, 2019, there was discussion on the definitions of lumens and other measurements of lighting. Attachment 7 is a short summary of what the difference between lumens, watts and Kelvin are.

At the public hearing on October 9, 2019, it was brought up that the Village of Homer Glen has a good lighting ordinance. Staff reviewed it and included it as Attachment 8, because it touched on some of the questions raised by the PC, including: when does an existing fixture have to be brought up to conformance?; and is there a lighting measurement per area ratio?. To this end, staff recommends discussing the positives and negatives of the comprehensive lighting ordinance of Homer Glen.

During previous planned development and site plan applications, the PC and Village Board spent considerable time discussing appropriate lighting levels. The fundamental issue is that that the current Zoning Code language is vague and outdated. The latter is due to the technological advances of the lighting industry. For example, the Village's Code references foot candles but not the amount of energy, units of illuminance and color temperature. These units of measurements have become less dependent on one another and can be manipulated to meet the code requirements, but still impose unnecessary light pollution. It is important that the Village's Zoning Code be made current and reference existing technologies.

VILLAGE OF Hinsdale Est. 1873

MEMORANDUM

The below red text represents the proposed changes to the Village's current zoning code Section 9-101(D)(9) to help guide the public, potential applicants and the Village through the zoning review process as it relates to lighting:

> "Exterior Lighting*:* Any permitted accessory lighting fixtures shall be so designed, arranged, and operated as to prevent glare and direct rays of light from being cast onto any adjacent public or private property or street and so as not to produce excessive sky reflected glare. Except for streetlights, no exterior light in or adjacent to any residential district shall be so designed, arranged, or operated to produce an intensity of light exceeding ~~one-half ($^1/_2$)~~ 0.1 foot-candle at any residential lot line and a maximum color temperature of 3,000 Kelvin. If the subject property is adjacent to residential property, a light dimming switch must be a function/option of the lighting fixture."
>
> (a) Security lighting levels begin one hour after business closing but no later than 9 PM, and a maximum of 15,000 lumens per fixture.
>
> (b) Lighting for recreational purposes operated/managed by a private entity may request for lighting no later than 9 PM.

In addition to planned developments and site plan applications, changes are necessary to parking lot and garage security level lighting, the Section 9-104(H)(2)(h) language below is also vague and should match the above Section 9-101(D)(9) language. The text amendment request, shown below in red text, would define the: unit of illuminance, color temperature, security level time standard and ties the two code Sections together:

> "*Lighting:* Fixed lighting shall be provided for all parking lots and garages accommodating more than ten (10) vehicles. Such lighting shall be so arranged as to prevent direct glare of beams onto any public or private property or streets by the use of luminaire cutoffs. All lighting shall be reduced to security levels ~~at all times of nonuse~~ defined as 15,000 lumens per fixture, 0.1 foot-candle at any residential lot line, and a maximum color temperature of 3,000 Kelvin. Security levels begin one hour after closing but no later than 9 PM. If the subject property is adjacent to residential property, a light dimming switch must be a lighting fixture function/option."

Attachment 2 is a list of 11 lighting related terms, proposed to be added to Section 12-206: Definitions of the Zoning Code.

In 2018, the Village of Hinsdale hired planning consultant, Mike D'Onofrio, to review and make recommendations to various zoning projects inclusive of. Mr. D'Onofrio has considerable experience having 30+ years of experience in Community Development including working for the Village of Winnetka. Attachment 1 is the analysis and proposed amendments to Sections 9-101(D)(9) and 9-104(H)(2)(h), relating to the definitions of the lighting regulations by Mr. D'Onofrio. The red text in Attachment 1 are staff recommendations based on the previous discussions and site specific conditions of the Ordinance O2018-02 of the Site Plan and Exterior Appearance Plan for Redevelopment for an Auto Dealership at 336 E. Ogden Avenue (Attachment 4).

Process

Within forty five (45) days following the conclusion of the public hearing, the PC shall transmit to the Village Board its recommendation in the form specified by subsection 11-103(H). The failure of the PC to act within forty five (45) days following the conclusion of such hearing, or such further time to which the applicant may agree, shall be deemed a recommendation for the approval of the proposed amendment as submitted.

Attachments:

Attachment 1 – Proposed Amendments to Sections 9-101(D)(9) and 9-104(H)(2)(h), relating to the definitions of the lighting regulations by Planning Consultant, Mr. Mike D'Onofrio
Attachment 2 – Proposed definitions to be added to Section 12-206
Attachment 3 – Text Amendment and Plan Commission Applications by the Village
Attachment 4 – Ordinance O2018-08 (dated 02.06.18)
Attachment 5 – October 9, 2019, PC Public Hearing Transcript
Attachment 6 – LED Light Types (spatial differences)
Attachment 7 – Difference between Lumens, Kelvins and Watts article (source: earthled.com)
Attachment 8 – Village of Homer Glen Lighting Ordinance

PROPOSED AMENDMENTS TO SECTIONS 9-104: OFF STREET PARKING and 9-106: SIGNS

The format for this report includes three parts, first identifying the issue, second is identifying the current code language, third is a proposed amendment to address the issue and finally are comments/issues related to the proposed amendment.

SECTION 9-104: OFF STREET PARKING

Existing Code

Section 9-104-H-2(h) – Lighting: Fixed lighting shall be provided for all parking lots and garages accommodating more than ten (10) vehicles. Such lighting shall be so arranged as to prevent direct glare of beams onto any public or private property or streets by the use of luminaire cutoffs. All lighting shall be reduces to security levels at all times.

Proposed Amendments to Section 9-104-H-2(h)

1. Provide a specific standard for light trespass on to adjacent residential property less than the current allowable 0.5 foot candles (ft. cd.) (Per Section 9-101-D-9 of Village Code, 0.5 ft. cd. is allowed).
    a. Model and municipal ordinances have a range of maximums from 0.05 to 0.5 ft. cd. The majority allow a maximum of 0.1 ft. cd. **Propose 0.1 ft.cd at any residential lot line.**
    b. **Proposing a lighting maximum color temperature of 3,000 Kelvin.**
2. Provide a definition for "security level lighting" and establish a maximum allowable illumination level.
    a. Municipal ordinances define security lighting as primarily for personal safety or emergency purposes and attached to a structure, or used to illuminate a walk or driveway and is fully shielded.
    b. Both model and municipal codes regulate by either prohibiting glare on to adjacent properties or establishing a maximum foot candle level (10) at the property line.
3. Establish a timing restrictions requiring all lighting, with the exception of security lighting, to be turned off 30 minutes after closing. **Propose lighting to be reduced to security levels, defined as 15,000 lumens per fixture. If the subject property is adjacent to residential property, light dimming switch must be a lighting fixture function.**
4. Provide a Definitions Section to include the following terms: **Propose adding the below to Section 12-206: Definitions of the Zoning Code.**
    a. Direct Illumination (light): Light emitted directly from the lamp or luminaire.
    b. Exterior Lighting: The illumination of an outside area or object by any manmade deice that produces light by any means.
    c. Fixture: The assembly that houses the lamp or lamps and can include all or some of the following parts: a housing, a mounting bracket or pole socket, a lamp holder, a ballast, a reflector or mirror, and/or a refractor or lens.
    d. Foot Candle (ft. cd.): A unit of illumination produced on a surface, all points of which are one foot from a uniform point source of one standard candle.

e. Fully-shielded lights: Outdoor light fixtures shielded or constructed so that no light rays are emitted by the installed fixtures at angle above the horizontal plane as certified by a photometric test report.
f. Glare: Light emitting from a luminaire with an intensity great enough to reduce a viewer's ability to see, and in extreme cases causing momentary blindness.
g. Height of Luminaire: The maximum height allowable is ~~25 feet~~ subject to the Accessory structure maximum height limits in each zoning district and shall be measured from the ground directly below the centerline of the luminaire to the top of the pole or luminaire, whichever is higher.
h. Lamp: The component of the luminaire that produces the actual light.
i. Light Trespass: The shining of light produced by a luminaire beyond the boundaries of the property on which it is located.
j. Luminaire: A complete lighting unit consisting of a light source and all necessary mechanical, electrical, and decorative parts.
k. Shield: When applied to lighting, an opaque barrier which does not allow light to be transmitted in certain directions.

Proposed Terms to Section 12-206: Definitions of the Zoning Code:

1. Direct Illumination (light): Light emitted directly from the lamp or luminaire.
2. Exterior Lighting: The illumination of an outside area or object by any manmade deice that produces light by any means.
3. Fixture: The assembly that houses the lamp or lamps and can include all or some of the following parts: a housing, a mounting bracket or pole socket, a lamp holder, a ballast, a reflector or mirror, and/or a refractor or lens.
4. Foot Candle (ft. cd.): A unit of illumination produced on a surface, all points of which are one foot from a uniform point source of one standard candle.
5. Fully-shielded lights: Outdoor light fixtures shielded or constructed so that no light rays are emitted by the installed fixtures at angle above the horizontal plane as certified by a photometric test report.
6. Glare: Light emitting from a luminaire with an intensity great enough to reduce a viewer's ability to see, and in extreme cases causing momentary blindness.
7. Height of Luminaire: The maximum height allowable is ~~25 feet~~ subject to the Accessory structure maximum height limits in each zoning district and shall be measured from the ground directly below the centerline of the luminaire to the top of the pole or luminaire, whichever is higher.
8. Lamp: The component of the luminaire that produces the actual light.
9. Light Trespass: The shining of light produced by a luminaire beyond the boundaries of the property on which it is located.
10. Luminaire: A complete lighting unit consisting of a light source and all necessary mechanical, electrical, and decorative parts.
11. Shield: When applied to lighting, an opaque barrier which does not allow light to be transmitted in certain directions.

VILLAGE OF HINSDALE
COMMUNITY DEVELOPMENT DEPARTMENT

VILLAGE OF HINSDALE FOUNDED IN 1873

PLAN COMMISSION APPLICATION

I. GENERAL INFORMATION

Applicant	Owner
Name: Village of Hinsdale	Name: N/A
Address: 19 E. Chicago Avenue	Address:
City/Zip: Hinsdale, Il. 60521	City/Zip:
Phone/Fax: (630) 789-7036 /	Phone/Fax: (___) _____/_____
E-Mail: N/A	E-Mail:

Others, if any, involved in the project (i.e. Architect, Attorney, Engineer)

Name: N/A	Name: N/A
Title:	Title:
Address:	Address:
City/Zip:	City/Zip:
Phone/Fax: (___) _____/_____	Phone/Fax: (___) _____/_____
E-Mail:	E-Mail:

Disclosure of Village Personnel: (List the name, address and Village position of any officer or employee of the Village with an interest in the owner of record, the Applicant or the property that is the subject of this application, and the nature and extent of that interest)

1) Robert McGinnis - Director of Community Development/Building Commissioner

2) Chan Yu - Village Planner

3) _____

Attachment 3

II. SITE INFORMATION

Address of subject property: N/A

Property identification number (P.I.N. or tax number): N/A - ____ - _____ - _____

Brief description of proposed project: Text Amendment to Sections 9-101(D)(9), 9-104(H)(2)(h) and 12-206, to add to the definitions relating to the zoning code lighting regulations.

General description or characteristics of the site: N/A

Existing zoning and land use: N/A

Surrounding zoning and existing land uses:

North: N/A

South: N/A

East: N/A

West: N/A

Proposed zoning and land use: N/A

Please mark the approval(s) you are seeking and attach all applicable applications and standards for each approval requested:

- ❑ Site Plan Approval 11-604
- ❑ Design Review Permit 11-605E
- ❑ Exterior Appearance 11-606E
- ❑ Special Use Permit 11-602E
  Special Use Requested: _____
- ■ Map and Text Amendments 11-601E
  Amendment Requested: Text Amendment to Sections 9-101(D)(9), 9-104(H)(2)(h) and 12-206
- ❑ Planned Development 11-603E
- ❑ Development in the B-2 Central Business District Questionnaire

TABLE OF COMPLIANCE

Address of subject property: Text Amendment - N/A

The following table is based on the N/A Zoning District.

	Minimum Code Requirements	Proposed/Existing Development
Minimum Lot Area (s.f.)	N/A	N/A
Minimum Lot Depth		
Minimum Lot Width		
Building Height		
Number of Stories		
Front Yard Setback		
Corner Side Yard Setback		
Interior Side Yard Setback		
Rear Yard Setback		
Maximum Floor Area Ratio (F.A.R.)*		
Maximum Total Building Coverage*		
Maximum Total Lot Coverage*		
Parking Requirements		
Parking front yard setback		
Parking corner side yard setback		
Parking interior side yard setback		
Parking rear yard setback		
Loading Requirements		
Accessory Structure Information		

* Must provide actual square footage number and percentage.

Where any lack of compliance is shown, state the reason and explain the Village's authority, if any, to approve the application despite such lack of compliance: N/A

VILLAGE OF HINSDALE FOUNDED IN 1873

COMMUNITY DEVELOPMENT DEPARTMENT

ZONING CODE TEXT AND MAP AMENDMENT APPLICATION

Must be accompanied by completed Plan Commission Application

Is this a: **Map Amendment** ○ **Text Amendment** ◉

Address of the subject property 19 E. Chicago Avenue

Description of the proposed request: Text Amendment to Sections Sections 9-101(D)(9), 9-104 (H)(2)(h) and 12-206 (Request by the Village of Hinsdale)

REVIEW CRITERIA

Section 11-601 of the Hinsdale Zoning Code regulates Amendments. The amendment process established is intended to provide a means for making changes in the text of the Zoning Code and in the zoning map that have more or less general significance or application. It is not intended to relieve particular hardships nor to confer special privileges or rights. Rather, it is intended as a tool to adjust the provisions of the Zoning Code and the zoning map in light of changing, newly discovered, or newly important conditions, situations, or knowledge. The wisdom of amending the text of the Zoning Code is a matter committed to the sound legislative discretion of the Board of Trustees and is not dictated by any set standard. However, in determining whether a proposed amendment should be granted or denied the Board of Trustees should be guided by the principle that its power to amend this Code is not an arbitrary one but one that may be exercised only when the public good demands or requires the amendment to be made. In considering whether that principle is satisfied in any particular case, the Board of Trustees should weigh, among other factors, the below criteria.

Below are the 14 standards for amendments that will be the criteria used by the Plan Commission and Board of Trustees in determining the merits of this application. Please respond to each standard as it relates to the application. Please use an additional sheet of paper to respond to questions if needed. If the standard is not applicable, please mark N/A.

1. The consistency of the proposed amendment with the purpose of this Code.

   The proposed is to help further Section 102(B) to encourage compatibility between different land uses, protect the scale and character of the existing residential, business and office development areas of the Village from the encroachment of incompatible uses.

2. The existing uses and zoning classifications for properties in the vicinity of the subject property.

   N/A

3. The trend of development in the vicinity of the subject property, including changes, if any, such trend since the subject property was placed in its present zoning classification.

   N/A

Attachment 3

4. The extent, if any, to which the value of the subject property is diminished by the existing zoning classification applicable to it.

   N/A

5. The extent to which any such diminution in value is offset by an increase in the public health, safety, and welfare.

   N/A

6. The extent, if any, to which the use and enjoyment of adjacent properties would be affected by the proposed amendment.

   N/A

7. The extent, if any, to which the value of adjacent properties would be affected by the proposed amendment.

   N/A

8. The extent, if any, to which the future orderly development of adjacent properties would be affected by the proposed amendment.

   N/A

9. The suitability of the subject property for uses permitted or permissible under its present zoning classification.

   N/A

10. The availability of adequate ingress to and egress from the subject property and the extent to which traffic conditions in the immediate vicinity of the subject property would be affected by the proposed amendment.

    N/A

11. The availability of adequate utilities and essential public services to the subject property to accommodate the uses permitted or permissible under the present zoning classification.

    N/A

12. The length of time, if any, that the subject property has been vacant, considered in the context of the pace of development in the vicinity of the subject property.

    N/A

13. The community need for the proposed amendment and for the uses and development it would allow.

    N/A

14. The reasons, where relevant, why the subject property should be established as part of an overlay district and the positive and negative effects such establishment could be expected to have on persons residing in the area.

    N/A

VILLAGE OF HINSDALE

ORDINANCE NO. O2018-02

AN ORDINANCE APPROVING A SITE PLAN AND EXTERIOR APPEARANCE PLAN FOR REDEVELOPMENT FOR AN AUTO DEALERSHIP – BILL JACOBS LAND ROVER – 336 E. OGDEN AVENUE

WHEREAS, Mr. Peter Nagel, Project Designer on behalf of the Bill Jacobs Group (the "Applicant") has submitted an application (the "Application") seeking site plan and exterior appearance plan approval for redevelopment for an auto dealership - Bill Jacobs Land Rover at 336 E. Ogden Avenue (the "Subject Property"). The Subject Property is legally described in **Exhibit A** attached hereto and made a part hereof; and

WHEREAS, the Subject Property is located in the Village's B-3 General Business District and is currently improved with the former GM training facility. The Applicant proposes to redevelop the existing GM training facility to Land Rover specification (the "Proposed Redevelopment"). The existing GM training facility building is a 1-story, 20-foot tall building with a building footprint of 37,115 SF (.23 floor area ratio). The proposed plan will primarily affect the front building façade, and reduce the building footprint slightly to 36,955 SF. Currently, there is a canopy feature that extends past the brick façade wall at the west of the building. The applicant plans to reconstruct the canopy area, to be flush with the wall by reducing the canopy overhang, but increasing the height 2-inches to match the current building height of 20 feet. The Applicant proposes to provide new sunshine gray metal panels horizontal in nature, on the north, east, and west elevations, paint the existing brick walls grey, install landscaping, install a new resin walkway, and seal off the four existing overhead doors on the south elevation of the Subject Property. The Proposed Redevelopment is depicted in the Site Plan and Exterior Appearance Plan attached hereto as **Exhibit B** and made a part hereof; and

WHEREAS, the Application has been referred to the Plan Commission of the Village and has been processed in accordance with the Hinsdale Zoning Code ("Zoning Code"), as amended; and

WHEREAS, on September 13, 2017, the Plan Commission of the Village of Hinsdale reviewed the Application at a public meeting pursuant to notice given in accordance with the Zoning Code; and

WHEREAS, the Plan Commission, after considering all of the testimony and evidence presented at the public meeting, recommended approval of the proposed exterior appearance plan and proposed site plan on a vote of seven (7) ayes, zero (0) nays, one (1) absent, and one (1) abstained, as set forth in the Plan Commission's Findings and Recommendation in this case ("Findings and Recommendation"), a copy of which is attached hereto as **Exhibit C** and made a part hereof. The Plan Commission has filed its report of Findings and Recommendation regarding the approval sought in the Application with the President and Board of Trustees; and

regarding the approval sought in the Application with the President and Board of Trustees; and

WHEREAS, the President and Board of Trustees have duly considered the Findings and Recommendation of the Plan Commission, and all of the materials, facts and circumstances affecting the Application, and find that the Application satisfies the standards established in subsection 11-604F of the Zoning Code governing site plan approval, and 11-606E of the Zoning Code governing exterior appearance review, subject to the conditions stated in this Ordinance.

NOW, THEREFORE, BE IT ORDAINED by the President and Board of Trustees of the Village of Hinsdale, DuPage and Cook Counties and State of Illinois, as follows:

SECTION 1: Recitals. The foregoing recitals are incorporated into this Ordinance by this reference as findings of the President and Board of Trustees.

SECTION 2: Approval of Site Plan and Exterior Appearance Plan. The Board of Trustees, having considered the materials, facts and circumstances affecting the Application, and having received additional input on, among other things, sound, lighting, landscaping and the barrier between the Subject Property and the adjoining residential area, and acting pursuant to the authority vested in it by the laws of the State of Illinois and Sections 11-604 and 11-606 of the Hinsdale Zoning Code, approves the Site Plan and Exterior Appearance Plan attached to, and by this reference, incorporated into this Ordinance as **Exhibit B** (the "Approved Plans"), relative to the Proposed Addition, subject to the conditions set forth in Section 3 of this Ordinance.

SECTION 3: Conditions on Approvals. The approvals granted in Section 2 of this Ordinance are expressly subject to all of the following conditions:

A. Site Specific Conditions:

1. The lighting of the parking lot will be reduced to security levels one hour after closing but no later than 9 p.m. Security levels are defined as 15,000 lumens per fixture. The adjacent neighbors, Village and Applicant agree to meet, if deemed necessary by any party, thirty (30) days after the lights are first in use in order to evaluate and assess the impact of the lights and to determine whether modifications are necessary.

2. The lighting on the lot of the Subject Property shall be 3,000 kelvin rather than the previously discussed 4,000 kelvin.

3. The lighting plans approved by the Plan Commission and submitted to the Board of Trustees for consideration at the Board's January 23, 2018 meeting, copies of which are attached hereto as part of **Exhibit B**, are approved with the change in lighting levels from 4,000 kelvin to 3,000 kelvin, as noted in A.2. above. No fixture on

the site shall exceed 60,000 lumens. Any additions and/or modifications (other than lighting level decreases) to the approved lighting plan, as amended, shall be considered and processed as major adjustments pursuant to the Village's site plan major adjustment process and shall include a notification to the neighbors within 250 feet of the Subject Property.

4. The existing (*Euonymus alatus*) bushes on the east side of the lot shall be maintained at a minimum height of eight (8) feet. The plants would also be pruned back from the sidewalk on Oak Street to improve pedestrian access and invigorate interior growth as well.

5. The Applicant shall install an eight (8) foot tall, five (5) inch thick, five hundred (500) foot long AFTEC barrier in Stacked Stone or Ashlar patterned precast concrete, in a gray color, along the south property line. The barrier will be placed at the highest available point along the property perimeter.

6. The Applicant shall provide landscaping consistent with the landscaping plan submitted to the Board of Trustees **for** consideration on January 23, 2018 and attached hereto as part of **Exhibit B**. The Applicant shall work with the Village Arborist and the adjacent neighbors to achieve a budget-neutral mix of arborvitae and evergreen trees along the south wall. The arborvitae shall be ten (10) feet tall when planted. Land Rover shall work with the Village on tree replacement along the south property line due to the construction of the AFTEC barrier.

7. Certain residents have expressed concerns about potential noise created by the Applicant's HVAC system. The Applicant has not yet designed or installed its HVAC system. After Applicant's HVAC system is installed and operational, any resident who believes the system is too loud may raise the issue directly with the Board of Trustees.

B. Compliance with Plans. All work on the exterior of the Subject Property shall be undertaken only in strict compliance with the Approved Plans attached as **Exhibit B**.

C. Compliance with Codes, Ordinances, and Regulations. Except as specifically set forth in this Ordinance, the provisions of the Hinsdale Municipal Code and the Hinsdale Zoning Code shall apply and govern all development on, and improvement of, the Subject Property. All such development and improvement shall comply with all Village codes, ordinances, and regulations at all times.

D. Building Permits. The Applicant shall submit all required building permit applications and other materials in a timely manner to the appropriate parties, which materials shall be prepared in compliance with all applicable Village codes and ordinances.

SECTION 4: Violation of Condition or Code. Any violation of any term or condition stated in this Ordinance, or of any applicable code, ordinance, or regulation of the Village, shall be grounds for rescission by the Board of Trustees of the approvals set forth in this Ordinance.

SECTION 5: Severability and Repeal of Inconsistent Ordinances. Each section, paragraph, clause and provision of this Ordinance is separable, and if any section, paragraph, clause or provision of this Ordinance shall be held unconstitutional or invalid for any reason, the unconstitutionality or invalidity of such section, paragraph, clause or provision shall not affect the remainder of this Ordinance, nor any part thereof, other than that part affected by such decision. All ordinances, resolutions or orders, or parts thereof, in conflict with the provisions of this Ordinance are to the extent of such conflict are hereby repealed.

SECTION 6: Effective Date. This Ordinance shall be in full force and effect from and after its passage, approval, and publication in the manner provided by law.

ADOPTED this 6th day of February, 2018, pursuant to a roll call vote as follows:

AYES: Trustees Elder, Ripani, Stifflear, Hughes, Posthuma, Byrnes

NAYS: None

ABSENT: None

APPROVED by me this 6th day of February, 2018, and attested to by the Village Clerk this same day.

Thomas K. Cauley, Jr., Village President

ORGANIZED 1873

ATTEST:

Christine M. Bruton, Village Clerk

ACKNOWLEDGEMENT AND AGREEMENT BY THE APPLICANT TO THE CONDITIONS OF THIS ORDINANCE:

By: _____

Its: Manager

Date: 2/6/18, 2018

STATE OF ILLINOIS)
) ss:
COUNTY OF DU PAGE)

BEFORE THE HINSDALE PLAN COMMISSION

In the Matter of:)
)
)
Village of Hinsdale,)
Text Amendment)
Case No. A-23-2019.)

REPORT OF PROCEEDINGS had and testimony taken at the hearing of the above- entitled matter before the Hinsdale Plan Commission, at 19 East Chicago Avenue, Hinsdale, Illinois, on October 9, 2019, at the hour of 7:30 p.m.

BOARD MEMBERS PRESENT:

MR. STEPHEN CASHMAN, Chairman;

MS. DEB BRASELTON, Member;

MS. ANNA FIASCONE, Member;

MR. JIM KRILLENBERGER, Member;

MS. JULIE CRNOVICH, Member;

MR. GERALD JABLONSKI, Member and

MR. MARK WILLOBEE, Member.

ALSO PRESENT:

MR. CHAN YU, Village Planner and Applicant.

CHAIRMAN CASHMAN: Next Public Hearing is Case A-23-2019, for the Village of Hinsdale. It's a proposed text amendment to the Hinsdale Zoning Code Sections 9-101D(9), 9-104(H)(2)(h) and 12-206 related to the definitions of the lighting regulations and Section 11-604.

I imagine, Chan, you are the applicant to that here?

MR. YU: As the village, yes. Thank you.

So the requested text amendment has really been proven to be necessary for the past few years as the technologies of lighting has evolved of late. Typical units of power, illumination and color temperatures did not easily translate into the current code which was based on the photometric plan showing half a foot candle at the lot line which is the current

metric in the zoning code.

The proposed text amendment is consistent with the recommendation and conditions set forth by the planning commission and the village board at various projects. For example, the color temperature 3,000K has been brought up at the Kensington school project, Land Rover project, Hinsdale Ortho, even the Graue Mill lighting update and the Oak Street bridge.

This end the village is proposing in or adjacent to any residential district a max color temperature of 3,000K, a .1-foot candle at any residential lot line, a dimming switch as a function of the light fixture and finally, a definition of security lighting, which is 15,000 lumens per fixture which was based on a previous ordinance from the Land Rover dealership ordinance and recreational lighting shutoff times. This is kind of reminiscent of the Salt Creek Club tennis court lights that was being proposed, requiring a 9 p.m. shutoff time which

would provide consistency and with enforcement.

So with that, if you have any questions?

CHAIRMAN CASHMAN: So did it really emerge from just these other items that just kept coming up, glare, color temperature, dimming capabilities?

MR. YU: Right. It's just what's the definition of security lighting, what time does it dim, what time should it be shut off. Really .5 foot candles in the residential lot line, other than no glare or having shields put on was the only thing.

The plan commission and the village board really had to set their own conditions. It's not always a good thing to be not consistent with these. This offered some consistency as well as there's some history behind these numbers.

CHAIRMAN CASHMAN: Were there cases or problems outside of things that came before the plan commission recently?

MR. YU: No, just lengthier discussions. So the color temperature was really just 3,000K kept being repeated. 4,000K which the bridge was set at too blue, too bright. 3,000K and that's consistent with street lighting in the city of Chicago, it's got the orange, yellow, blue.

And Mike D'Onofrio, is our planning consultant that worked on this as well, he worked on the back end of this and some of these recommendations came from him. So the .1-foot candle, which is less than the .5 we currently have, is something that was recommended by the consultant as well.

MS. BRASELTON: He's a retired Winnetka planning person?

MR. YU: Correct.

MS. BRASELTON: He's not a lighting expert; right?

MR. YU: No.

MS. BRASELTON: Did the village get any lighting expert opinion on this?

MR. YU: No, we did not.
MR. KRILLENBERGER: Would Land Rover and Salt Creek Club fall into this?
MR. YU: Yes. Because I think they are adjacent to residential in each case.
MR. KRILLENBERGER: With the way the proposed changes are would -- and I know that it's water under the bridge -- but would these three be compliant with the change?
MR. YU: Yes. So Kensington upfront said they were willing to do 3,000K. Land Rover they also in the ordinance is 3,000K.
What was the third example?
MR. KRILLENBERGER: Salt Creek Club which it might not be relevant here.
CHAIRMAN CASHMAN: The operation hours it's kind --
MR. YU: They actually withdrew their application.
CHAIRMAN CASHMAN: They were talking about operating past 11.
MS. BRASELTON: Is your question if

they resubmitted, would they be bound by this new code?
MR. KRILLENBERGER: My question was not as well formed as you assumed it was but I appreciate that.
MS. BRASELTON: We are on the same wavelength.
MR. JABLONSKI: I play paddle ball there and paddle starts at 7 and often ends at 9:30 or 10, so they are going to be in violation 4 nights a week.
CHAIRMAN CASHMAN: If they do something new.
MR. KRILLENBERGER: Well, this is lot line.
MR. JABLONSKI: Is this based on the lighting, are they grandfathered in on the lighting for recreational purposes, do they have to be turned off by 9 o'clock?
CHAIRMAN CASHMAN: They would be grandfathered in existing lights because the entire zoning ordinance and not the building

codes. Because it would be an unreasonable requirement to go back, put everybody out of business.
MR. KRILLENBERGER: I think the clarification in current technology language is spectacular.
CHAIRMAN CASHMAN: A lot of villages it's 0 to residential lot line, it's not .1, it's not a half candle, it's 0.
MR. KRILLENBERGER: Then ours is especially reasonable.
CHAIRMAN CASHMAN: Right. But even that you could have 0-foot candles and still have glare issues. We didn't so much in the past but with LED fixtures without shielding, glare is the biggest issue. It would be jet black at the property line but if you could see the light source, it becomes an issue.
MS. BRASELTON: I'm not sure in the first paragraph third line down in exterior lighting, there's no definition of excessive sky reflected glare. I literally don't know what

that means, excessive sky reflected glare. I have a bunch of questions and comments.
MS. CRNOVICH: So do I. I think this is a step in the right direction, but I feel it could be tightened up and there's room for improvement.
MR. YU: Sure.
MS. CRNOVICH: It might take more than one meeting.
MS. BRASELTON: So I don't know what excessive sky reflected glare is defined as and then on attachment 1 second page paragraph E, I don't know what horizontal plane is. That's not in our code as a definition. I can envision it. Like Julie, I think that it's a great start but may need a little bit of work.
Also boundaries. Shockingly, boundaries is not defined in our code. Light trespass is where the boundaries word would fit. The word lumen. That is on attachment 1, second page under the proposed amendment second page. So starting with E, horizontal plane is not

Attachment 5

1 defined. Paragraph G, the measurement from the
2 ground directly below the centerline of the
3 luminaire to the top of the pole or luminaire.
4 Does that include the base of the fixture? I
5 just don't know.
6 MS. CRNOVICH: I think that needs to be
7 defined too, the base or the post, whatever you
8 want to call it.
9 CHAIRMAN CASHMAN: It says from the
10 ground.
11 MR. JABLONSKI: From the ground.
12 MS. BRASELTON: So if you have a 15-foot
13 height fixture and you put it on a 3-foot base.
14 CHAIRMAN CASHMAN: It says from the
15 ground.
16 MR. JABLONSKI: It says from the top of
17 the pole to the ground.
18 MS. BRASELTON: 3-foot base and a
19 12-foot pole.
20 CHAIRMAN CASHMAN: Yes. That's why
21 they phrase it like that.
22 MS. CRNOVICH: I think that should be

1 included in the definitions.
2 MS. BRASELTON: I do, too.
3 CHAIRMAN CASHMAN: I think that's
4 pretty clear. Ground is ground.
5 MR. JABLONSKI: It's pretty clear.
6 CHAIRMAN CASHMAN: That was even
7 discussed when we did Hinsdale Orthopaedics.
8 MS. BRASELTON: Was it?
9 CHAIRMAN CASHMAN: Yes. Because they
10 were showing the height of their concrete base.
11 MS. CRNOVICH: Well, if you look at --
12 CHAIRMAN CASHMAN: So where is the word
13 boundary? That's the one I want to go back to.
14 MS. BRASELTON: Boundary is No. I.
15 CHAIRMAN CASHMAN: That should really
16 be property line. I'm sure the intent was
17 property line because what other boundary would
18 there be.
19 MS. BRASELTON: And then lumen, there's
20 no definition of lumen here. There is a
21 definition of lighting.
22 CHAIRMAN CASHMAN: Lumen is defined in

1 the dictionary.
2 MS. BRASELTON: Right. But if we are
3 going to do an amendment, let's add that
4 definition.
5 CHAIRMAN CASHMAN: We have to define
6 inches, feet.
7 MR. JABLONSKI: It's a fundamental
8 unit.
9 CHAIRMAN CASHMAN: I don't think we
10 need to define it. It's a standard measurement.
11 MS. BRASELTON: Not every person would
12 understand. I know what an inch is but I do not
13 know what a lumen is.
14 CHAIRMAN CASHMAN: I don't think we
15 need to define that. Boundary though I think
16 that would be good boundary line. If we go
17 back, boundary was a good one.
18 MS. BRASELTON: Horizontal plane.
19 CHAIRMAN CASHMAN: Horizontal plane.
20 MS. BRASELTON: The ground, does ground
21 mean land or does that mean the top of the base?
22 I know you get it.

1 CHAIRMAN CASHMAN: It's the ground.
2 MS. BRASELTON: And excessive sky
3 reflected glare on the first page, I don't know
4 what that means.
5 In the red ink third line down
6 under exterior lighting, first page in the memo,
7 excessive sky reflected glare. Then in the red
8 writing where it says that a light dimming
9 switch must be a function/option of the lighting
10 fixture. Does that mean that it's actually
11 installed and operational?
12 MR. YU: Yes.
13 MS. BRASELTON: It doesn't say that.
14 MR. YU: Sure.
15 MS. BRASELTON: Now that's it.
16 CHAIRMAN CASHMAN: I might have missed
17 it, but was there anything in here about shields
18 on the fixtures? Because that's also been a
19 common thing.
20 MS. CRNOVICH: It's in the definitions.
21 CHAIRMAN CASHMAN: Not where it's
22 defined but where it was saying it has to be on

1 a fixture. Because that's my issue that we are
2 struggling with glare with neighbors without
3 shields installed and there's all kinds of
4 shield options, we will get complaints. It's
5 amazing how far away they can be.
6 MR. YU: I thought it was in the
7 language of the current code.
8 CHAIRMAN CASHMAN: I know it's been
9 something we have always been sensitive to as a
10 planning commission.
11 MS. CRNOVICH: Hinsdale Orthopaedics we
12 made some of their lights half shields and the
13 other ones that were like in the middle of the
14 parking lot smaller.
15 CHAIRMAN CASHMAN: We were focusing on
16 who the neighbors were and where it was facing.
17 MS. CRNOVICH: Yes.
18 MR. KRILLENBERGER: I don't know the
19 technology of this but isn't that the horizontal
20 plane as certified by a photometric test report,
21 isn't that talking about shields and where the
22 light goes. It's only a definition. Outdoor

1 light fixtures shielded or constructed so that
2 no light rays are emitted by the installed
3 fixtures at angle above the horizontal plane. I
4 mean horizontal plane isn't low enough if you
5 got a 15-foot luminaire.
6 CHAIRMAN CASHMAN: Then we would see
7 the photometrics and (inaudible) affected but if
8 that's in the definition, but you think that's
9 strong enough in the wording in the code.
10 Maybe something, Chan, you and
11 staff can think about that.
12 MR. YU: Yes.
13 CHAIRMAN CASHMAN: Jerry, any other
14 items?
15 MR. JABLONSKI: Am I allowed to say
16 something positive?
17 CHAIRMAN CASHMAN: For sure. We like
18 to be positive.
19 MR. JABLONSKI: Okay. I'll kick in,
20 completely different stance.
21 I'm pretty happy with the idea that
22 we are actually going to identify color,

1 temperature. I don't know if anyone actually
2 knows what these temperatures mean: 2,700 is an
3 incandescent equivalent, 3,000 warm light, 5,000
4 daylight. I only paid a lot of attention
5 because I spent a lot of money on 5,000
6 temperature degree Fahrenheit lights in my house
7 and my wife said take them all back. I thought
8 you liked daylight, honey. No. No. No.
9 So to define that is actually
10 wonderful to use real units now of lumens as
11 opposed to watts or have people trying to
12 imagine what a foot candle is at 40 bases is a
13 little confusing so we have real scientific
14 measurements and to define 9 o'clock for
15 residential purposes hard and fast is a great
16 thing. So great first start.
17 MS. CRNOVICH: Yes.
18 CHAIRMAN CASHMAN: Julie?
19 MS. CRNOVICH: Okay. I'd like to go
20 back to definitions and are we calling, like,
21 the lamp base or a post, I feel we might as well
22 add that to J, luminaire instead of fixture. I

1 know you said you don't think it's necessary.
2 We have no definition for the base or the post
3 and if you looked at J, it says, all mechanical,
4 electrical and decorative parts. Lampposts or
5 base I don't see a definition for it and I think
6 it should be included somewhere, especially when
7 we are including measurements. It says from the
8 ground but luminaire is defined as a complete
9 lighting unit, all necessary mechanical,
10 electrical and decorative parts. I don't think
11 a lamp base or a post is -- it doesn't contain
12 any of those.
13 CHAIRMAN CASHMAN: I just think it's
14 all covered in G. You are going to the top of
15 the post all luminaires, whichever is higher,
16 from the ground. You can't go any further.
17 MS. CRNOVICH: Okay.
18 CHAIRMAN CASHMAN: You can make a base
19 can be a light in a well, it's the height.
20 That's just the intent is measure up.
21 MR. JABLONSKI: 24-foot concrete tower.
22 CHAIRMAN CASHMAN: Okay.

Attachment 5

MS. CRNOVICH: I remember years ago we had a problem with definitions.

CHAIRMAN CASHMAN: So what's interesting too, you can have a pole that the luminaire is not at the top of the pole so the pole is the height. So I think the height is defined in a separate manner.

MS. CRNOVICH: I thought you could add one word to the definition.

CHAIRMAN CASHMAN: I just think you can confuse things. Ground to the highest point.

MS. CRNOVICH: Okay. Now I think this is a good step moving forward but we are having more and more lights in the village getting converted to LED, and correct me if I'm mistaken, but that's going to change everything, like, when they go from regular lights to the LED. I mean, who's out there measuring to say there's not more light pollution coming out. I know there's more of a glare, they are brighter, and I feel that this ordinance needs to say something like --

CHAIRMAN CASHMAN: Talking about commercial or institutional properties?

MS. CRNOVICH: Yes. Converted lights must meet the ordinance. Because I can think of Hinsdale Orthopaedics, they went ahead, they changed the lights to LED and it was a nightmare. This was before they were in front of planning commission, had village approval. They had complaints from neighbors. I notified staff. It was like daylight over there and they had done it with, I guess, I understand they don't need approval, but it certainly did not meet --

CHAIRMAN CASHMAN: They needed approval when they changed the fixture.

MS. CRNOVICH: When they went and they changed the bulbs and the difference was night and day.

CHAIRMAN CASHMAN: I actually thought they changed the fixtures without approval and that was flagged by the village staff.

MS. CRNOVICH: Because neighbors

notified village staff, I notified village staff because they were so bright. It was so intrusive and there was so much light pollution. And then another example --

MR. JABLONSKI: But that's addressed with the 15,000 lumens per fixture.

CHAIRMAN CASHMAN: But your issue is when does this trigger?

MS. CRNOVICH: Yes.

CHAIRMAN CASHMAN: If it's a new fixture, it triggers. In my mind, if you are re-lamping a fixture, it should not trigger. Re-lamping the fixture remains. Most of these fixtures, and we can ask this expert later, it's not typical that they re-lamp them. They basically put new heads on the poles.

MS. CRNOVICH: What happened with Hinsdale Orthopaedics then would be considered re-lamping?

CHAIRMAN CASHMAN: No, that was replacement of the fixture.

MS. CRNOVICH: You remember what I'm

talking about, Chan, when they did the LED and then they had to go back and comply?

MR. YU: Yes.

CHAIRMAN CASHMAN: They put a bulb in there.

MR. YU: Right. They couldn't put a LED in the regular fixture they had for 15, 20 years.

MS. CRNOVICH: Okay. They put a new fixture without village approval.

CHAIRMAN CASHMAN: Right.

MR. YU: Without a building permit.

CHAIRMAN CASHMAN: Right. So that alone is a violation.

MS. CRNOVICH: But what I'm saying is -- okay. So if somebody is coming in to do what you are saying, shouldn't they have to abide by the new ordinance?

CHAIRMAN CASHMAN: Well, I think we can spell out and say in here the replacement of exterior light fixtures, replacement of the fixture would then require and state that

22

1 re-lamping a fixture.
2 MS. CRNOVICH: Okay. Because it's like
3 more than not by moving a light fixture.
4 CHAIRMAN CASHMAN: If they move the
5 light fixture.
6 MS. CRNOVICH: Then of course it would
7 but if they change the light fixture itself.
8 CHAIRMAN CASHMAN: I do think it's
9 typically caught by citizens because staff
10 aren't driving around at night.
11 MS. CRNOVICH: Right. We shouldn't
12 have to go through that and I think this will
13 help simplify things.
14 CHAIRMAN CASHMAN: We could even have
15 it in the ordinance someone's not going to
16 change the light fixture without a permit.
17 MS. CRNOVICH: Right. But at least
18 there's something on the books.
19 CHAIRMAN CASHMAN: Well, I think
20 spelling it out so it defines when does that
21 trigger, yes. So re-lamping would not but a
22 replacement fixture out in front, yes.

23

1 MS. CRNOVICH: Okay.
2 MR. JABLONSKI: And usually if you are
3 switching to LED light, you have to buy a whole
4 new set of lamps. If you went through a
5 lighting catalog, you will see that a 15,000
6 lumen parking lot light, it's a sealed unit.
7 MS. CRNOVICH: Because I know when the
8 lights across the street from our house changed,
9 again, it was different night and day.
10 CHAIRMAN CASHMAN: Residential?
11 MS. CRNOVICH: Yes. No, I'm sorry,
12 it's institutional.
13 CHAIRMAN CASHMAN: Unitarian Church?
14 MS. CRNOVICH: Yes. And it's just when
15 they stay on all night, let's put it this way, I
16 wake up at night.
17 CHAIRMAN CASHMAN: You know what to do,
18 contact the village. That's the mechanism that
19 we have as citizens if something bothers us and
20 doesn't seem right.
21 MS. CRNOVICH: Well, I keep contacting
22 the church. It's just so bright.

24

1 CHAIRMAN CASHMAN: That's the first
2 step is contact your neighbor first.
3 MS. CRNOVICH: That's what I do. It's
4 like an airport so they must have changed the
5 fixtures. I'm learning more and more about
6 lights.
7 MR. JABLONSKI: These things you don't
8 just go and change the light bulb.
9 MS. CRNOVICH: It's funny because I
10 noticed lighting trucks over there and I had no
11 idea and then it was like whoa, or I would have
12 spoken up then.
13 One thing I enjoy about our
14 discussions here is I always learn so much. So
15 it's a good.
16 CHAIRMAN CASHMAN: Anything else?
17 MS. CRNOVICH: I've heard that Homer
18 Glen has a really good lighting ordinance. Has
19 anybody looked at that?
20 MS. BRASELTON: They did -- they
21 proposed one, I'm not sure it passed. But I
22 know exactly what you are talking about.

25

1 MS. CRNOVICH: There was a resident who
2 used to come to board of trustee --
3 MS. BRASELTON: Deborah Lazar Pearl.
4 MS. CRNOVICH: Yes. And she was like
5 an expert on lighting.
6 CHAIRMAN CASHMAN: How did you know
7 about the ordinance?
8 MS. BRASELTON: This is 10 years ago.
9 MS. CRNOVICH: At least 10, maybe 12.
10 Peirce Park.
11 MS. BRASELTON: It prompted me to look
12 up the Homer Glen proposed ordinance.
13 There's a really great website
14 about, like, night sky or something, I forget
15 what it is. I learned tons from there.
16 CHAIRMAN CASHMAN: Some villages have a
17 dark sky ordinance.
18 Mark, I don't know if you still
19 have the landscape lighting.
20 MR. WILLOBEE: Yes.
21 MS. BRASELTON: You moved into his
22 house?

Attachment 5

1 MR. WILLOBEE: Yes.
2 CHAIRMAN CASHMAN: He bought a house
3 from me. When I saw this guy joined the plan
4 commission, God, this guy looks familiar. See
5 the address, oh, I know Mark.
6 Ironically, my son texted me a
7 photograph on Saturday and it's your driveway
8 with a Michigan flag flying outside our old
9 house. Because my son's bedroom was a Notre
10 Dame bedroom and they said, first order of
11 business we are getting rid of that.
12 But that was an issue back then
13 they were putting lights on that west field
14 which is a really small field, and then they
15 were talking about re-lamping and people
16 complained for years about the lights on the
17 other side, the back lights being visible on the
18 north side of the tracks.
19 MS. CRNOVICH: If you remember what
20 stopped that, those park lights from going in,
21 it was because an accessory structure.
22 CHAIRMAN CASHMAN: Mark?

1 MR. WILLOBEE: My comment was more
2 related like Julie just said, obviously Hinsdale
3 is a home community and change with technology I
4 just recommend maybe trying -- I don't know
5 Homer Glen, I don't know if that's exactly
6 right. They are pretty -- I don't know, to me
7 it's a different community.
8 CHAIRMAN CASHMAN: You are saying
9 Western Springs, Burr Ridge, Clarendon Hills,
10 Oak Brook, people around us, Winnetka, have a
11 lot of restrictive ordinances. I do think this
12 is a really great step.
13 MR. WILLOBEE: This just seems like
14 it's geared towards issues we have seen.
15 CHAIRMAN CASHMAN: Anna?
16 MS. FIASCONE: I think you covered it.
17 CHAIRMAN CASHMAN: We would love to
18 hear some public comments. I know you have
19 been with us before.
20 (Mr. Nick Skokna was previously
21 administered the oath.)
22 MR. SKOKNA: Thank you very much. My

1 name is Nick Skokna. I live at 808 North Oak,
2 Hinsdale, now known as dealership row.
3 CHAIRMAN CASHMAN: You are right on
4 immediately south of the bank or south of the
5 parking lot?
6 MR. SKOKNA: I'm south of the parking
7 lot. I'm the yellow colonial home. I'm father
8 of ten children, seven boys, three girls. Some
9 of them are in college and some play high school
10 football at Hinsdale Central.
11 But I'm the vice-president of a
12 company called Twin Supply.
13 CHAIRMAN CASHMAN: One of your sons is
14 a running back, isn't he?
15 MR. SKOKNA: Yes, when Mark was a
16 senior.
17 So our company is called Twin
18 Supply. I have an identical twin brother, he's
19 the president. We do lighting all over the
20 state. I have even done some lighting in
21 California, and I just wanted to share a little
22 bit of my knowledge and if there's any time you

1 ever want to meet with me.
2 I think whatever you do in life, I
3 mean, I'm not a graduate of Notre Dame. It's a
4 great school. I'm not considered this great,
5 intelligent person but I'm good in one sense,
6 that I ask questions and it's helped our
7 company, twin brother and I, not Notre Dame,
8 Northwestern graduate. We did 14 million in
9 sales last year. How does two twins. But we do
10 service and we ask questions and we try to do
11 what's best. We just did a big car dealership
12 out in Naperville. It's the Number 1
13 dealership, Bob Navara, graduated from Notre
14 Dame.
15 CHAIRMAN CASHMAN: What dealership?
16 MR. SKOKNA: Valley Honda. It's called
17 Valley Honda. Number 1 dealership in the
18 midwest. We did all of his lights inside, out,
19 everything.
20 We are good at lights because
21 people ask me questions, so I don't want to BS
22 anybody. I just give good answers and I say be

1 aware of this or be aware of that and also they
2 are building a big dealership next to my house.
3 CHAIRMAN CASHMAN: Ironically.
4 MR. SKOKNA: Yes.
5 And so when I saw that you are
6 proposing this, I don't know what you call this,
7 amendment or change of planning, I just wanted
8 to kind of at least give you a couple of things
9 to look forward to.
10 You had some good ideas about going
11 with 3,000K. You know, that's more yellow. The
12 way the human eye is created we perceive that
13 5,000K like they did over at orthopedic.
14 By the way, our company did the
15 whole inside of that building, we did not do the
16 outside. They should have asked us to do the
17 outside. They wouldn't have had all these
18 headaches. But 3,000 is good.
19 But some other things that I think
20 you really should consider, the 15,000 lumens.
21 Lumens is how many lumens of light is when you
22 say 15,000 lumens. Normally if I put up a

1 15,000 lumens fixture, I'm taking out a 400-watt,
2 kind of like a streetlight like you would see on
3 Ogden Avenue that could be 250, 400-watt, you
4 would put a 15,000. It's pretty bright. So I
5 don't think necessarily -- if I'm understanding
6 -- how do I say your amendment?
7 CHAIRMAN CASHMAN: Text amendment.
8 Basically, modifying the code.
9 MR. SKOKNA: Modifying the code. When
10 I read it, is it it can be greater than 15,000
11 or it can't be more than 15,000?
12 CHAIRMAN CASHMAN: Maximum.
13 MR. SKOKNA: So maximum. So just so
14 you know, at the Land Rover dealership, at
15 nighttime it's going to drop to 15,000. Before
16 that it's up around 36,000 lumens, about 600-
17 watts. So maybe because they got special
18 permission.
19 CHAIRMAN CASHMAN: That's security
20 lighting levels.
21 MR. SKOKNA: So at nighttime. I just
22 think for security, for nighttime security, I

1 think 15,000, in my opinion, is overkill.
2 We just did the school in Clarendon
3 Hills in their parking lot, those are all as
4 soon as dusk, 4, 5 o'clock when it gets dark,
5 they go on, they are about 12.000 lumens. They
6 are not 15 or 18 or 22, they are 12,000 lumens.
7 If you drive by Clarendon Hills school, you will
8 say, oh, that's pretty bright right there on
9 Chicago Avenue.
10 So I would ask you to maybe think
11 about the lumen things, you know, or have them
12 pick my brain or at least I can give you some
13 ideas.
14 The other quick thing I wanted to
15 mention --
16 CHAIRMAN CASHMAN: What about having
17 a -- this lumens is talking about the fixture
18 itself. This is talking about the security
19 level lighting, have like a maximum foot candle
20 illumination.
21 MR. SKOKNA: Well, foot candles can be
22 really tricky. When you say foot candles, I can

1 get a meter and if I'm wearing a white shirt, I
2 can get a foot candle to read something, so I
3 can play with it, so I think we have to be
4 careful. I'd rather go with how many lumens
5 does a fixture have. That's pretty good.
6 CHAIRMAN CASHMAN: We are not
7 restricting how many fixtures. If you don't
8 have a light level and a maximum, you can have
9 these fixtures 10 feet apart, 15,000 lumens
10 could be bright as hell.
11 MR. SKOKNA: That's true. So you do
12 have to have foot candles, I shouldn't say you
13 shouldn't have it. But just lumens, if you
14 could at least realize 15,000, that's really
15 bright for people to be putting in at a church
16 parking lot or something. I just think it's
17 kind of overkill, in my opinion.
18 MS. BRASELTON: Can you do a combo of
19 no fixture to exceed 15,000 and .1 foot candle?
20 Is that possible?
21 CHAIRMAN CASHMAN: That's a good
22 question. I think what would be helpful is what

Attachment 5

a recommended illumination level for a parking lot is during normal operation. Because it's going to be different in different type parking lot.

Like when we look at Hinsdale Orthopaedics, what they were looking for versus a dealership are two totally different things, because one is trying to sell a vehicle and one is trying to just make it safe. So even during normal illumination, Hinsdale Orthopaedics is going to be light less than in the parking lot.

But I guess we need some feedback on that. So on normal operation recommended levels and it might be for different types of uses because there would be sports use, recreational uses, there would be normal parking. I would just be kind of curious what the take is but when you go to security level, what are we trying to accomplish there because if we had that plus a maximum lumens on a fixture, we could look at the photometric plan. We did that a lot with Land Rover was looking at

that and seeing where they are at. I thought we pushed that down a bit.

Those lights aren't in yet, are they?

MR. SKOKNA: They are in. They are in. Unfortunately, they are in. They aren't plugged on but they are in and they put in the big 600-watt LED. It's a massive --

CHAIRMAN CASHMAN: They haven't been turned on yet?

MR. SKOKNA: They haven't turned them on but they have been installed and I think people are going to really be awoken once they do go on. They are very bright.

Like I said, for the dealership we did, we did 300-watt. They are at 600-watt. It's like double what we put in.

MR. JABLONSKI: You are talking about incandescent?

MR. SKOKNA: No. 600-watt LED is massive.

MR. JABLONSKI: 600-watt.

MR. SKOKNA: LED. 600-watt LED.

MR. JABLONSKI: Of power consumed.

CHAIRMAN CASHMAN: How many lumens would that be?

MR. SKOKNA: About 39,000 lumens. Massive.

MS. BRASELTON: So that's going to not be compliant with the ordinance?

MR. JABLONSKI: Yes, it is. Security lighting.

CHAIRMAN CASHMAN: Well, first of all, Land Rover is not in front of this ordinance because this ordinance doesn't exist yet, it hasn't changed. So they are not going to be subject to this unless they went to modify their parking lot at some point.

MR. SKOKNA: Well, let me just add --

CHAIRMAN CASHMAN: You can go down Ogden and pick off any parking structure.

MR. SKOKNA: So my testimony here --

CHAIRMAN CASHMAN: They are dimmable. The reason that was put in there, and I thought

it was a good one is, if they are not dimmable fixtures, if you have a problem --

MR. SKOKNA: Dimmable is -- I agree, dimmable is good.

One other thing I really think you should consider, Chan, really consider this, and it's really, I mean, we talked about nowadays going green and here at the village we can really show we are going green, don't use a straw, we are going green. This is a really good way of going green. Forget the straw.

Put on every fixture, and we do it a lot, it's called a bilevel dimming. Bilevel dimming. So if nobody is in that parking lot, why does it need to be at 15,000 lumens? That's really bright. I'm telling you that's what a streetlight is 15,000 lumens on Ogden Avenue on a state road.

You could put bilevel dimming so if nobody's there, it's going to drop to 8,000 lumens or 7,200. It cuts it in half. It's kind of like putting a fixture to sleep and you would

38

1 just specify it just like you are putting a
2 dimmer control, you would say you would want the
3 fixtures to have bilevel dimming. So at
4 nighttime, if a robber came in or if someone
5 comes in, as soon as they go in that parking
6 lot, the light goes on immediately.
7 MS. BRASELTON: So it's like a motion-
8 activated thing?
9 MR. SKOKNA: Yes, but it goes right
10 back to 15,000 lumens. It's called bilevel
11 dimming. You could put that in your thing and
12 that to me it shows one, you are going green
13 because you are saving more energy, and you only
14 need it bright if someone is there trying to
15 steal something it's going to light up and if
16 anything, it scares a robber because he sees
17 those lights going on, they are thinking someone
18 is there.
19 So it's really something that if
20 you can put in, those are good things to put in
21 that you are showing you are going green as a
22 village but also it's a good practical thing to

39

1 have on a fixture. Why do you need it burning
2 15,000 lumens if nobody is there?
3 CHAIRMAN CASHMAN: Just on a security
4 mode?
5 MR. SKOKNA: Any mode. What do you
6 mean security?
7 CHAIRMAN CASHMAN: Well because we have
8 a maximum of 15,000 lumens in security mode.
9 MR. SKOKNA: Right.
10 CHAIRMAN CASHMAN: And now you are
11 talking about it's just basic safety. You are
12 not trying to sell cars or anything. I would
13 think if you had those on during normal
14 operations, they are going to be going up and
15 down constantly.
16 MR. SKOKNA: Right. Do it after 9
17 o'clock at night.
18 CHAIRMAN CASHMAN: And then when the
19 skunk walks across the parking lot, the lights
20 go on.
21 MR. SKOKNA: It would.
22 CHAIRMAN CASHMAN: Or if someone is

40

1 screwing around with a car.
2 MR. SKOKNA: But I'm just saying it's a
3 way of really to have -- another thing I wanted
4 to add when you were saying putting a reflector.
5 Now you can order and you can put this in your
6 text too. It's called order the fixture called
7 type 3 or type 5. With LED it's all directional.
8 You don't really need to put a filter on it.
9 When you say type 3, the light is going to shoot
10 this way and this way, type 3.
11 Type 5, it's going to be like a big
12 360 circle. So for the residents where you
13 don't want it to be polluting onto their yard,
14 you say, hey, you have to use a type 3. You
15 have to shoot the light forward. We don't want
16 any light in a type 5. So you specify on your
17 text, or whatever you call this, that lighting
18 would have to be type 2, type 3 or type 5.
19 I can help you learn about it, but
20 that would be really important stuff to have in
21 your stuff because otherwise someone is going to
22 order a type 5 and they are going to have a lot

41

1 of problems with this light pollution and the
2 light shooting everywhere or going over and
3 shooting into the neighbors' house.
4 Just give you a quick example. We
5 just did the tennis courts, LaGrange tennis
6 courts right on Gilbert Avenue, Gilbert and --
7 mile, two miles from here. We took out thousand
8 watt metal halide lights on their tennis courts
9 and the people were so nervous because we were
10 putting in LEDs. They said, this light is just
11 going to blind us, it's going to be hitting us.
12 We went from a thousand watt, the new fixture is
13 only 300-watt, not 600-watt like the dealership
14 next to my house, 300-watt, but it lands right
15 on the tennis court because we ordered it in a
16 type 3. We ordered it so it shoots the light.
17 The neighbors could not believe it's so much
18 darker where the neighbors' house it used to be
19 all lit up from the old metal halide lights
20 would just blow the light everywhere but now
21 with the new LED by specifying type 3 or type 5
22 or type 2, it's so much better. So I would urge

Attachment 5

you to kind of look at that.

And the other thing I was going to mention, DLC listed. Make sure they have to put in a fixture that's DLC. DLC it means that it's a quality fixture. You will see in some towns, because I'm driving all everywhere, you will see these lights, middle of the night and they just pulsate, they are flashing, they are flashing, they are flashing and it's because they went with this inexpensive fixture to save money, it wasn't good quality and the drivers after a year or two the drivers go bad and then they pulsate all night long and that can be irritating to a lot of people, you know, why are these lights just going on and off. If you specify use DLC listed, that means like put in quality, that's a good thing to maybe consider on your thing.

The other thing is dark sky compliance and they did that at the dealership next to my house on the wall of the dealership and the light in the olden days you would see it mounted on the wall and it would just shoot the

light forward.

Dark sky compliance means they put that wall pack on the wall but it just shoots down and then out but then you are not polluting the -- you are not having that light pollution.

But I'm trying to just give you some simple stuff but honestly, if you have any questions or anyone ever wanted to pick my brain, I would love to share my knowledge. At least you guys should have a good game plan when you are presenting this and help the people in the long run and help the people in the town.

CHAIRMAN CASHMAN: Absolutely. Thank you.

MS. BRASELTON: Is it possible to collect some like model cutting-edge ordinances from other villages for us to consider?

MR. YU: I'll ask our consultant to come back because he did study other communities while compiling and putting this together.

CHAIRMAN CASHMAN: That would be

helpful to hear from him. And Nick was kind enough to kind of give you a to do list on other items.

These are the points and if I missed something. There's a question about changing boundary to property line. Defining excessive sky reflectivity. I think that was second. Defining the horizontal plane. I kind of think that's defined but defining that. Maybe more specifically talking about shields on fixtures which goes to Nick's thing about getting some feedback on these type 2, 3 and 5 shields.

MR. JABLONSKI: One item I'd like to add 15 lumens per fixture, 15,000 lumens per fixture doesn't address the size of the parking lot, the number of fixtures. If we are talking about a small parking lot with 20 fixtures.

CHAIRMAN CASHMAN: I'd really like to get a sense for, like, a parking lot. What illumination levels--

MR. JABLONSKI: Lumens per square

meter. Lumens per square meter, we got to come up with a metric for that. And that will address the foot candle issue if we can come up with something that's light per unit of area.

CHAIRMAN CASHMAN: Then we will be able to actually look at a photometric drawings and know.

MR. JABLONSKI: They will do the calculation for us.

CHAIRMAN CASHMAN: Photometric plans are typically in foot candles because most ordinances call for that. Do they do lumens too?

MR. SKOKNA: Yes. And then like a parking lot will say they need to be a minimum of 4 foot candles for a parking lot and so many foot candles for a school and that's what you can look at what the foot candles should be for a public parking lot.

CHAIRMAN CASHMAN: Because I think that would be really helpful for us when we are reviewing photometric plans, wait, hold on a

1 second. This seems like there's too many
2 fixtures and it's over-illuminated.
3 MS. CRNOVICH: How about also too like
4 location of poles, like they cannot be on the
5 property line.
6 MS. BRASELTON: Wouldn't that be
7 covered by setback?
8 CHAIRMAN CASHMAN: Also with these
9 cutoffs and everything, we might make it
10 impossible. It might be better on a property
11 line. It might keep it away from that house.
12 MS. CRNOVICH: That would change
13 accessory structures as well then. Isn't a
14 light fixture an accessory structure so it has
15 to meet the setbacks of each district.
16 CHAIRMAN CASHMAN: Well, where it will
17 be tricky is when it's an existing noncompliant
18 lot.
19 MS. CRNOVICH: Right.
20 CHAIRMAN CASHMAN: If it's new
21 construction, we are going to have the buffers
22 that we want.

1 MS. CRNOVICH: Right.
2 CHAIRMAN CASHMAN: It's the existing
3 ones.
4 MS. CRNOVICH: Because nobody wants to
5 look at a light pole either.
6 CHAIRMAN CASHMAN: But we would also,
7 as a plan commission, we would have review of
8 that so if we saw a situation with that.
9 Because remember there were two fixtures, at
10 least two, on the south side of Hinsdale
11 Orthopaedics close to the parking lot but when
12 we looked at the lighting plan, we were
13 uncomfortable with that and those had the
14 shields on it to the north but we also asked for
15 the dimming capability because we weren't sure
16 when they build those eight houses if they are
17 going to have issues with that parking lot.
18 MS. CRNOVICH: Right. They did take
19 out the tall lamp pole over there but they left
20 the base.
21 MS. BRASELTON: I drove through there
22 today and I was shocked at how many parking

1 spaces were available. Remember they had a
2 shuttle bus.
3 MS. CRNOVICH: You must have been there
4 after 4.
5 MS. BRASELTON: I was.
6 MS. CRNOVICH: Because you can't park
7 there before 4.
8 CHAIRMAN CASHMAN: All the patients
9 were gone.
10 MS. BRASELTON: I don't know.
11 MS. CRNOVICH: I don't go until after 4
12 because of parking.
13 CHAIRMAN CASHMAN: So I think whether
14 it's lumens per square foot or something, that
15 would really be helpful and then code define it
16 because then it would be a guide for this plan
17 commission and future ones. I think defining
18 the issue of what is replacing fixtures versus
19 re-lamping and the triggers of the fixture.
20 Bilevel dimming is an intriguing
21 concept and almost think it would more effective
22 with security because it would suddenly kick on.

1 MR. WILLOBEE: But how does like in a
2 car dealership you have a lot of blind spots, do
3 you need a lot of motion sensors in that type of
4 use versus like a school parking lot?
5 MR. SKOKNA: So your question in a car
6 dealership at nighttime when it's closed?
7 MR. WILLOBEE: Right. You know, I just
8 think like from a motion sensor perspective,
9 there could be a lot of blind spots.
10 MR. SKOKNA: They are on top of each
11 fixture. So if you go within the 25 or 35-foot
12 radius of that pole, it's going to activate it.
13 So as long as the parking lot is open, they are
14 not going to be going on and off. People are in
15 there moving around, the lights are going to
16 stay at full brightness. We are just talking at
17 nighttime, when no one is there, why do they
18 need to be at 15,000 lumens and wasting energy
19 and we are talking trying to go green, why not
20 have that bilevel on there and drop it to half
21 power. It's a great thing to show as a city, as
22 a village, that you are really trying to push to

Attachment 5

1 go green and implement really something
2 practical.
3 MR. WILLOBEE: I think it's a great idea.
4 CHAIRMAN CASHMAN: In Europe in hotels
5 they are so much more conscious and have been
6 for 40 years about lighting. The hallway lights
7 will come on and go off as you walk down the
8 hallway. Stairwells completely dark with just
9 some low-level illumination until you step into
10 it.
11 MR. WILLOBEE: Kind of like the freezer
12 section in Mariano's.
13 CHAIRMAN CASHMAN: I remember first
14 seeing it in the early '80s, and I was just in a
15 hotel in Paris and it was just fascinating how
16 those lights they were never on unless someone
17 is in that hallway.
18 MR. SKOKNA: We just implemented that
19 at Clarendon Hills school. When you walk in the
20 hallways, they are all going to go on. If
21 nobody is in the hallway, the lights drop to 7-
22 watts. Each fixture like this will drop to

1 7-watts.
2 CHAIRMAN CASHMAN: What kind of time
3 delay?
4 MR. SKOKNA: You can set it to whatever
5 you what with your phone. You can set it after
6 2 minutes, nobody's in the hallway, it drops to
7 7-watts. And then after someone walks back in
8 the hallway, they all go back on. We did Argo
9 High School, Clarendon Hills. It's a great way
10 to go green. We just did Westmont fire
11 department and police station through ComEd. We
12 work with ComEd. That's another thing we can
13 help you with. Thank you.
14 CHAIRMAN CASHMAN: So bilevel dimming.
15 We talked about those fixtures type 3, type 2,
16 3, 5, DLC listed and then possibly dark sky
17 compliant.
18 And I do think it would be really
19 helpful to have that consultant who is behind
20 this come and talk to us. I don't know what
21 your timing was when you wanted to roll this
22 text amendment out.

1 MR. YU: No. No. We want to get this
2 right.
3 CHAIRMAN CASHMAN: It's important.
4 MR. JABLONSKI: Chan, could I suggest
5 we don't get a retired civil servant or someone
6 like me, a former commissioner, as our expert
7 consultant on this. I would actually honor a
8 lighting engineer.
9 MR. SKOKNA: I'll volunteer.
10 MS. CRNOVICH: There you go.
11 MR. JABLONSKI: A lighting engineer
12 with some legal background.
13 MR. YU: I'll pass on this request.
14 MR. JABLONSKI: If we are going to
15 spend money, we might as well spend it well.
16 CHAIRMAN CASHMAN: Anna, do you have
17 anything to add?
18 MS. FIASCONE: Ditto to that.
19 MS. CRNOVICH: This is so specialized.
20 CHAIRMAN CASHMAN: Don't have to revise
21 this in two years.
22 MS. BRASELTON: It's a good start.

1 CHAIRMAN CASHMAN: Any additional
2 discussion?
3 (No response.)
4 Hearing none, can I have a motion
5 to close the public hearing for Case A-23-2019.
6 Should we continue it and then do
7 we leave it open?
8 MR. YU: I think you are right, you
9 continue it.
10 CHAIRMAN CASHMAN: Do I have a motion
11 to continue Case No. A-23-2019? When is our
12 next meeting?
13 MR. YU: To November 13th.
14 CHAIRMAN CASHMAN: Continue this Case
15 No. A-23-2019 to the November 13th meeting.
16 MR. JABLONSKI: So moved.
17 MS. BRASELTON: Second.
18 CHAIRMAN CASHMAN: Jim?
19 MR. KRILLENBERGER: Aye.
20 MS. BRASELTON: Aye.
21 MR. JABLONSKI: Aye.
22 CHAIRMAN CASHMAN: Aye.

MS. CRNOVICH: Aye.
MR. WILLOBEE: Aye.
MS. FIASCONE: Aye.
CHAIRMAN CASHMAN: Now, can I have a motion to close the public hearing for Case No. A-23-2019?
MR. KRILLENBERGER: I so motion.
MS. BRASELTON: Second.
CHAIRMAN CASHMAN: Anna?
MS. FIASCONE: Aye.
MR. WILLOBEE: Aye.
MS. CRNOVICH: Aye.
CHAIRMAN CASHMAN: Aye.
MR. JABLONSKI: Aye.
MS. BRASELTON: Aye.
MR. KRILLENBERGER: Aye.
(WHICH, were all of the proceedings had, evidence offered or received in the above entitled cause.)

STATE OF ILLINOIS)
) ss:
COUNTY OF DU PAGE)

I, KATHLEEN W. BONO, Certified Shorthand Reporter, Notary Public in and for the County DuPage, State of Illinois, do hereby certify that previous to the commencement of the examination and testimony of the various witnesses herein, they were duly sworn by me to testify the truth in relation to the matters pertaining hereto; that the testimony given by said witnesses was reduced to writing by means of shorthand and thereafter transcribed into typewritten form; and that the foregoing is a true, correct and complete transcript of my shorthand notes so taken aforesaid.

IN TESTIMONY WHEREOF I have hereunto set my hand and affixed my electronic signature this 7th day of November, A.D. 2019.

Kathleen W Bono

KATHLEEN W. BONO
C.S.R. No. 84-1423
Notary Public, DuPage County

Attachment 5

'

'80s [1] - 50:14

0

0 [2] - 8:8, 8:9
0-foot [1] - 8:13

1

1 [6] - 8:8, 9:12, 9:20, 29:12, 29:17, 33:19
1-foot [2] - 3:13, 5:11
10 [4] - 7:10, 25:8, 25:9, 33:9
11 [1] - 6:21
11-604 [1] - 2:10
12 [1] - 25:9
12,000 [1] - 32:6
12-206 [1] - 2:9
12-foot [1] - 10:19
12.000 [1] - 32:5
13th [2] - 53:13, 53:15
14 [1] - 29:8
15 [3] - 21:7, 32:6, 44:15
15,000 [21] - 3:16, 20:6, 23:5, 30:20, 30:22, 31:1, 31:4, 31:10, 31:11, 31:15, 32:1, 33:9, 33:14, 33:19, 37:15, 37:17, 38:10, 39:2, 39:8, 44:15, 49:18
15-foot [2] - 10:12, 15:5
18 [1] - 32:6
19 [1] - 1:12

2

2 [5] - 40:18, 41:22, 44:12, 51:6, 51:15
2,700 [1] - 16:2
20 [2] - 21:8, 44:18
2019 [2] - 1:13, 55:18
22 [1] - 32:6
24-foot [1] - 17:21
25 [1] - 49:11
250 [1] - 31:3

3

3 [10] - 40:7, 40:9, 40:10, 40:14, 40:18, 41:16, 41:21, 44:12, 51:15, 51:16
3,000 [2] - 16:3, 30:18
3,000K [7] - 3:6, 3:13, 5:2, 5:4, 6:11, 6:12, 30:11
3-foot [2] - 10:13, 10:18
300-watt [3] - 35:16, 41:13, 41:14
35-foot [1] - 49:11
36,000 [1] - 31:16
360 [1] - 40:12
39,000 [1] - 36:5

4

4 [6] - 7:11, 32:4, 45:16, 48:4, 48:7, 48:11
4,000K [1] - 5:3
40 [2] - 16:12, 50:6
400-watt [2] - 31:1, 31:3

5

5 [11] - 4:11, 5:12, 32:4, 40:7, 40:11, 40:16, 40:18, 40:22, 41:21, 44:12, 51:16
5,000 [2] - 16:3, 16:5
5,000K [1] - 30:13

6

600 [2] - 31:16, 35:7
600-watt [5] - 35:16, 35:20, 35:22, 36:1, 41:13

7

7 [2] - 7:9, 50:21
7,200 [1] - 37:21
7-watts [2] - 51:1, 51:7
7:30 [1] - 1:14
7th [1] - 55:18

8

8,000 [1] - 37:20
808 [1] - 28:1
84-1423 [1] - 55:21

9

9 [5] - 1:13, 3:22, 7:19, 16:14, 39:16
9-101D(9 [1] - 2:8
9-104(H)(2)(h [1] - 2:8
9:30 [1] - 7:10

A

A-23-2019 [6] - 1:7, 2:6, 53:5, 53:11, 53:15, 54:6
A.D [1] - 55:18
abide [1] - 21:18
able [1] - 45:5
absolutely [1] - 43:14
accessory [3] - 26:21, 46:13, 46:14
accomplish [1] - 34:19
activate [1] - 49:12
activated [1] - 38:8
add [7] - 12:3, 16:22, 18:8, 36:17, 40:4, 44:15, 52:17
additional [1] - 53:1
address [3] - 26:5, 44:16, 45:3
addressed [1] - 20:5
adjacent [2] - 3:12, 6:5
administered [1] - 27:21
affected [1] - 15:7
affixed [1] - 55:17
aforesaid [1] - 55:15
ago [2] - 18:1, 25:8
agree [1] - 37:3
ahead [1] - 19:5
airport [1] - 24:4
allowed [1] - 15:15
almost [1] - 48:21
alone [1] - 21:14
ALSO [1] - 2:1
amazing [1] - 14:5
amendment [9] - 2:7, 2:15, 3:2, 9:21, 12:3, 30:7, 31:6, 31:7, 51:22
Amendment [1] - 1:7
angle [1] - 15:3
anna [2] - 27:15, 52:16
Anna [1] - 54:9
ANNA [1] - 1:18
answers [1] - 29:22
apart [1] - 33:9
Applicant [1] - 2:2
applicant [1] - 2:12
application [1] - 6:19
appreciate [1] - 7:5
approval [5] - 19:8, 19:12, 19:14, 19:20, 21:10
area [1] - 45:4
Argo [1] - 51:8
assumed [1] - 7:4
attachment [2] - 9:12, 9:20
attention [1] - 16:4
available [1] - 48:1
Avenue [5] - 1:12, 31:3, 32:9, 37:17, 41:6
aware [2] - 30:1
awoken [1] - 35:13
aye [13] - 53:19, 53:20, 53:21, 53:22, 54:1, 54:2, 54:3, 54:10, 54:11, 54:12, 54:13, 54:14, 54:16
Aye [1] - 54:15

B

background [1] - 52:12
bad [1] - 42:12
ball [1] - 7:8
bank [1] - 28:4
base [12] - 10:4, 10:7, 10:13, 10:18, 11:10, 12:21, 16:21, 17:2, 17:5, 17:11, 17:18, 47:20
based [3] - 2:21, 3:17, 7:16
bases [1] - 16:12
basic [1] - 39:11
becomes [1] - 8:18
bedroom [2] - 26:9, 26:10
BEFORE [1] - 1:3
behind [2] - 4:19, 51:19
below [1] - 10:2
best [1] - 29:11
better [2] - 41:22, 46:10
big [4] - 29:11, 30:2, 35:7, 40:11
biggest [1] - 8:16
bilevel [8] - 37:13, 37:19, 38:3, 38:10, 48:20, 49:20, 51:14
bit [3] - 9:16, 28:22, 35:2
black [1] - 8:17
blind [3] - 41:11, 49:2, 49:9
blow [1] - 41:20
blue [2] - 5:4, 5:7
BOARD [1] - 1:15
board [3] - 3:5, 4:15, 25:2
Bob [1] - 29:13
BONO [2] - 55:3, 55:20
books [1] - 22:18
bothers [1] - 23:19
bought [1] - 26:2
bound [1] - 7:1
boundaries [3] - 9:17, 9:18, 9:19
boundary [7] - 11:13, 11:14, 11:17, 12:15, 12:16, 12:17, 44:6
boys [1] - 28:8
brain [2] - 32:12, 43:10
BRASELTON [39] - 1:17, 5:15, 5:18, 5:21, 6:22, 7:6, 8:19, 9:10, 10:12, 10:18, 11:2, 11:8, 11:14, 11:19, 12:2, 12:11, 12:18, 12:20, 13:2, 13:13, 13:15, 24:20, 25:3, 25:8, 25:11, 25:21, 33:18, 36:7, 38:7, 43:16, 46:6, 47:21, 48:5, 48:10, 52:22, 53:17, 53:20, 54:8, 54:15
bridge [3] - 3:10, 5:3, 6:8
bright [10] - 5:4, 20:2, 23:22, 31:4, 32:8, 33:10, 33:15, 35:14, 37:16, 38:14
brighter [1] - 18:20
brightness [1] - 49:16
Brook [1] - 27:10
brother [2] - 28:18, 29:7
brought [1] - 3:7
BS [1] - 29:21
buffers [1] - 46:21
build [1] - 47:16
building [4] - 7:22, 21:12, 30:2, 30:15
bulb [2] - 21:4, 24:8

bulbs [1] - 19:17
bunch [1] - 9:2
burning [1] - 39:1
Burr [1] - 27:9
bus [1] - 48:2
business [2] - 8:3, 26:11
buy [1] - 23:3

C

C.S.R [1] - 55:21
calculation [1] - 45:9
California [1] - 28:21
candle [9] - 2:22, 3:13, 5:12, 8:9, 16:12, 32:19, 33:2, 33:19, 45:3
candles [9] - 4:11, 8:13, 32:21, 32:22, 33:12, 45:11, 45:16, 45:17, 45:18
cannot [1] - 46:4
capabilities [1] - 4:7
capability [1] - 47:15
car [4] - 29:11, 40:1, 49:2, 49:5
careful [1] - 33:4
cars [1] - 39:12
Case [6] - 1:7, 2:6, 53:5, 53:11, 53:14, 54:5
case [1] - 6:5
cases [1] - 4:20
CASHMAN [111] - 1:16, 2:5, 4:4, 4:20, 6:16, 6:20, 7:12, 7:20, 8:7, 8:12, 10:9, 10:14, 10:20, 11:3, 11:6, 11:9, 11:12, 11:15, 11:22, 12:5, 12:9, 12:14, 12:19, 13:1, 13:16, 13:21, 14:8, 14:15, 15:6, 15:13, 15:17, 16:18, 17:13, 17:18, 17:22, 18:3, 18:10, 19:1, 19:14, 19:19, 20:7, 20:10, 20:20, 21:4, 21:11, 21:13, 21:19, 22:4, 22:8, 22:14, 22:19, 23:10, 23:13, 23:17, 24:1, 24:16, 25:6, 25:16, 26:2, 26:22, 27:8, 27:15, 27:17, 28:3, 28:13, 29:15, 30:3, 31:7, 31:12, 31:19, 32:16, 33:6, 33:21, 35:9, 36:3, 36:11, 36:18, 36:21, 39:3, 39:7, 39:10, 39:18, 39:22, 43:14, 43:22, 44:19, 45:5, 45:10, 45:20, 46:8, 46:16, 46:20, 47:2, 47:6, 48:8, 48:13, 50:4, 50:13, 51:2, 51:14, 52:3, 52:16, 52:20, 53:1, 53:10, 53:14, 53:18, 53:22, 54:4, 54:9, 54:13
catalog [1] - 23:5
caught [1] - 22:9
centerline [1] - 10:2
Central [1] - 28:10
certainly [1] - 19:12
Certified [1] - 55:3
certified [1] - 14:20
certify [1] - 55:6
Chairman [1] - 1:16
CHAIRMAN [110] - 2:5, 4:4, 4:20, 6:16, 6:20, 7:12, 7:20, 8:7, 8:12, 10:9, 10:14, 10:20, 11:3, 11:6, 11:9, 11:12, 11:15, 11:22, 12:5, 12:9, 12:14, 12:19, 13:1, 13:16, 13:21, 14:8, 14:15, 15:6, 15:13, 15:17, 16:18, 17:13, 17:18, 17:22, 18:3, 18:10, 19:1, 19:14, 19:19, 20:7, 20:10, 20:20, 21:4, 21:11, 21:13, 21:19, 22:4, 22:8, 22:14, 22:19, 23:10, 23:13, 23:17, 24:1, 24:16, 25:6, 25:16, 26:2, 26:22, 27:8, 27:15, 27:17, 28:3, 28:13, 29:15, 30:3, 31:7, 31:12, 31:19, 32:16, 33:6, 33:21, 35:9, 36:3, 36:11, 36:18, 36:21, 39:3, 39:7, 39:10, 39:18, 39:22, 43:14, 43:22, 44:19, 45:5, 45:10, 45:20, 46:8, 46:16, 46:20, 47:2, 47:6, 48:8, 48:13, 50:4, 50:13, 51:2, 51:14, 52:3, 52:16, 52:20, 53:1, 53:10, 53:14, 53:18, 53:22, 54:4, 54:9, 54:13
CHAN [1] - 2:2
Chan [5] - 2:11, 15:10, 21:1, 37:6, 52:4
change [8] - 6:9, 18:16, 22:7, 22:16, 24:8, 27:3, 30:7, 46:12
changed [7] - 19:6, 19:15, 19:17, 19:20, 23:8, 24:4, 36:14
changes [1] - 6:7
changing [1] - 44:6
Chicago [3] - 1:12, 5:6, 32:9
children [1] - 28:8
Church [1] - 23:13
church [2] - 23:22, 33:15
circle [1] - 40:12
citizens [2] - 22:9, 23:19
city [2] - 5:6, 49:21
civil [1] - 52:5
Clarendon [5] - 27:9, 32:2, 32:7, 50:19, 51:9
clarification [1] - 8:5
clear [2] - 11:4, 11:5
close [3] - 47:11, 53:5, 54:5
closed [1] - 49:6
Club [3] - 3:21, 6:3, 6:14
Code [1] - 2:8
code [10] - 2:20, 3:1, 7:2, 9:14, 9:18, 14:7, 15:9, 31:8, 31:9, 48:15
codes [1] - 8:1
collect [1] - 43:17
college [1] - 28:9
colonial [1] - 28:7
color [6] - 2:19, 3:6, 3:13, 4:6, 5:2, 15:22
combo [1] - 33:18
ComEd [2] - 51:11, 51:12
coming [3] - 4:6, 18:19, 21:16
commencement [1] - 55:6
comment [1] - 27:1
comments [2] - 9:2, 27:18
commercial [1] - 19:2
COMMISSION [1] - 1:3
commission [8] - 3:4, 4:14, 4:22, 14:10, 19:8, 26:4, 47:7, 48:17
Commission [1] - 1:12
commissioner [1] - 52:6
common [1] - 13:19
communities [1] - 43:20
community [2] - 27:3, 27:7
company [4] - 28:12, 28:17, 29:7, 30:14
compiling [1] - 43:21
complained [1] - 26:16
complaints [2] - 14:4, 19:9
complete [2] - 17:8, 55:14
completely [2] - 15:20, 50:8
compliance [2] - 42:19, 43:2
compliant [3] - 6:9, 36:8, 51:17
comply [1] - 21:2
concept [1] - 48:21
concrete [2] - 11:10, 17:21
conditions [2] - 3:4, 4:15
confuse [1] - 18:11
confusing [1] - 16:13
conscious [1] - 50:5
consider [5] - 30:20, 37:6, 42:17, 43:18
considered [2] - 20:18, 29:4
consistency [2] - 4:1, 4:18
consistent [3] - 3:3, 4:17, 5:5
constantly [1] - 39:15
constructed [1] - 15:1
construction [1] - 46:21
consultant [5] - 5:9, 5:14, 43:19, 51:19, 52:7
consumed [1] - 36:2
contact [2] - 23:18, 24:2
contacting [1] - 23:21
contain [1] - 17:11
continue [4] - 53:6, 53:9, 53:11, 53:14
CONTINUED [1] - 1:9
control [1] - 38:2
converted [2] - 18:15, 19:3
correct [3] - 5:17, 18:15, 55:14
County [2] - 55:5, 55:21
COUNTY [2] - 1:2, 55:2
couple [1] - 30:8
course [1] - 22:6
court [2] - 3:21, 41:15
courts [3] - 41:5, 41:6, 41:8
covered [3] - 17:14, 27:16, 46:7
created [1] - 30:12
Creek [3] - 3:21, 6:3, 6:14
CRNOVICH [52] - 1:20, 9:3, 9:8, 10:6, 10:22, 11:11, 13:20, 14:11, 14:17, 16:17, 16:19, 17:17, 18:1, 18:8, 18:12, 19:3, 19:16, 19:22, 20:9, 20:17, 20:22, 21:9, 21:15, 22:2, 22:6, 22:11, 22:17, 23:1, 23:7, 23:11, 23:14, 23:21, 24:3, 24:9, 24:17, 25:1, 25:4, 25:9, 26:19, 46:3, 46:12, 46:19, 47:1, 47:4, 47:18, 48:3, 48:6, 48:11, 52:10, 52:19, 54:1, 54:12
curious [1] - 34:17
current [4] - 2:20, 2:22, 8:5, 14:7
cutoffs [1] - 46:9
cuts [1] - 37:21
cutting [1] - 43:17
cutting-edge [1] - 43:17

D

D'Onofrio [1] - 5:8
Dame [4] - 26:10, 29:3, 29:7, 29:14
dark [6] - 25:17, 32:4, 42:18, 43:2, 50:8, 51:16
darker [1] - 41:18
daylight [3] - 16:4, 16:8, 19:10

days [1] - 42:21
dealership [15] - 3:18, 28:2, 29:11, 29:13, 29:15, 29:17, 30:2, 31:14, 34:7, 35:15, 41:13, 42:19, 42:20, 49:2, 49:6
DEB [1] - 1:17
Deborah [1] - 25:3
decorative [2] - 17:4, 17:10
define [6] - 12:5, 12:10, 12:15, 16:9, 16:14, 48:15
defined [9] - 9:11, 9:18, 10:1, 10:7, 11:22, 13:22, 17:8, 18:7, 44:9
defines [1] - 22:20
defining [4] - 44:6, 44:8, 44:9, 48:17
definition [12] - 3:16, 4:9, 8:21, 9:14, 11:20, 11:21, 12:4, 14:22, 15:8, 17:2, 17:5, 18:9
definitions [5] - 2:9, 11:1, 13:20, 16:20, 18:2
degree [1] - 16:6
delay [1] - 51:3
department [1] - 51:11
dictionary [1] - 12:1
difference [1] - 19:17
different [7] - 15:20, 23:9, 27:7, 34:3, 34:7, 34:14
dim [1] - 4:10
dimmable [4] - 36:21, 37:1, 37:3, 37:4
dimmer [1] - 38:2
dimming [11] - 3:14, 4:7, 13:8, 37:13, 37:14, 37:19, 38:3, 38:11, 47:15, 48:20, 51:14
direction [1] - 9:4
directional [1] - 40:7
directly [1] - 10:2
discussed [1] - 11:7
discussion [1] - 53:2
discussions [2] - 5:1, 24:14
district [2] - 3:12, 46:15
ditto [1] - 52:18
DLC [5] - 42:3, 42:4, 42:15, 51:16
done [2] - 19:11, 28:20
double [1] - 35:17
down [7] - 8:20, 13:5, 35:2, 36:18, 39:15, 43:4, 50:7
drawings [1] - 45:6
drive [1] - 32:7
drivers [2] - 42:11, 42:12
driveway [1] - 26:7
driving [2] - 22:10, 42:6
drop [5] - 31:15, 37:20, 49:20, 50:21, 50:22
drops [1] - 51:6
drove [1] - 47:21
DU [2] - 1:2, 55:2
duly [1] - 55:8
DuPage [2] - 55:5, 55:21
during [3] - 34:2, 34:9, 39:13
dusk [1] - 32:4

E

early [1] - 50:14
easily [1] - 2:20
East [1] - 1:12
edge [1] - 43:17
effective [1] - 48:21
eight [1] - 47:16
either [1] - 47:5
electrical [2] - 17:4, 17:10
emerge [1] - 4:5
emitted [1] - 15:2
end [2] - 3:11, 5:10
ends [1] - 7:9
energy [2] - 38:13, 49:18
enforcement [1] - 4:1
engineer [2] - 52:8, 52:11
enjoy [1] - 24:13
entire [1] - 7:22
entitled [2] - 1:11, 54:20
envision [1] - 9:14
equivalent [1] - 16:3
especially [2] - 8:11, 17:6
Europe [1] - 50:4
everywhere [3] - 41:2, 41:20, 42:6
evidence [1] - 54:18
evolved [1] - 2:18
exactly [2] - 24:22, 27:5
examination [1] - 55:7
example [4] - 3:6, 6:13, 20:4, 41:4
exceed [1] - 33:19
excessive [6] - 8:21, 9:1, 9:11, 13:2, 13:7, 44:7
exist [1] - 36:13
existing [3] - 7:21, 46:17, 47:2
expert [5] - 5:19, 5:22, 20:14, 25:5, 52:6
exterior [3] - 8:20, 13:6, 21:21
eye [1] - 30:12

F

facing [1] - 14:16
Fahrenheit [1] - 16:6
fall [1] - 6:3
familiar [1] - 26:4
far [1] - 14:5
fascinating [1] - 50:15
fast [1] - 16:15
father [1] - 28:7
feedback [2] - 34:12, 44:12
feet [2] - 12:6, 33:9
few [1] - 2:17
FIASCONE [5] - 1:18, 27:16, 52:18, 54:3, 54:10
field [2] - 26:13, 26:14
filter [1] - 40:8
finally [1] - 3:15
fire [1] - 51:10
first [9] - 8:20, 13:3, 13:6, 16:16, 24:1, 24:2, 26:10, 36:11, 50:13
fit [1] - 9:19
fixture [41] - 3:15, 3:17, 10:4, 10:13, 13:10, 14:1, 16:22, 19:15, 20:6, 20:11, 20:12, 20:13, 20:21, 21:7, 21:10, 21:22, 22:1, 22:3, 22:5, 22:7, 22:16, 22:22, 31:1, 32:17, 33:5, 33:19, 34:21, 37:12, 37:22, 39:1, 40:6, 41:12, 42:4, 42:5, 42:10, 44:15, 44:16, 46:14, 48:19, 49:11, 50:22
fixtures [19] - 8:15, 13:18, 15:1, 15:3, 19:20, 20:14, 21:21, 24:5, 33:7, 33:9, 37:2, 38:3, 44:11, 44:17, 44:18, 46:2, 47:9, 48:18, 51:15
flag [1] - 26:8
flagged [1] - 19:21
flashing [3] - 42:8, 42:9
flying [1] - 26:8
focusing [1] - 14:15
foot [15] - 2:22, 4:11, 16:12, 32:19, 32:21, 32:22, 33:2, 33:12, 33:19, 45:3, 45:11, 45:16, 45:17, 45:18, 48:14
football [1] - 28:10
foregoing [1] - 55:13
forget [2] - 25:14, 37:11
form [1] - 55:13
formed [1] - 7:4
former [1] - 52:6
forth [1] - 3:4
forward [4] - 18:13, 30:9, 40:15, 43:1
freezer [1] - 50:11
front [3] - 19:7, 22:22, 36:12
full [1] - 49:16
function [1] - 3:15
function /option [1] - 13:9
fundamental [1] - 12:7
funny [1] - 24:9
future [1] - 48:17

G

game [1] - 43:11
geared [1] - 27:14
GERALD [1] - 1:21
Gilbert [2] - 41:6
girls [1] - 28:8
given [1] - 55:10
glare [11] - 4:6, 4:12, 8:14, 8:16, 8:22, 9:1, 9:11, 13:3, 13:7, 14:2, 18:20
Glen [3] - 24:18, 25:12, 27:5
God [1] - 26:4
graduate [2] - 29:3, 29:8
graduated [1] - 29:13
grandfathered [2] - 7:17, 7:21
Graue [1] - 3:9
great [10] - 9:15, 16:15, 16:16, 25:13, 27:12, 29:4, 49:21, 50:3, 51:9
greater [1] - 31:10
green [9] - 37:8, 37:9, 37:10, 37:11, 38:12, 38:21, 49:19, 50:1, 51:10
ground [13] - 10:2, 10:10, 10:11, 10:15, 10:17, 11:4, 12:20, 13:1, 17:8, 17:16, 18:11
guess [2] - 19:11, 34:12
guide [1] - 48:16
guy [2] - 26:3, 26:4
guys [1] - 43:11

H

half [5] - 2:21, 8:9, 14:12, 37:21, 49:20
halide [2] - 41:8, 41:19
hallway [6] - 50:6, 50:8, 50:17, 50:21, 51:6, 51:8
hallways [1] - 50:20
hand [1] - 55:17
happy [1] - 15:21
hard [1] - 16:15
headaches [1] - 30:18
heads [1] - 20:16
hear [2] - 27:18, 44:1
heard [1] - 24:17
Hearing [1] - 2:5
hearing [4] - 1:10, 53:4, 53:5, 54:5
height [5] - 10:13, 11:10, 17:19, 18:6
hell [1] - 33:10
help [5] - 22:13, 40:19, 43:12, 43:13, 51:13
helped [1] - 29:6
helpful [5] - 33:22, 44:1, 45:21, 48:15, 51:19
hereby [1] - 55:5

herein [1] - 55:8
hereto [1] - 55:10
hereunto [1] - 55:17
high [1] - 28:9
High [1] - 51:9
higher [1] - 17:15
highest [1] - 18:11
Hills [5] - 27:9, 32:3, 32:7, 50:19, 51:9
HINSDALE [1] - 1:3
Hinsdale [16] - 1:6, 1:11, 1:12, 2:6, 2:7, 3:8, 11:7, 14:11, 19:5, 20:18, 27:2, 28:2, 28:10, 34:5, 34:10, 47:10
history [1] - 4:18
hitting [1] - 41:11
hold [1] - 45:22
home [2] - 27:3, 28:7
Homer [3] - 24:17, 25:12, 27:5
Honda [2] - 29:16, 29:17
honestly [1] - 43:8
honey [1] - 16:8
honor [1] - 52:7
horizontal [8] - 9:13, 9:22, 12:18, 12:19, 14:19, 15:3, 15:4, 44:8
hotel [1] - 50:15
hotels [1] - 50:4
hour [1] - 1:13
hours [1] - 6:16
house [11] - 16:6, 23:8, 25:22, 26:2, 26:9, 30:2, 41:3, 41:14, 41:18, 42:20, 46:11
houses [1] - 47:16
human [1] - 30:12

I

idea [3] - 15:21, 24:11, 50:3
ideas [2] - 30:10, 32:13
identical [1] - 28:18
identify [1] - 15:22
ILLINOIS [2] - 1:1, 55:1
Illinois [2] - 1:13, 55:5
illuminated [1] - 46:2
illumination [6] - 2:19, 32:20, 34:1, 34:10, 44:21, 50:9
imagine [2] - 2:11, 16:12
immediately [2] - 28:4, 38:6
implement [1] - 50:1
implemented [1] - 50:18
important [2] - 40:20, 52:3
impossible [1] - 46:10
improvement [1] - 9:6
IN [1] - 55:16
inaudible [1] - 15:7
incandescent [2] - 16:3, 35:19
inch [1] - 12:12
inches [1] - 12:6
include [1] - 10:4
included [2] - 11:1, 17:6
including [1] - 17:7
inexpensive [1] - 42:10
ink [1] - 13:5
inside [2] - 29:18, 30:15
installed [4] - 13:11, 14:3, 15:2, 35:12
instead [1] - 16:22
institutional [2] - 19:2, 23:12
intelligent [1] - 29:5
intent [2] - 11:16, 17:20
interesting [1] - 18:4
intriguing [1] - 48:20
intrusive [1] - 20:3
ironically [2] - 26:6, 30:3
irritating [1] - 42:13
issue [7] - 8:16, 8:18, 14:1, 20:7, 26:12, 45:3, 48:18
issues [3] - 8:14, 27:14, 47:17
item [1] - 44:14
items [3] - 4:5, 15:14, 44:3
itself [2] - 22:7, 32:18

J

JABLONSKI [26] - 1:21, 7:8, 7:16, 10:11, 10:16, 11:5, 12:7, 15:15, 15:19, 17:21, 20:5, 23:2, 24:7, 35:18, 35:22, 36:2, 36:9, 44:14, 44:22, 45:8, 52:4, 52:11, 52:14, 53:16, 53:21, 54:14
jerry [1] - 15:13
jet [1] - 8:16
Jim [1] - 53:18
JIM [1] - 1:19
joined [1] - 26:3
JULIE [1] - 1:20
Julie [3] - 9:15, 16:18, 27:2

K

KATHLEEN [2] - 55:3, 55:20
keep [2] - 23:21, 46:11
Kensington [2] - 3:7, 6:10
kept [2] - 4:6, 5:3
kick [2] - 15:19, 48:22
kind [13] - 3:20, 6:17, 30:8, 31:2, 33:17, 34:17, 37:21, 42:1, 44:1, 44:2, 44:8, 50:11, 51:2
kinds [1] - 14:3
knowledge [2] - 28:22, 43:10
known [1] - 28:2
knows [1] - 16:2
KRILLENBERGER [12] - 1:19, 6:2, 6:6, 6:14, 7:3, 7:14, 8:4, 8:10, 14:18, 53:19, 54:7, 54:16

L

LaGrange [1] - 41:5
lamp [4] - 16:21, 17:11, 20:15, 47:19
lamping [7] - 20:12, 20:13, 20:19, 22:1, 22:21, 26:15, 48:19
lampposts [1] - 17:4
lamps [1] - 23:4
land [2] - 6:11, 12:21
Land [6] - 3:8, 3:18, 6:2, 31:14, 34:22, 36:12
lands [1] - 41:14
landscape [1] - 25:19
language [2] - 8:5, 14:7
last [1] - 29:9
late [1] - 2:18
Lazar [1] - 25:3
learn [2] - 24:14, 40:19
learned [1] - 25:15
learning [1] - 24:5
least [7] - 22:17, 25:9, 30:8, 32:12, 33:14, 43:11, 47:10
leave [1] - 53:7
LED [13] - 8:15, 18:15, 18:18, 19:6, 21:1, 21:7, 23:3, 35:8, 35:20, 36:1, 40:7, 41:21
LEDs [1] - 41:10
left [1] - 47:19
legal [1] - 52:12
lengthier [1] - 5:1
less [2] - 5:12, 34:11
level [5] - 32:19, 33:8, 34:1, 34:18, 50:9
levels [3] - 31:20, 34:14, 44:21
life [1] - 29:2
light [38] - 3:15, 8:18, 9:18, 13:8, 14:22, 15:1, 15:2, 16:3, 17:19, 18:19, 20:3, 21:21, 22:3, 22:5, 22:7, 22:16, 23:3, 23:6, 24:8, 30:21, 33:8, 34:11, 38:6, 38:15, 40:9, 40:15, 40:16, 41:1, 41:2, 41:10, 41:16, 41:20, 42:21, 43:1, 43:5, 45:4, 46:14, 47:5
lighting [31] - 2:10, 2:17, 3:9, 3:16, 3:19, 4:9, 5:5, 5:18, 5:22, 7:17, 7:18, 8:21, 11:21, 13:6, 13:9, 17:9, 23:5, 24:10, 24:18, 25:5, 25:19, 28:19, 28:20, 31:20, 32:19, 36:10, 40:17, 47:12, 50:6, 52:8, 52:11
lights [27] - 3:21, 7:21, 14:12, 16:6, 18:14, 18:17, 19:3, 19:6, 23:8, 24:6, 26:13, 26:16, 26:17, 26:20, 29:18, 29:20, 35:3, 38:17, 39:19, 41:8, 41:19, 42:7, 42:14, 49:15, 50:6, 50:16, 50:21
line [14] - 2:22, 3:14, 4:11, 7:15, 8:8, 8:17, 8:20, 11:16, 11:17, 12:16, 13:5, 44:6, 46:5, 46:11
list [1] - 44:2
listed [3] - 42:3, 42:16, 51:16
lit [1] - 41:19
literally [1] - 8:22
live [1] - 28:1
location [1] - 46:4
look [9] - 11:11, 25:11, 30:9, 34:5, 34:21, 42:1, 45:6, 45:18, 47:5
looked [3] - 17:3, 24:19, 47:12
looking [2] - 34:6, 34:22
looks [1] - 26:4
love [2] - 27:17, 43:10
low [2] - 15:4, 50:9
low-level [1] - 50:9
lumen [7] - 9:20, 11:19, 11:20, 11:22, 12:13, 23:6, 32:11
lumens [31] - 3:17, 16:10, 20:6, 30:20, 30:21, 30:22, 31:1, 31:16, 32:5, 32:6, 32:17, 33:4, 33:9, 33:13, 34:20, 36:3, 36:5, 37:15, 37:17, 37:21, 38:10, 39:2, 39:8, 44:15, 44:22, 45:1, 45:12, 48:14, 49:18
luminaire [6] - 10:3, 15:5, 16:22, 17:8, 18:5
luminaires [1] - 17:15

M

manner [1] - 18:7
Mariano's [1] - 50:12
Mark [3] - 25:18, 26:5, 28:15
MARK [1] - 1:22
mark [1] - 26:22
massive [3] - 35:8, 35:21, 36:6
Matter [1] - 1:5

matter [1] - 1:11
matters [1] - 55:9
max [1] - 3:12
maximum [6] - 31:12, 31:13, 32:19, 33:8, 34:20, 39:8
mean [9] - 12:21, 13:10, 15:4, 16:2, 18:18, 29:3, 37:7, 39:6
means [6] - 9:1, 13:4, 42:4, 42:16, 43:2, 55:11
measure [1] - 17:20
measurement [2] - 10:1, 12:10
measurements [2] - 16:14, 17:7
measuring [1] - 18:18
mechanical [2] - 17:3, 17:9
mechanism [1] - 23:18
meet [4] - 19:4, 19:13, 29:1, 46:15
meeting [3] - 9:9, 53:12, 53:15
Member [6] - 1:17, 1:18, 1:19, 1:20, 1:21, 1:22
MEMBERS [1] - 1:15
memo [1] - 13:6
mention [2] - 32:15, 42:3
metal [2] - 41:8, 41:19
meter [3] - 33:1, 45:1
metric [2] - 3:1, 45:2
Michigan [1] - 26:8
middle [2] - 14:13, 42:7
midwest [1] - 29:18
might [9] - 6:15, 9:8, 13:16, 16:21, 34:14, 46:9, 46:10, 46:11, 52:15
Mike [1] - 5:8
mile [1] - 41:7
miles [1] - 41:7
Mill [1] - 3:9
million [1] - 29:8
mind [1] - 20:11
minimum [1] - 45:15
minutes [1] - 51:6
missed [2] - 13:16, 44:5
mistaken [1] - 18:16
mode [3] - 39:4, 39:5, 39:8
model [1] - 43:17
modify [1] - 36:15
modifying [2] - 31:8, 31:9
money [3] - 16:5, 42:10, 52:15
most [2] - 20:13, 45:11
motion [7] - 38:7, 49:3, 49:8, 53:4, 53:10, 54:5, 54:7
mounted [1] - 42:22
move [1] - 22:4
moved [2] - 25:21, 53:16
moving [3] - 18:13, 22:3, 49:15
MR [103] - 1:16, 1:19, 1:21, 1:22, 2:2, 2:13, 4:8, 5:1, 5:17, 5:20, 6:1, 6:2, 6:4, 6:6, 6:10, 6:14, 6:18, 7:3, 7:8, 7:14, 7:16, 8:4, 8:10, 9:7, 10:11, 10:16, 11:5, 12:7, 13:12, 13:14, 14:6, 14:18, 15:12, 15:15, 15:19, 17:21, 20:5, 21:3, 21:6, 21:12, 23:2, 24:7, 25:20, 26:1, 27:1, 27:13, 27:22, 28:6, 28:15, 29:16, 30:4, 31:9, 31:13, 31:21, 32:21, 33:11, 35:5, 35:11, 35:18, 35:20, 35:22, 36:1, 36:2, 36:5, 36:9, 36:17, 36:20, 37:3, 38:9, 39:5, 39:9, 39:16, 39:21, 40:2, 43:19, 44:14, 44:22, 45:8, 45:14, 49:1, 49:5, 49:7, 49:10, 50:3, 50:11, 50:18, 51:4, 52:1, 52:4, 52:9, 52:11, 52:13, 52:14, 53:8, 53:13, 53:16, 53:19, 53:21, 54:2, 54:7, 54:11, 54:14, 54:16
MS [96] - 1:17, 1:18, 1:20, 5:15, 5:18, 5:21, 6:22, 7:6, 8:19, 9:3, 9:8, 9:10, 10:6, 10:12, 10:18, 10:22, 11:2, 11:8, 11:11, 11:14, 11:19, 12:2, 12:11, 12:18, 12:20, 13:2, 13:13, 13:15, 13:20, 14:11, 14:17, 16:17, 16:19, 17:17, 18:1, 18:8, 18:12, 19:3, 19:16, 19:22, 20:9, 20:17, 20:22, 21:9, 21:15, 22:2, 22:6, 22:11, 22:17, 23:1, 23:7, 23:11, 23:14, 23:21, 24:3, 24:9, 24:17, 24:20, 25:1, 25:3, 25:4, 25:8, 25:9, 25:11, 25:21, 26:19, 27:16, 33:18, 36:7, 38:7, 43:16, 46:3, 46:6, 46:12, 46:19, 47:1, 47:4, 47:18, 47:21, 48:3, 48:5, 48:6, 48:10, 48:11, 52:10, 52:18, 52:19, 52:22, 53:17, 53:20, 54:1, 54:3, 54:8, 54:10, 54:12, 54:15
must [4] - 13:9, 19:4, 24:4, 48:3

N

name [1] - 28:1
Naperville [1] - 29:12
Navara [1] - 29:13
necessarily [1] - 31:5
necessary [3] - 2:16, 17:1, 17:9
need [12] - 9:16, 12:10, 12:15, 19:12, 34:12, 37:15, 38:14, 39:1, 40:8, 45:15, 49:3, 49:18
needed [1] - 19:14
needs [2] - 10:6, 18:21
neighbor [1] - 24:2
neighbors [5] - 14:2, 14:16, 19:9, 19:22, 41:17
neighbors ' [2] - 41:3, 41:18
nervous [1] - 41:9
never [1] - 50:16
new [10] - 7:2, 7:13, 20:10, 20:16, 21:9, 21:18, 23:4, 41:12, 41:21, 46:20
next [5] - 2:5, 30:2, 41:14, 42:20, 53:12
Nick [3] - 27:20, 28:1, 44:1
Nick's [1] - 44:11
night [9] - 19:17, 22:10, 23:9, 23:15, 23:16, 25:14, 39:17, 42:7, 42:13
nightmare [1] - 19:7
nights [1] - 7:11
nighttime [6] - 31:15, 31:21, 31:22, 38:4, 49:6, 49:17
nobody [4] - 37:14, 39:2, 47:4, 50:21
nobody's [2] - 37:20, 51:6
noncompliant [1] - 46:17
none [1] - 53:4
normal [5] - 34:2, 34:10, 34:13, 34:16, 39:13
normally [1] - 30:22
north [2] - 26:18, 47:14
North [1] - 28:1
Northwestern [1] - 29:8
notarial [1] - 55:17
Notary [2] - 55:4, 55:21
notes [1] - 55:15
noticed [1] - 24:10
notified [3] - 19:9, 20:1
Notre [4] - 26:9, 29:3, 29:7, 29:13
November [3] - 53:13, 53:15, 55:18
nowadays [1] - 37:7
number [1] - 44:17
Number [2] - 29:12, 29:17
numbers [1] - 4:19

O

o'clock [4] - 7:19, 16:14, 32:4, 39:17
Oak [3] - 3:9, 27:10, 28:1
oath [1] - 27:21
obviously [1] - 27:2
October [1] - 1:13
OF [5] - 1:1, 1:2, 1:9, 55:1, 55:2
offered [2] - 4:17, 54:19
often [1] - 7:9
Ogden [3] - 31:3, 36:19, 37:17
old [2] - 26:8, 41:19
olden [1] - 42:21
once [1] - 35:13
one [15] - 9:9, 11:13, 12:17, 18:9, 24:13, 24:21, 28:13, 29:5, 34:8, 37:1, 37:5, 38:12, 44:14, 49:17
ones [3] - 14:13, 47:3, 48:17
open [2] - 49:13, 53:7
operating [1] - 6:21
operation [3] - 6:16, 34:2, 34:13
operational [1] - 13:11
operations [1] - 39:14
opinion [3] - 5:22, 32:1, 33:17
opposed [1] - 16:11
options [1] - 14:4
orange [1] - 5:6
order [4] - 26:10, 40:5, 40:6, 40:22
ordered [2] - 41:15, 41:16
ordinance [15] - 3:18, 3:19, 6:12, 7:22, 18:21, 19:4, 21:18, 22:15, 24:18, 25:7, 25:12, 25:17, 36:8, 36:12, 36:13
ordinances [3] - 27:11, 43:17, 45:12
Ortho [1] - 3:8
Orthopaedics [7] - 11:7, 14:11, 19:5, 20:18, 34:6, 34:10, 47:11
orthopedic [1] - 30:13
otherwise [1] - 40:21
outdoor [1] - 14:22
outside [4] - 4:21, 26:8, 30:16, 30:17
over-illuminated [1] - 46:2
overkill [2] - 32:1, 33:17
own [1] - 4:15

P

p.m [2] - 1:14, 3:22
pack [1] - 43:3
paddle [2] - 7:8, 7:9
PAGE [2] - 1:2, 55:2
page [5] - 9:12, 9:21, 13:3, 13:6

paid [1] - 16:4
paragraph [3] - 8:20, 9:12, 10:1
Paris [1] - 50:15
Park [1] - 25:10
park [2] - 26:20, 48:6
parking [27] - 14:14, 23:6, 28:5, 28:6, 32:3, 33:16, 34:1, 34:3, 34:11, 34:17, 36:16, 36:19, 37:14, 38:5, 39:19, 44:16, 44:18, 44:20, 45:15, 45:16, 45:19, 47:11, 47:17, 47:22, 48:12, 49:4, 49:13
parts [2] - 17:4, 17:10
pass [1] - 52:13
passed [1] - 24:21
past [3] - 2:16, 6:21, 8:15
patients [1] - 48:8
Pearl [1] - 25:3
Peirce [1] - 25:10
people [11] - 16:11, 26:15, 27:10, 29:21, 33:15, 35:13, 41:9, 42:14, 43:12, 43:13, 49:14
per [8] - 3:17, 20:6, 44:15, 44:22, 45:1, 45:4, 48:14
perceive [1] - 30:12
permission [1] - 31:18
permit [2] - 21:12, 22:16
person [3] - 5:16, 12:11, 29:5
perspective [1] - 49:8
pertaining [1] - 55:10
phone [1] - 51:5
photograph [1] - 26:7
photometric [6] - 2:21, 14:20, 34:21, 45:6, 45:10, 45:22
photometrics [1] - 15:7
phrase [1] - 10:21
pick [3] - 32:12, 36:19, 43:9
plan [9] - 2:21, 4:14, 4:22, 26:3, 34:21, 43:11, 47:7, 47:12, 48:16
PLAN [1] - 1:3
Plan [1] - 1:11
plane [8] - 9:13, 9:22, 12:18, 12:19, 14:20, 15:3, 15:4, 44:8
Planner [1] - 2:2
planning [6] - 3:4, 5:8, 5:16, 14:10, 19:8, 30:7
plans [2] - 45:10, 45:22
play [3] - 7:8, 28:9, 33:3
plugged [1] - 35:6
plus [1] - 34:20
point [2] - 18:11, 36:16
points [1] - 44:4
pole [9] - 10:3, 10:17, 10:19, 18:4, 18:5, 18:6, 47:5, 47:19, 49:12
poles [2] - 20:16, 46:4
police [1] - 51:11
polluting [2] - 40:13, 43:5
pollution [4] - 18:19, 20:3, 41:1, 43:6
positive [2] - 15:16, 15:18
possible [2] - 33:20, 43:16
possibly [1] - 51:16
post [5] - 10:7, 16:21, 17:2, 17:11, 17:15
power [3] - 2:18, 36:2, 49:21
practical [2] - 38:22, 50:2
PRESENT [2] - 1:15, 2:1
presenting [1] - 43:12
president [2] - 28:11, 28:19
pretty [7] - 11:4, 11:5, 15:21, 27:6, 31:4, 32:8, 33:5
previous [2] - 3:17, 55:6
previously [1] - 27:20
problem [2] - 18:2, 37:2
problems [2] - 4:21, 41:1
proceedings [1] - 54:18
PROCEEDINGS [1] - 1:9
project [2] - 3:7, 3:8
projects [1] - 3:5
prompted [1] - 25:11
properties [1] - 19:2
property [6] - 8:17, 11:16, 11:17, 44:6, 46:5, 46:10
proposed [7] - 2:7, 3:2, 3:22, 6:7, 9:21, 24:21, 25:12
proposing [2] - 3:11, 30:6
proven [1] - 2:16
provide [1] - 4:1
public [4] - 27:18, 45:19, 53:5, 54:5
Public [3] - 2:5, 55:4, 55:21
pulsate [2] - 42:8, 42:12
purposes [2] - 7:18, 16:15
push [1] - 49:22
pushed [1] - 35:2
put [23] - 4:12, 8:2, 10:13, 20:16, 21:4, 21:6, 21:9, 23:15, 30:22, 31:4, 35:7, 35:17, 36:22, 37:12, 37:19, 38:11, 38:20, 40:5, 40:8, 42:3, 42:16, 43:2
putting [7] - 26:13, 33:15, 37:22, 38:1, 40:4, 41:10, 43:21

Q

quality [3] - 42:5, 42:11, 42:16
questions [6] - 4:3, 9:2, 29:6, 29:10, 29:21, 43:9
quick [2] - 32:14, 41:4

R

radius [1] - 49:12
rather [1] - 33:4
rays [1] - 15:2
re [8] - 20:12, 20:13, 20:15, 20:19, 22:1, 22:21, 26:15, 48:19
re-lamp [1] - 20:15
re-lamping [7] - 20:12, 20:13, 20:19, 22:1, 22:21, 26:15, 48:19
read [2] - 31:10, 33:2
real [2] - 16:10, 16:13
realize [1] - 33:14
really [30] - 2:16, 4:4, 4:10, 4:15, 5:2, 11:15, 24:18, 25:13, 26:14, 27:12, 30:20, 32:22, 33:14, 35:13, 37:5, 37:6, 37:7, 37:9, 37:10, 37:16, 38:19, 40:3, 40:8, 40:20, 44:19, 45:21, 48:15, 49:22, 50:1, 51:18
reason [1] - 36:22
reasonable [1] - 8:11
received [1] - 54:19
recently [1] - 4:22
recommend [1] - 27:4
recommendation [1] - 3:3
recommendations [1] - 5:11
recommended [3] - 5:13, 34:1, 34:13
recreational [3] - 3:19, 7:18, 34:16
red [2] - 13:5, 13:7
reduced [1] - 55:11
reflected [5] - 8:22, 9:1, 9:11, 13:3, 13:7
reflectivity [1] - 44:7
reflector [1] - 40:4
regular [2] - 18:17, 21:7
regulations [1] - 2:10
related [2] - 2:9, 27:2
relation [1] - 55:9
relevant [1] - 6:15
remains [1] - 20:13
remember [6] - 18:1, 20:22, 26:19, 47:9, 48:1, 50:13
reminiscent [1] - 3:20
repeated [1] - 5:3
replacement [4] - 20:21, 21:20, 21:21, 22:22
replacing [1] - 48:18
REPORT [1] - 1:9
report [1] - 14:20
Reporter [1] - 55:4
request [1] - 52:13
requested [1] - 2:15
require [1] - 21:22
requirement [1] - 8:2
requiring [1] - 3:22
resident [1] - 25:1
residential [7] - 3:12, 3:14, 4:11, 6:5, 8:8, 16:15, 23:10
residents [1] - 40:12
response [1] - 53:3
restricting [1] - 33:7
restrictive [1] - 27:11
resubmitted [1] - 7:1
retired [2] - 5:15, 52:5
review [1] - 47:7
reviewing [1] - 45:22
revise [1] - 52:20
rid [1] - 26:11
Ridge [1] - 27:9
road [1] - 37:18
robber [2] - 38:4, 38:16
roll [1] - 51:21
room [1] - 9:5
Rover [7] - 3:8, 3:18, 6:2, 6:11, 31:14, 34:22, 36:12
row [1] - 28:2
run [1] - 43:13
running [1] - 28:14

S

safe [1] - 34:9
safety [1] - 39:11
sales [1] - 29:9
Salt [3] - 3:20, 6:3, 6:14
Saturday [1] - 26:7
save [1] - 42:10
saving [1] - 38:13
saw [3] - 26:3, 30:5, 47:8
scares [1] - 38:16
School [1] - 51:9
school [8] - 3:7, 28:9, 29:4, 32:2, 32:7, 45:17, 49:4, 50:19
scientific [1] - 16:13
screwing [1] - 40:1
seal [1] - 55:18
sealed [1] - 23:6
second [7] - 9:12, 9:20, 9:21, 44:8, 46:1, 53:17, 54:8
Section [1] - 2:10
section [1] - 50:12
Sections [1] - 2:8
security [12] - 3:16, 4:9, 31:19, 31:22,

32:18, 34:18, 36:9, 39:3, 39:6, 39:8, 48:22
see [9] - 8:17, 15:6, 17:5, 23:5, 26:4, 31:2, 42:5, 42:6, 42:21
seeing [2] - 35:1, 50:14
seem [1] - 23:20
sees [1] - 38:16
sell [2] - 34:8, 39:12
senior [1] - 28:16
sense [2] - 29:5, 44:20
sensitive [1] - 14:9
sensor [1] - 49:8
sensors [1] - 49:3
separate [1] - 18:7
servant [1] - 52:5
service [1] - 29:10
set [7] - 3:4, 4:15, 5:4, 23:4, 51:4, 51:5, 55:17
setback [1] - 46:7
setbacks [1] - 46:15
seven [1] - 28:8
share [2] - 28:21, 43:10
shield [1] - 14:4
shielded [1] - 15:1
shielding [1] - 8:15
shields [8] - 4:12, 13:17, 14:3, 14:12, 14:21, 44:10, 44:13, 47:14
shirt [1] - 33:1
shocked [1] - 47:22
shockingly [1] - 9:17
shoot [3] - 40:9, 40:15, 42:22
shooting [2] - 41:2, 41:3
shoots [2] - 41:16, 43:3
shorthand [2] - 55:12, 55:15
Shorthand [1] - 55:4
show [2] - 37:9, 49:21
showing [3] - 2:21, 11:10, 38:21
shows [1] - 38:12
shut [1] - 4:10
shutoff [2] - 3:19, 3:22
shuttle [1] - 48:2
side [3] - 26:17, 26:18, 47:10
simple [1] - 43:8
simplify [1] - 22:13
situation [1] - 47:8
size [1] - 44:16
Skokna [2] - 27:20, 28:1
SKOKNA [30] - 27:22, 28:6, 28:15, 29:16, 30:4, 31:9, 31:13, 31:21, 32:21, 33:11, 35:5, 35:11, 35:20, 36:1, 36:5, 36:17, 36:20, 37:3, 38:9, 39:5, 39:9, 39:16, 39:21, 40:2, 45:14, 49:5, 49:10, 50:18, 51:4, 52:9
skunk [1] - 39:19
sky [11] - 8:21, 9:1, 9:11, 13:2, 13:7, 25:14, 25:17, 42:18, 43:2, 44:7, 51:16
sleep [1] - 37:22
small [2] - 26:14, 44:18
smaller [1] - 14:14
someone [8] - 38:4, 38:14, 38:17, 39:22, 40:21, 50:16, 51:7, 52:5
somewhere [1] - 17:6
son [1] - 26:6
son's [1] - 26:9
sons [1] - 28:13
soon [2] - 32:4, 38:5
sorry [1] - 23:11
source [1] - 8:18
south [4] - 28:4, 28:6, 47:10
spaces [1] - 48:1
special [1] - 31:17
specialized [1] - 52:19
specifically [1] - 44:10
specify [3] - 38:1, 40:16, 42:15
specifying [1] - 41:21
spectacular [1] - 8:6
spell [1] - 21:20
spelling [1] - 22:20
spend [2] - 52:15
spent [1] - 16:5
spoken [1] - 24:12
sports [1] - 34:15
spots [2] - 49:2, 49:9
Springs [1] - 27:9
square [3] - 44:22, 45:1, 48:14
ss [2] - 1:1, 55:1
staff [6] - 15:11, 19:10, 19:21, 20:1, 22:9
stairwells [1] - 50:8
stance [1] - 15:20
standard [1] - 12:10
start [3] - 9:15, 16:16, 52:22
starting [1] - 9:22
starts [1] - 7:9
State [1] - 55:5
STATE [2] - 1:1, 55:1
state [3] - 21:22, 28:20, 37:18
station [1] - 51:11
stay [2] - 23:15, 49:16
steal [1] - 38:15
step [5] - 9:4, 18:13, 24:2, 27:12, 50:9
STEPHEN [1] - 1:16
still [2] - 8:13, 25:18
stopped [1] - 26:20
straw [2] - 37:10, 37:11
Street [1] - 3:9
street [2] - 5:5, 23:8
streetlight [2] - 31:2, 37:17
strong [1] - 15:9
structure [3] - 26:21, 36:19, 46:14
structures [1] - 46:13
struggling [1] - 14:2
study [1] - 43:20
stuff [3] - 40:20, 40:21, 43:8
subject [1] - 36:15
suddenly [1] - 48:22
suggest [1] - 52:4
Supply [2] - 28:12, 28:18
switch [2] - 3:14, 13:9
switching [1] - 23:3
sworn [1] - 55:8

T

tall [1] - 47:19
technologies [1] - 2:17
technology [3] - 8:5, 14:19, 27:3
temperature [6] - 3:6, 3:13, 4:6, 5:2, 16:1, 16:6
temperatures [2] - 2:19, 16:2
ten [1] - 28:8
tennis [5] - 3:21, 41:5, 41:8, 41:15
test [1] - 14:20
testify [1] - 55:9
testimony [4] - 1:10, 36:20, 55:7, 55:10
TESTIMONY [1] - 55:16
text [7] - 2:7, 2:15, 3:2, 31:7, 40:6, 40:17, 51:22
Text [1] - 1:7
texted [1] - 26:6
THE [1] - 1:3
thereafter [1] - 55:12
thinking [1] - 38:17
third [3] - 6:13, 8:20, 13:5
thousand [2] - 41:7, 41:12
three [2] - 6:9, 28:8
tightened [1] - 9:5
timing [1] - 51:21
today [1] - 47:22
together [1] - 43:21
tons [1] - 25:15
took [1] - 41:7
top [6] - 10:3, 10:16, 12:21, 17:14, 18:5, 49:10
totally [1] - 34:7
towards [1] - 27:14
tower [1] - 17:21
town [1] - 43:13
towns [1] - 42:5
tracks [1] - 26:18
transcribed [1] - 55:12
transcript [1] - 55:14
translate [1] - 2:20
trespass [1] - 9:19
tricky [2] - 32:22, 46:17
trigger [3] - 20:8, 20:12, 22:21
triggers [2] - 20:11, 48:19
trucks [1] - 24:10
true [2] - 33:11, 55:14
trustee [1] - 25:2
truth [1] - 55:9
try [1] - 29:10
trying [10] - 16:11, 27:4, 34:8, 34:9, 34:19, 38:14, 39:12, 43:7, 49:19, 49:22
turned [3] - 7:19, 35:10, 35:11
Twin [2] - 28:12, 28:17
twin [2] - 28:18, 29:7
twins [1] - 29:9
two [7] - 29:9, 34:7, 41:7, 42:12, 47:9, 47:10, 52:21
type [20] - 34:3, 40:7, 40:9, 40:10, 40:11, 40:14, 40:16, 40:18, 40:22, 41:16, 41:21, 41:22, 44:12, 49:3, 51:15
types [1] - 34:14
typewritten [1] - 55:13
typical [2] - 2:18, 20:15
typically [2] - 22:9, 45:11

U

uncomfortable [1] - 47:13
under [3] - 6:8, 9:21, 13:6
unfortunately [1] - 35:6
unit [4] - 12:8, 17:9, 23:6, 45:4
Unitarian [1] - 23:13
units [2] - 2:18, 16:10
unless [2] - 36:15, 50:16
unreasonable [1] - 8:1
up [14] - 3:7, 4:6, 9:5, 17:20, 23:16, 24:12, 25:12, 30:22, 31:16, 38:15, 39:14, 41:19, 45:2, 45:3
update [1] - 3:9
upfront [1] - 6:10
urge [1] - 41:22
uses [2] - 34:15, 34:16

V

Valley [2] - 29:16, 29:17
various [2] - 3:5, 55:7
vehicle [1] - 34:8
versus [3] - 34:6,

48:18, 49:4
vice [1] - 28:11
vice-president [1] - 28:11
village [15] - 2:13, 3:5, 3:11, 4:14, 5:21, 18:14, 19:8, 19:21, 20:1, 21:10, 23:18, 37:8, 38:22, 49:22
Village [3] - 1:6, 2:2, 2:6
villages [3] - 8:7, 25:16, 43:18
violation [2] - 7:10, 21:14
visible [1] - 26:17
volunteer [1] - 52:9

W

wait [1] - 45:22
wake [1] - 23:16
walk [2] - 50:7, 50:19
walks [2] - 39:19, 51:7
wall [4] - 42:20, 42:22, 43:3
wants [1] - 47:4
warm [1] - 16:3
wasting [1] - 49:18
water [1] - 6:8
watt [3] - 35:8, 41:8, 41:12
watts [3] - 16:11, 31:17, 50:22
wavelength [1] - 7:7
wearing [1] - 33:1
website [1] - 25:13
week [1] - 7:11
west [1] - 26:13
Western [1] - 27:9
Westmont [1] - 51:10
WHEREOF [1] - 55:16
WHICH [1] - 54:17
whichever [1] - 17:15
white [1] - 33:1
whoa [1] - 24:11
whole [2] - 23:3, 30:15
wife [1] - 16:7
willing [1] - 6:11
WILLOBEE [11] - 1:22, 25:20, 26:1, 27:1, 27:13, 49:1, 49:7, 50:3, 50:11, 54:2, 54:11
Winnetka [2] - 5:15, 27:10
withdrew [1] - 6:18
witnesses [2] - 55:8, 55:11
wonderful [1] - 16:10
word [4] - 9:19, 9:20, 11:12, 18:9
wording [1] - 15:9
writing [2] - 13:8, 55:11

Y

yard [1] - 40:13
year [2] - 29:9, 42:11
years [7] - 2:17, 18:1, 21:8, 25:8, 26:16, 50:6, 52:21
yellow [3] - 5:6, 28:7, 30:11
YU [23] - 2:2, 2:13, 4:8, 5:1, 5:17, 5:20, 6:1, 6:4, 6:10, 6:18, 9:7, 13:12, 13:14, 14:6, 15:12, 21:3, 21:6, 21:12, 43:19, 52:1, 52:13, 53:8, 53:13

Z

Zoning [1] - 2:8
zoning [2] - 3:1, 7:22

(Each square block represents one mounting height, MH)

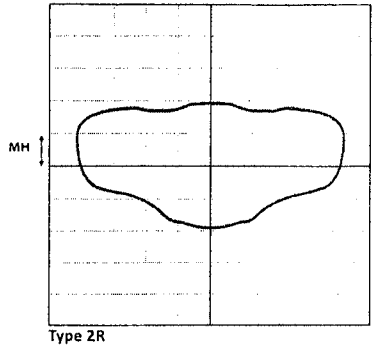

Type 2R

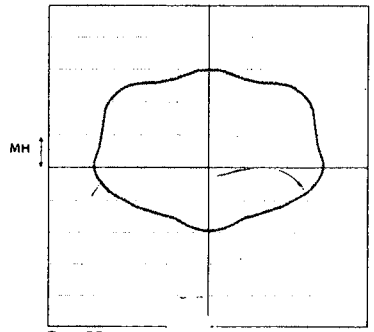

Type 3F

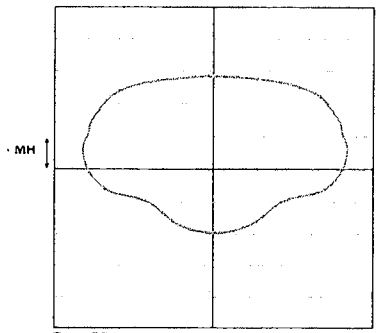

Type 3R

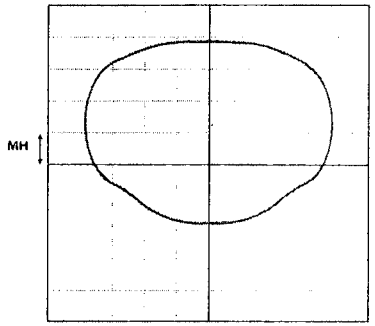

Type 4

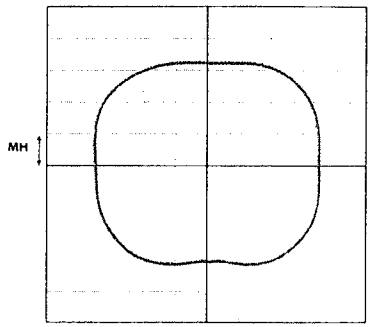

Type 5

Attachment 6

What is the difference between Lumens, Kelvins and Watts?

(source: https://www.earthled.com)

Posted by **Sales Team** on **Aug 19, 2016**

When shopping for LED bulbs you will frequently see three key specifications mentioned **Lumens**, **Kelvin** and **Watts**. It is quite common for shoppers to get confused about the differences between these terms.

Lumens

Lumens is a measurement of total light output or in other words the brightness of the bulb. More lumens means it's a brighter light; fewer lumens means it's a dimmer light.

Lumens are to light what

Pounds are to bananas

Gallons are to milk

Lumens let you buy the amount of light you want. So when buying your new bulbs, *think lumens, not watts.*

The brightness, or lumen levels, of the lights in your home may vary widely, so here's a **rule of thumb:**

To replace a 100-watt incandescent bulb, look for a bulb that gives you *about* 1600 lumens. If you want something dimmer, go for less lumens; if you prefer brighter light, look for more lumens.

Replace a 75W bulb with an LED bulb that gives you about 1100 lumens

Replace a 60W bulb with an LED bulb that gives you about 800 lumens

Replace a 40W bulb with an LED bulb that gives you about 450 lumens

Kelvin

Kelvin is a measurement used to describe the color temperature of a light source. This is the specification that gives a description of the warmth or coolness of a light source. When a piece of metal is heated, the color of light it emits will change. This color begins as red in appearance and graduates to orange, yellow, white, and then blue-white to deeper colors of blue. The temperature of this metal is a physical measure in degrees Kelvin or absolute temperature. While lamps other than incandescent such as LEDs do not exactly mimic the output of this piece of metal, we utilize the correlated color temperature (or Kelvins) to describe the appearance of that light source as it relates to the appearance of the piece of metal (specifically a black body radiator).

By convention, yellow-red colors (like the flames of a fire) are considered warm, and blue-green colors (like light from an overcast sky) are considered cool. Confusingly, higher Kelvin temperatures (3600–5500 K) are what we consider cool and lower color temperatures (2700–3000 K) are considered warm. Cool light is preferred for visual tasks because it produces higher contrast than warm light. Warm light is preferred for living spaces because it is more flattering to skin tones and clothing. A color temperature of 2700–3600 K is generally recommended for most indoor general and task lighting applications. Color Temperature is not an indicator of lamp heat.

Watts and Equivalent Watts

Watts are a measurement of power consumption. With traditional incandescent light sources typically the higher the wattage, the brighter the light. With energy efficient bulbs such as LED this is somewhat different because there is no hard and fast rule to correlate Wattage with output. For example one brand's 9 Watt LED bulb may emit enough Lumens to replace a 60 Watt incandescent but another brand may need to use a less efficient LED, lets say 12 Watts worth to create enough lumens to replace a 60 Watt bulb. This is why as we mention above, it is more important to take a look at Lumens versus Watts.

Many household and commercial fixtures were not designed with LED bulbs in mind. They typically feature warnings that indicate "Fixture designed for a XXX max Watt bulb". These are heat ratings designed to prevent users from placing a higher wattage bulb inside of the fixture than what it was designed for. LED bulbs consume far less wattage and consequently, produce less heat therefore a 60 Watt equal LED bulb could be safely used in a fixture rated for a 40 Watt incandescent, same goes for using a 75 Watt equal LED bulb in a fixture designed for 60 Watt incandescents.

When we describe the "Wattage Equivalent" of a LED bulb this is a simple way of letting shoppers know what level of output this bulb will provide at a glance without having to dive deeper into the Lumen specification but it remains Lumens should be your guide when measuring the total output of a particular light bulb.

PART 20

Outdoor Lighting

[Adopted 6-14-2011 by Ord. No. 11-018; amended in its entirety 4-8-2015 by Ord. No. 15-018]

§ 75-52. Applicability; lighting zones.

A. All zoning lots in all existing zoning districts and in all zoning districts that shall be created after the effective date of this Part 20 shall comply with the provisions of this Part 20 unless specifically exempted herein.

B. For clarity and organization, references are made within this Part 20 to residential district lighting zones, commercial district lighting zones, public district lighting zones and industrial district lighting zones. These lighting zones are defined in § 75-63.

§ 75-53. Conformance.

A. Ordinance compliance. Any existing luminaire or lighting installation used for outdoor lighting in any zoning district that does not presently comply with the requirements of this Part 20 shall be considered a nonconforming use.

B. Criteria requiring compliance for luminaire or light installation removal or replacement. If any of the following criteria occur for a nonconforming luminaire or light installation existing on any zoning lot, then the luminaire or light installation shall be required to comply with the requirements of §§ 75-55B, C, D, E, F, 75-56A, D, 75-57, 75-58 and 75-59A or must be removed within 90 days:

(1) The luminaire is changed or replaced (excluding routine maintenance and bulb replacement of equal light output), except if it is part of a parking lot lighting installation that consists of multiple identical luminaires on one pole; or

(2) The supporting structure for the luminaire is changed or replaced, except if it is a part of a parking lot lighting installation that consists of multiple identical luminaires on one pole; or

(3) The use of the luminaire is resumed after a period of abandonment of more than 180 days. A written request for an extension of this one-hundred-eighty-day time period shall be granted by the Village Board for a period not to exceed an additional 180 days; or

(4) The luminaire is producing glare that is deemed by the Village Manager or designee of the Village Board to create a hazard or nuisance; or

(5) Any nonconforming installation or use is subject to the enforcement provisions contained in § 75-54.

C. Criteria requiring full compliance or complete removal. Any nonconforming luminaire or light installation existing on any zoning lot must fully comply with the requirements of this Part 20 or be completely removed in the event any of the following criteria are met:[1]

(1) If a cumulative total of 25% or more of the nonconforming luminaires or their supporting structures are changed, removed, replaced (excluding routine maintenance and bulb replacement of equal light output), or relocated for any of the following lighting categories: parking lot lighting; building-mounted lighting; landscape lighting; or canopy lighting; then full compliance is required within that lighting category and in compliance with § 75-55A in regard to the whole site.

(2) A "principal structure" (as defined in Chapter 220, Zoning, of the Village Code) on said zoning lot is expanded by an amount equal to or greater than 25% of the total square footage of the structure immediately prior to such expansion shall require full compliance for all building-mounted lighting.

(3) Site improvements which result in an increase of parking spaces by an amount equal to or greater than 25% shall require full compliance for all site lighting.

(4) A property that is zoned A-1 Agricultural or A-2 Rural Residence is rezoned.

§ 75-54. Enforcement.[2]

The Chief Building Official, Deputy Building Official and such other persons who are duly appointed as Code Enforcement Officers are hereby authorized to inspect luminaires and lighting installations in all zoning districts subject to this Part 20 to determine compliance with the applicable provisions and, if necessary, to issue notices of violation to the owner, operator or other person or entity responsible for maintenance of the luminaire or lighting installation, if the

1. **Editor's Note: Amended at time of adoption of Code (see Ch. 1, General Provisions, Art. I).**
2. **Editor's Note: Amended at time of adoption of Code (see Ch. 1, General Provisions, Art. I).**

luminaire or lighting installation fails to comply with the provisions of this Part 20. The notice of violation shall set forth an appropriate time period of not less than 90 days for compliance. In the event the violation is not corrected within the time limits set forth in the notice of violation, proceedings to enforce compliance with the provisions of this Part 20 shall be initiated and conducted in accordance with and pursuant to the provisions of Chapter 1, Article III, Penalties and Enforcement, of the Village Code, which is the Village ordinance establishing a Code Hearing Department for Code violations, or by the filing of an appropriate lawsuit seeking legal and equitable relief in a court of competent jurisdiction.

§ 75-55. Illumination standards.

A. Gross emission of light.

(1) Commercial district, public district and industrial district lighting zones.

(a) The total light output from all luminaires used for outdoor lighting on any zoning lot in a commercial district, public district, and/or industrial district lighting zone shall not exceed 100,000 lumens per net acre. Lighting installations located under canopies shall only contribute 50% toward this limit.

(b) For the purpose of this Part 20, the lamp lumen output is defined as the initial lumen rating declared by the manufacturer, which consists of the lumen rating of a lamp at the end of 100 hours of operation. Appendix A provides a sample calculation of Gross Emission of Light.[3]

(2) Exemptions:

(a) Lighting for outdoor athletic fields on public property, outdoor events, special events.

(b) Emergency egress lighting and lighting required by Village, county, state or federal law.

(c) Street lighting.

(d) Lighting installations for non-internally illuminated signage not exceeding 800 lumens.

B. Light intensity and uniformity.

---

3. Editor's Note: Appendix A is included as an attachment to this chapter.

(1) Commercial district, public district and industrial district lighting zones. During permitted hours of operation as defined within this Part 20, outdoor lighting on any zoning lot in a commercial district, public district or industrial district lighting zone shall meet the following requirements for light level as measured in the plane of the illuminated surface:

(a) Automobile service station pumping areas shall be required to meet a minimum standard of 10 footcandles and not exceed a maximum of 30 footcandles.

(b) Drive-in and drive-through canopies shall not exceed a maximum of 15 footcandles.

(2) Digital outdoor display. The digital outdoor display shall be equipped with a light sensor which shall automatically adjust the luminance of the sign in response to the level of the outdoor lighting in a range between 40 nits during the nighttime hours and 5,000 nits during the daytime hours. Brightness must be measured from the brightest element of the sign's face. The applicant shall provide written certification from the sign manufacturer that the light intensity has been factory pre-set so that it shall not exceed the luminance levels for day and night. Daylight hours are defined as dawn until dusk.

C. Light direction and control. Any luminaire which is used for uplighting on any zoning lot in a residential district, commercial district, public district or industrial district lighting zone shall have the necessary shielding and/or beam-angle control and/or shall be aimed to substantially confine the directed light to the object intending to be illuminated. Uplighting shall only be permitted for landscape lighting, architectural lighting, flag lighting, and lighting of ground-mounted signs that are not internally illuminated. Uplighting applications shall meet the following requirements:

Uplighting Application	**Maximum Inclination**	**Maximum Light Output (lumens)**
Landscape lighting	60°	1,100[3] (up to 45°) 800[4] (up to 60°)
Architectural lighting	45°	1,100[3]

Uplighting Application	Maximum Inclination	Maximum Light Output (lumens)
Flag lighting[1]	60°	1,100[3] (up to 45°) 800[4] (up to 60°)
Sign lighting[2]	45°	1,100[3]

Notes:

[1] The tradition of lowering flags at sunset or the use of a top-mounted fully shielded fixture is encouraged.

[2] Ground-mounted, non-internally illuminated signs only.

[3] Typical 75W incandescent bulb or 50W low-voltage halogen landscape bulb.

[4] Typical 60W incandescent bulb or 35W low-voltage halogen landscape bulb.

(1) Residential district lighting zones.

(a) Any luminaire with a light output exceeding 1,100 lumens which is used for outdoor lighting on any zoning lot in a residential district lighting zone shall have the necessary shielding and/or beam-angle control and/or shall be aimed so that the direction of all directly emitted light is at or below horizontal. Any luminaire output less than what is listed above does not require shielding. If a motion-activated sensor that illuminates the luminaire for no more than five minutes upon activation is used, however, said luminaire shall have a light output of up to 2,200 lumens (or incandescent bulb of 150 watts).

(b) Any luminaire with a light output exceeding 2,200 lumens (or incandescent bulb of 150 watts) which is used for outdoor lighting on any zoning lot in a residential district lighting zone shall have the necessary shielding and/or beam-angle control and/or shall be aimed so that the light source is not visible along any property line, as viewed at a height of 36 inches above grade.

(2) Commercial district, public district or industrial district lighting zones. Except as otherwise stated herein, any luminaire on any zoning lot in a commercial district, public district or industrial district lighting zone which emits light directed at a building, sign, billboard, or other outdoor

feature shall be located at or above the top of said object and be aimed and controlled so that the direction of all emitted light is at or below horizontal and the directed light is substantially confined to the object intended to be illuminated.

D. Light trespass.

(1) Except for street lighting, light emitted from outdoor lighting on any zoning lot shall not cause the light level along any property line, as measured at a height of 36 inches above grade in a plane at any angle of inclination, to exceed the following limits:

Emitting Zoning Lot	**Impacted Zoning Lot**	**Maximum Light Level (footcandles)**
Residential district lighting zone	Residential district lighting zone	0.1
Residential district lighting zone	Commercial district/public district/industrial district lighting zone	0.5
Commercial district/public district/industrial district lighting zone	Residential district lighting zone	0.1
Commercial district/public district/industrial lighting zone	Commercial district/public district/industrial district lighting zone	0.5

(2) The light level at any property used for governmental, recreational and public purposes in all zoning districts shall not exceed 0.1 footcandle at all property lines.

E. Permitted hours for outdoor lighting.

(1) Commercial district, public district and industrial district lighting zones.

(a) Except for street lighting, outdoor lighting (including, but not limited to, parking lot, area, architectural lighting, landscape, etc.) on any zoning lot in a commercial district, public district or industrial district lighting zone is permitted to be lighted between one-half hour before sunset and 10:00 p.m. or one hour after the close of business based on normal hours of operation of the business, whichever is later. Thereafter, for safety and security purposes, security lighting is permissible at a total light output not greater than 25% of the total light output from all outdoor lighting located on the zoning lot during permitted outdoor lighting hours. During security lighting hours, no luminaire shall exceed its light output exhibited during permitted outdoor lighting hours.

(b) Exemptions:

[1] Businesses that are open for 24 hours.

[2] Outdoor athletic fields. Outdoor lighting of the outdoor athletic field of an organized sporting event on public property that is in progress at the close of permitted outdoor lighting hours shall be allowed to remain illuminated until 30 minutes after the conclusion of the event, but no later than 11:00 p.m. No outdoor lighting of the outdoor athletic field for any sport or recreational purpose shall be initiated after 10:00 p.m.

§ 75-56. Luminaire standards.

A. Fully shielded requirement. Except for uplighting applications permitted within this Part 20, any luminaire used for outdoor lighting in a commercial district, public district or industrial district lighting zone shall be a fully shielded luminaire and shall be installed in the proper orientation to achieve fully shielded performance with respect to a horizontal plane. Appendix C provides a depiction of fully shielded light fixtures.[4]

B. Installed height.

(1) The installed height of any luminaire used for outdoor lighting on any zoning lot, except for street lighting, shall not exceed the following limits:

---

4. Editor's Note: Appendix C is included as an attachment to this chapter.

Zoning Lot	Maximum Installed Height* (feet)
Residential district lighting zone	20
Commercial district/public district/industrial district lighting zone	25

Note:

* Installed height is defined as the height above average finished grade of the lowest point on an installed luminaire.

(2) Exemption. A maximum installed height of 50 feet shall be permitted for lighting of outdoor athletic fields on public property in all zoning districts.

C. Street lighting. Any luminaire used for street lighting shall be a fully shielded seventy-watt high-pressure sodium (HPS) luminaire, or lamp equivalent to high-pressure sodium (HPS) in correlated color temperature (CCT) as measured in degrees Kelvin, and shall be installed in the proper orientation to achieve fully shielded performance with respect to a horizontal plane at all public and private streets. Said luminaire, as well as any poles, brackets, supports, and mounting hardware, shall comply with current Village design standards.

D. Light source requirements. All light sources must have a correlated color temperature of 3,000° Kelvin or less.

§ 75-57. Prohibited outdoor lighting.

The following outdoor lighting applications are prohibited in all zoning districts:

A. The use of a laser light source;

B. The use of flickering, flashing, blinking, scrolling, or rotating lights and any illumination that changes intensity;

C. The use of upward-directed lighting, except as otherwise permitted herein;

D. Architectural lighting of any portion of a building or structure with a polished or glass exterior surface that uses uplighting;

E. The use of searchlights;

F. The use of neon light to accent buildings or architectural features;

G. The use of a mercury vapor light source except for existing uses in A-1 or A-2 zoning districts used for "agriculture" as defined in Chapter 220, Zoning, of the Village Code; and

H. Any luminaire creating glare that is deemed by the Village to create a hazard or nuisance.

§ 75-58. Exempt outdoor lighting.

The following outdoor lighting applications are exempt from all requirements of this Part 20:

A. Underwater lighting used for the illumination of swimming pools and fountains;

B. Lighting required by Village, county, state, or federal law, including single-purpose emergency egress lighting on the building;

C. Temporary lighting used for holiday decoration;

D. Decorative yard lighting characterized by a flame source;

E. Portable lighting temporarily used for maintenance or repair that is not deemed by the Village to create a hazard or nuisance;

F. Emergency response lighting used by police, fire-fighting, emergency management, or medical personnel at their discretion as long as the emergency exists;

G. Lighting for Village-approved special events such as carnivals, circuses, festivals, picnics, fairs, civic events, and exhibitions; and

H. Temporary lighting required for road construction or other public improvements.

§ 75-59. Procedural requirements.

A. Plan submission. For subdivision and land development applications where outdoor lighting is required or proposed, or for properties subject to § 75-53B or C of this Part 20, photometric plans shall be submitted to the Village for review and approval.

B. Preliminary plan submission. During the preliminary approval process, a photometric plan is required, which shall indicate the location of each existing and proposed luminaire, the installed height of said luminaires, and the overall light levels in footcandles on the entire zoning lot and the overall light levels in footcandles at the property lines. The plan shall also indicate any existing luminaires; specify the location of said luminaires and the installed height of said luminaires. All luminaires shall be noted on a luminaire schedule, which must be submitted as a part of the plan submission. Appendix B provides a sample luminaire schedule.[5] Additionally, manufacturer's cut sheets must be submitted for each fixture. Please see the definition of "manufacturer's cut sheet" in § 75-63, Definitions, for the complete requirements of what is to be included with a manufacturer's cut sheet submittal.

C. Revisions. If any revisions occur to the photometric plan or to any luminaires between the preliminary and final development approval process, the Village must be notified. A revised photometric plan and manufacturer's cut sheets must also be submitted. Any revisions to any luminaires shall be noted on a luminaire schedule, which must be submitted as a part of the revised plan submission. Appendix B provides a sample luminaire schedule.[6]

D. Final plan submission. During the final approval process, a photometric plan which shows all site lighting must be submitted. This includes all exterior building lighting, parking lot lighting and landscape lighting. The plan shall indicate the location of each existing and proposed luminaire, the installed height of said luminaires, and the overall light levels in footcandles on the entire zoning lot and the overall light levels in footcandles at the property lines. All luminaires shall be noted on a luminaire schedule, which must be submitted as a part of the plan submission. Appendix B provides a sample luminaire schedule. The plan shall also indicate any existing luminaires, specify the location of said luminaires and the installed height of said luminaires. Additionally, manufacturer's cut sheets must be submitted for each fixture. The plan shall include a calculation of the lumens per acre for the site.

E. Post-approval alterations. Post-approval alterations to photometric plans or intended substitutions for approved lighting

---

5. Editor's Note: Appendix B is included as an attachment to this chapter.

6. Editor's Note: Appendix B is included as an attachment to this chapter.

equipment shall be submitted to the Village for review and approval, with all plan submission requirements set forth within this Part 20, prior to installation.

F. Right of inspection. The Village shall have the right to conduct a post-installation inspection to verify compliance with the requirements of this Part 20 and, if appropriate, to require remedial action at the expense of the applicant.

§ 75-60. Administrative variances.

A. The Village Manager or Village Manager's designee shall grant an administrative variance only in cases where it is demonstrated that unusual practical difficulties exist on the subject property, therefore making the full requirements of this Part 20 impractical to implement fully. An administrative variance shall not exceed 5% of the total light output of 100,000 lumens per net acre as defined in § 75-55A, Gross emission of light. An administrative variance shall not be available or applicable for the following requirements of this Part 20:

(1) Light sources above 3,000° Kelvin (§ 75-57, Prohibited outdoor lighting, Subsection H);

(2) Exceeding required light levels at the property line (§ 75-55D, Light trespass);

(3) Non-fully shielded light fixtures (§ 75-56A, Fully shielded requirement);

(4) Exceeding installed fixture height requirement (§ 75-56B, Installed height);

(5) An after-the-fact variance request or to correct a zoning violation.

B. The applicant shall demonstrate with an administrative variance application and supporting evidence that the strict application of the regulations of this Part 20 would produce undue hardship on the applicant and subject property.

§ 75-61. Appeals for variances.[7]

Requests for variances from the requirements of this Part 20 shall be initiated by written application which seeks to vary the provisions of this Part 20. The application requesting a variance shall be

7. **Editor's Note: Amended at time of adoption of Code (see Ch. 1, General Provisions, Art. I).**

accompanied by a fee equal to the fee charged for a zoning variance and shall be submitted to the Plan Commission for initial consideration. The application shall indicate the specific provisions of this Part 20 which the applicant seeks to vary. The Plan Commission shall schedule a public hearing concerning the application. The public hearing shall be conducted in accordance with the notice and hearing requirements of Chapter 220, Zoning, of the Village Code as they pertain to and concern public hearings for variances. The Plan Commission shall also establish appropriate procedures and filing requirements for the applicants requesting variances to follow. After the Plan Commission conducts the public hearing, it shall make a written, recommendation to the Village Board concerning the requested variance. Without further public hearing, the Village Board shall grant, deny or amend the recommendation for variance.

§ 75-62. Violations and penalties.

Any person, firm, corporation or business entity who or which violates any provision of this Part 20 shall be subject to a fine of not less than $250 and not more than $1,000 for each separate offense. A separate offense shall be deemed committed on each day a violation occurs or continues to occur.

§ 75-63. Definitions.

As used in this Part 20, the following terms shall have the meanings indicated:

ABANDONMENT — Discontinuance in the usage of a lighting installation, or portion thereof, with no intention to resume the usage of such lighting. A lighting installation or portion thereof that has not been operated for a period of 180 days or longer shall be considered to be abandoned.

ADMINISTRATIVE VARIANCE — An administrative dispensation, reviewed and approved by the Village Manager or Village Manager's designee, permitted on individual parcels or property as a method of alleviating unnecessary hardship by allowing a reasonable use of the building, structure or property, which, because of unusual or unique circumstances or the regulating standards of other regulating agencies, is denied by the terms of this Part 20.

ARCHITECTURAL LIGHTING — Outdoor lighting directed at buildings, facades, structures, monuments, and other architectural features.

AUTOMOBILE SERVICE STATION (GAS STATION) — Any building or premises used for dispensing or offering for sale automotive fluids

or oils, having pumps and underground storage tanks; also, where battery, tire, and other similar services are rendered, but only if rendered wholly within a building. Automobile service stations shall not include the sales or storage (new or used) of automobiles, trailers, or other vehicles. Automobile service stations shall include mini-marts as a special use.

AUTOMOBILE SERVICE STATION PUMPING AREA — The drivable surface of an automobile service station, in the immediate vicinity of a fuel pump, where vehicles are parked during fueling.

BILLBOARD — A surface whereon advertising matter is set in view conspicuously and which advertising does not apply to premises or any use of premises wherein it is displayed or posted.

CANOPY — A roofed structure that is open on at least three sides and typically provides protection from the sun or weather, which is associated with the sale of commercial goods or services.

COMMERCIAL DISTRICT LIGHTING ZONE — A lighting area on any zoning lot in a commercial zoning district that is used typically relating to, concerning or arising from the sale or provision of goods or services.

CORRELATED COLOR TEMPERATURE — Specification of the color appearance of the light emitted by a lamp, relating its color to the color of light from a reference source when heated to a particular temperature, measured in degrees Kelvin (K).

DIGITAL OUTDOOR DISPLAY — Digital signs using technologies such as LCD and LED to display content.

EMERGENCY EGRESS LIGHTING — A battery-backed lighting device designed to come on automatically when a building experiences a power failure or emergency.

FOOTCANDLE — A unit of measure of the intensity of light falling on a surface, equal to one lumen per square foot.

FULLY SHIELDED — A light fixture or luminous tube constructed and mounted such that all light emitted by the fixture or tube, either directly from the lamp, tube, or a diffusing element, or indirectly by reflection or refraction from any part of the light fixture, is projected below the horizontal. If the lamp or tube, any reflective surface, or lens cover (clear or prismatic) is visible when viewed from above or directly from the side, from any angle around the fixture or tube, the fixture or tube is not fully shielded. Examples of fully shielded light fixtures include, but are not limited to, those illustrated in Appendix C.[8] (Note: To be fully shielded, these fixtures must be closed on top and mounted such that the bottom opening is horizontal.)

GLARE — A visual disturbance produced by a distinct light source within the visual field that is sufficiently brighter than the level to which the eyes are adapted.

HID LIGHTING — A high-intensity discharge family of lighting that includes high-pressure sodium, fluorescent, mercury vapor, and metal halide type bulbs.

ILLUMINANCE — The amount of visible light, as measured in lumens, falling onto a unit of surface area, correlating to the perception of brightness by the human eye. Illuminance is typically measured in lumens per square foot (footcandles) or lumens per square meter (lux).

INDUSTRIAL DISTRICT LIGHTING ZONE — A lighting area on any zoning lot in an industrial zoning district that is used typically relating to, concerning or arising from the manufacturing, assembling, fabrication, finishing, packaging, or processing of goods.

INSTALLED HEIGHT — The height above average finished grade of the lowest point on an installed luminaire.

INTERNALLY ILLUMINATED SIGN — A sign illuminated by a light source internal to the sign enclosure which is not directly visible externally. For the purposes of this Part 20, a neon-light sign is considered to be an internally illuminated sign.

KELVIN — A unit increment of temperature and is used as a color temperature scale of a light bulb (symbol "K").

LAMP — The source of light being emitted from a luminaire, such as a bulb.

LANDSCAPE LIGHTING — Outdoor lighting directed at trees, shrubs, plants, flower beds, fountains, gardens, and other natural or landscaped features.

LIGHT — Electromagnetic radiation within a range of wavelengths sufficient for visual perception by the normal, unaided human eye.

LIGHTING CATEGORIES —

A. BUILDING LIGHTING — All luminaires mounted on or used to illuminate the exterior of a building, including any luminaires under the roofline.

B. CANOPY LIGHTING — All luminaires mounted to and used to illuminate the area under a canopy.

---

8. Editor's Note: Appendix C is included as an attachment to this chapter.

C. LANDSCAPING LIGHTING — All luminaires used to illuminate landscaped areas, site features, sidewalk areas, fencing or any exterior site improvements, excluding the building and parking lot.

D. PARKING LOT LIGHTING — All luminaires used to illuminate the parking lot.

LIGHTING INSTALLATION — An arrangement of one or more luminaires, including any mounting hardware, brackets, and supporting structures.

LIGHT LEVEL — See "illuminance."

LUMEN — The unit used to measure the amount of light which is produced by a lamp.

LUMINAIRE — An individual lighting assembly, including the lamp and any housings, reflectors, globes, lenses, shields or other components designed to block or distribute light. For the purposes of this Part 20, an internally illuminated sign is not considered a luminaire.

LUMINANCE — A measure of the brightness of a surface which is emitting light. The unit of measurement most commonly used is candelas per square meter, often referred to as "nits" in the United States (1 nit = 1 cd/m^2). The nocturnal appearance and environmental effect of objects such as internally lit signs shall be analyzed both by total light output (lumens) and by their surface brightness (nits).

LUMINANCE METER (or NIT GUN) — A special instrument that directly measures luminance.

MANUFACTURER'S CUT SHEET — A description of each luminaire identified in the site plan, including the manufacturer, part number, model number, a photograph or catalog cut, correlated color temperature (CCT), photometric data verifying any compliance requirements specified within this Part 20, light output in initial lumens, shielding or glare reduction devices, lamp type, on/off control devices and the location of each luminaire as identified in the site plan.

MOTION-ACTIVATED SENSOR — A sensor which causes a luminaire to become illuminated automatically upon the presence of motion or infrared radiation or a combination thereof within its field of view.

NADIR — The direction pointing directly downward from the light source of the luminaire that originates from a horizontal plane at the lowest point on the luminaire.

NEON LIGHT — Brightly colored light generated by using electric current to excite a gas or gas mixture (including neon, argon, helium, or other gases) typically contained in a tube which can be bent into various forms for use as decoration or signs. For the purposes of this Part 20, fluorescent tubes are not considered neon light.

NET ACREAGE — The gross acreage minus the acreage devoted to existing street rights-of-way, stormwater retention and detention basins, bodies of water, public parks, school sites, municipal sites, wetlands, floodplains, and areas with slopes greater than 12%.

NIT(S) — A unit of measure of luminance (see "luminance").

NONCONFORMING USE — Any use which was legally established prior to the effective date of this Part 20, or subsequent amendment to it, and which would not be permitted to be established as a new use in the zone in which it is located by the regulations of this Part 20.

ORGANIZED SPORTING EVENT — A prearranged sports or recreational event involving at least one group or team with a published roster and schedule.

OUTDOOR ATHLETIC FIELD — An open outdoor field, court, or track or similar facility used for athletic activity or playing sports such as baseball, soccer, football, tennis, skate park, volleyball, and basketball.

OUTDOOR DISPLAY LOT — An outdoor area whose primary function is the sale of displayed merchandise, often requiring accurate color perception by customers.

OUTDOOR LIGHTING — Light generated from an indoor or outdoor source that provides illumination to a surface, building, sign, structure, device, or other outdoor feature which is visible to an observer located outdoors. For the purposes of this Part 20, the light source inside an internally illuminated sign is not considered outdoor lighting.

PHOTOMETRIC PLAN — An illuminance grid plan for multi-fixture lighting installations that demonstrates compliance with all applicable requirements set forth in this Part 20.

PRINCIPAL STRUCTURE — A structure in which a principal use of the lot on which the structure is located is conducted.

PUBLIC DISTRICT LIGHTING ZONE — A lighting area on any zoning lot in a public zoning district that is used for governmental buildings and public schools.

PUBLIC PARKING AREA — A drivable surface intended for use by the general public for parking of motorized vehicles.

RESIDENTIAL DISTRICT LIGHTING ZONE — Any zoning lot in a residential or agricultural zoning district that has as its primary use a single-family residential dwelling or a two-family residential dwelling, as defined in Chapter 200, Zoning, of the Village Code.

SEARCHLIGHT — A lighting installation designed to project a high-intensity beam of approximately parallel rays of light that is typically used to sweep the sky for promotional purposes.

SINGLE-PURPOSE EMERGENCY EGRESS LIGHTING — A battery-backed lighting device designed to come on automatically when a building experiences a power failure or emergency. A single-purpose fixture can only be used for the sole purpose of emergency egress lighting. It shall not be considered as exempt from the provisions of this Part 20 when used as a dual-purpose fixture.

STREET LIGHTING — One or more luminaires or light installations designed to illuminate a public roadway or intersection.

UPLIGHTING — Lighting applications which direct light above a horizontal plane.

VARIANCE — A dispensation permitted on individual parcels or property as a method of alleviating unnecessary hardship by allowing a reasonable use of the building, structure or property, which, because of unusual or unique circumstances, is denied by the terms of this Part 20.

VISIBLE LIGHT — See "light."

ZONING LOT — A parcel of land, composed of one or more recorded lots or a parcel of land described by metes and bounds, that is of sufficient size to meet the minimum district requirements of this Part 20 and having frontage on an improved public or private street, and which is designated by its owner or developer as a tract of land to be used, developed, or built upon as a unit, under a single ownership or control. A "zoning lot" shall or shall not coincide with the definition of a "lot of record."