



POLICE ACTIVITY OVERVIEW				
	February 2020	2020 YTD	2019 Totals	2018 Totals
Total Calls For Service (CFS)*	1,179	2,456	16,254	15,924
Total Arrests*	27	57	332	271
Total Traffic Stops*	319	713	4,386	4,386
Total Traffic Violations**	369	795	5,275	5,257

* Totals are reflected at the time of the report queries. Totals are also dependent on report approvals. YTD may not reflect the actual total at the time of the report query.

** (Includes warnings and citations)

SELECTED OFFENSES (Based on Incident Reports)				
	February 2020	2020 YTD	2019 Totals	5 Year Average (2015-2019)
Burglary				
Motor Vehicles	12	17	59	46
Residential	4	5	10	12
Burglary - Other	0	0	13	11
Theft				
Auto Theft	1	2	15	12
Theft	10	22	152	108
Other				
Assault/Battery	5	8	46	47
Robbery	0	0	2	4

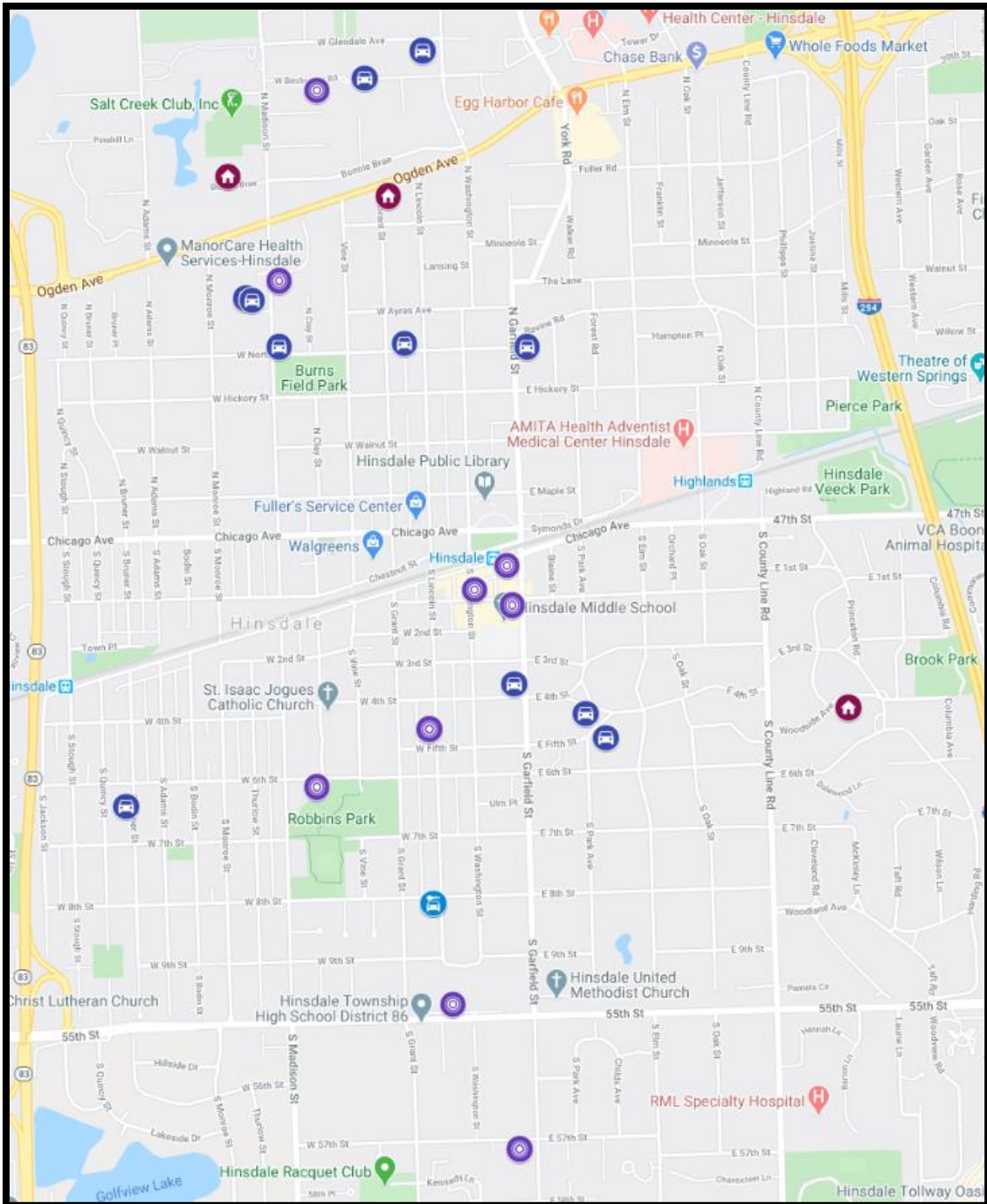
ARREST ACTIVITIES*	
Battery	1
Criminal Trespass	1
Driving Under the Influence	3
Hit & Run	2
No Driver's License / Suspended or Revoked Driver's License	5
Possession of Cannabis	7
Possession of Controlled Substance	2
Residential Burglary	1
Retail Theft	1
Tobacco Possession / Sale To / From a Minor	1
Warrant	3
TOTAL ARRESTS	27

* (Arrest actions include On-View Arrests, Taken into Custody, and Summoned/Cited)







VILLAGE OF HINSDALE – POLICE DEPARTMENT
MONTHLY POLICE ACTIVITY REPORT
FEBRUARY 2020

CRIME MAP



MAP LEGEND:

-  BURGLARY TO MOTOR VEHICLE
-  MOTOR VEHICLE THEFT
-  RESIDENTIAL BURGLARY
-  THEFT