

DATE: June 6, 2023

TO: Thomas K. Cauley, Village President  
Village Board of Trustees  
Kathleen A. Gargano, Village Manager

FROM: John Giannelli, Fire Chief

RE: Executive Summary - Fire Department Activities for May 2023

In summary, the Fire Department activities for **May 2023** included responding to a total of **251** emergency incidents. There were **40** fire-related incidents, **158** emergency medical-related incidents, **14** emergency/service-related incidents and **39** mutual aid responses.

This month, the average response time from receiving a call to Department crews responding averaged **56** seconds. Response time from receiving a call to Department crews arriving on the scene was **4** minutes and **19** seconds.

In the month of **May**, there was **\$0** in loss due to fires in Hinsdale. Members were called to assist Berkeley, Burr Ridge, Clarendon Hills, Indian Head Park, Lemont, Naperville, Oak Brook, and Western Springs.

In the month of **May**, Chief Giannelli and Deputy Chief Carlson covered short shifts due to shift staffing shortages. The total hours covered were **88**, thereby saving the Village an estimated **\$5,280** in overtime.



## Emergency Response

In May, the Hinsdale Fire Department responded to a total of 251 requests for assistance. There were 48 simultaneous responses and zero train delays this month. Department responses are divided into four basic response categories (Fire, Ambulance, Emergency and Mutual Aid Related):

<i>Type of Response</i>	<i>May 2023</i>	<i>May 2023 % of Total</i>	<i>Three Year Average May 2020-2021-2022</i>
<b>Fire:</b> (Includes incidents that involve fire, either in a structure, in a vehicle or outside of a structure, along with activated fire alarms and/or reports of smoke)	<b>40</b>	<b>16%</b>	<b>46</b>
<b>Ambulance:</b> (Includes ambulance requests, vehicle accidents and patient assists)	<b>158</b>	<b>63%</b>	<b>105</b>
<b>Emergency:</b> (Includes calls for leaks and spills, hazardous material response, power lines down, carbon monoxide alarms, trouble fire alarms, house lock outs, elevator rescues, and other service related calls)	<b>14</b>	<b>6%</b>	<b>50</b>
<b>Mutual Aid Responses:</b> (Includes mutual aid fire, ambulance and emergency responses to areas outside of Hinsdale)	<b>39</b>	<b>15%</b>	*Included in fire, ambulance and emergency totals prior to 2023
<b>Simultaneous:</b> (Responses while another call is on-going. Number is included in total)	<b>48</b>	<b>19%</b>	<b>33</b>
<b>Train Delay:</b> (Number is included in total)	<b>0</b>	<b>0%</b>	<b>3</b>
<b>Total:</b>	<b>251</b>	<b>100%</b>	<b>201</b>

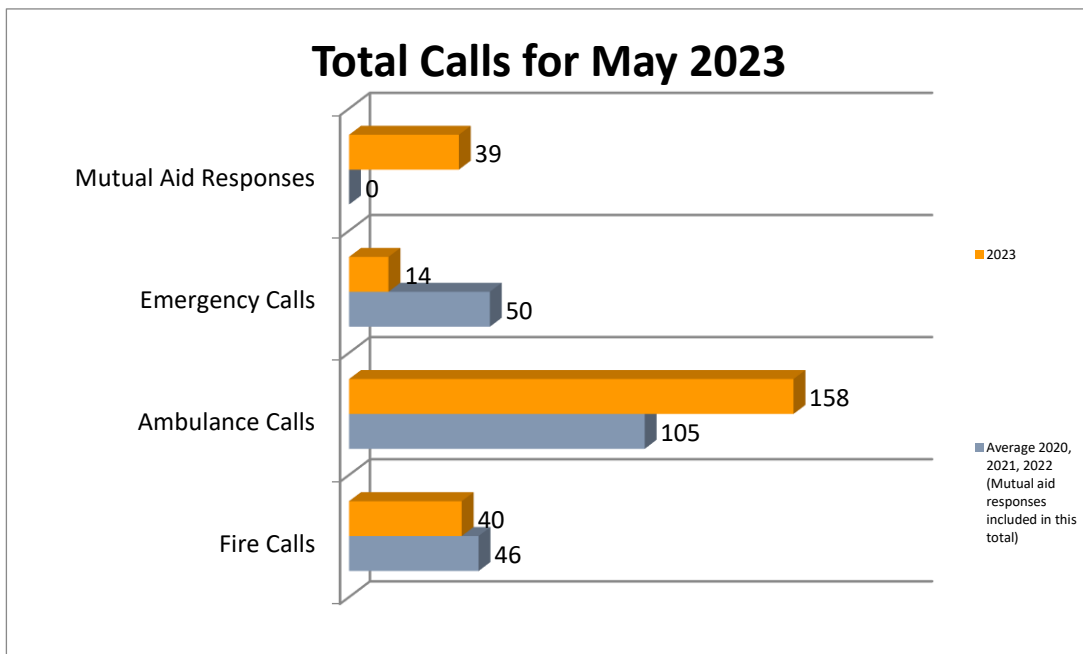
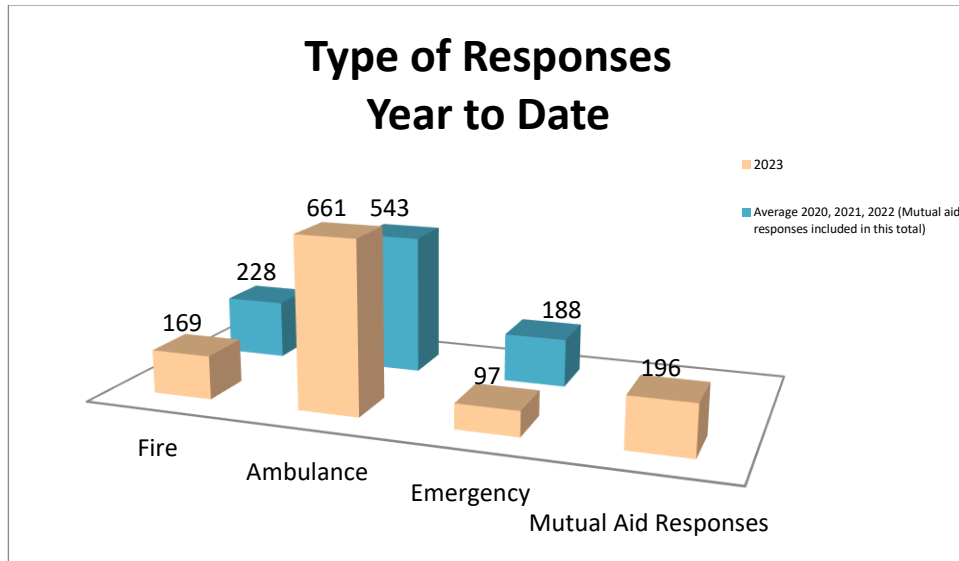
**Year to Date Totals**

Fire: 169	Ambulance: 661	Emergency: 97	Mutual Aid: 196
-----------	----------------	---------------	-----------------

2023 Total Calls: 1123	2020-21-22 Average Total Calls: 959
------------------------	-------------------------------------

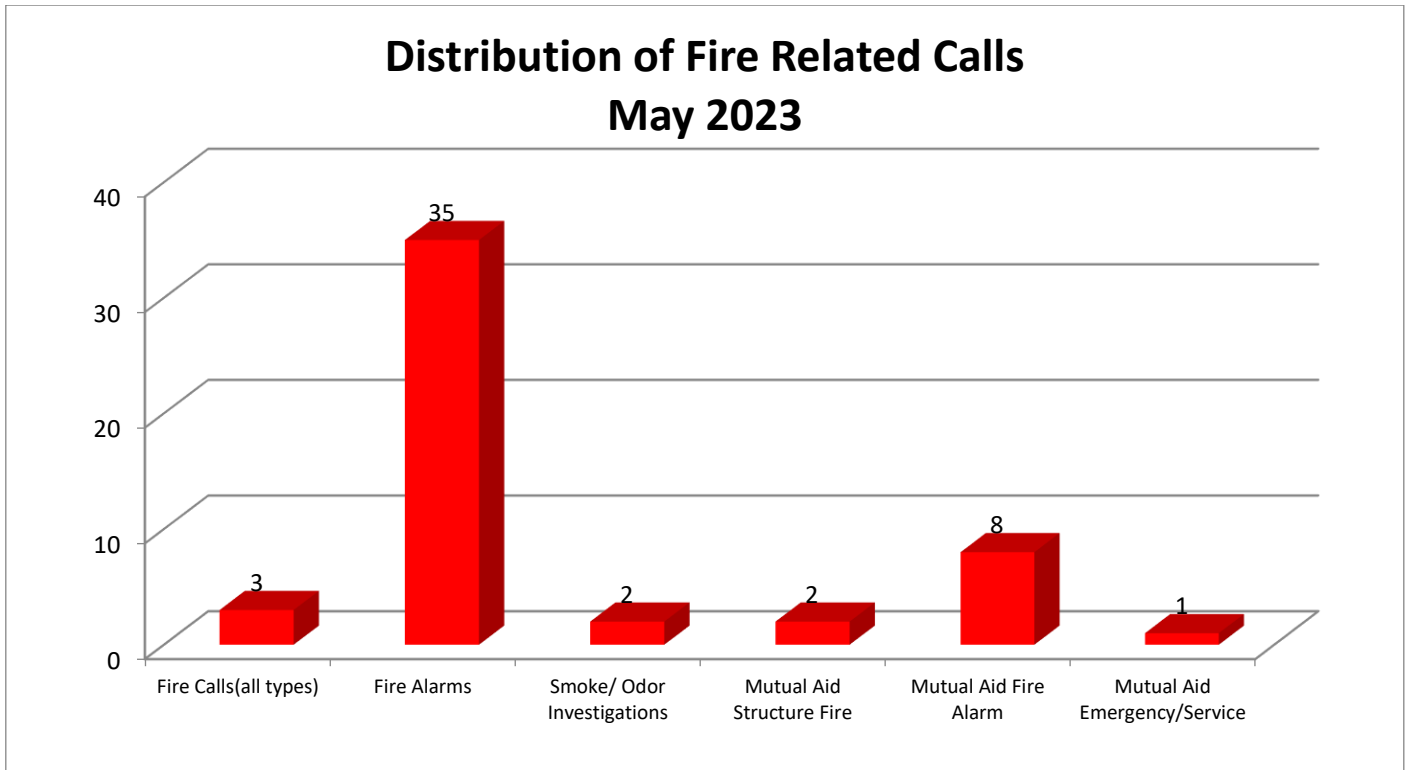
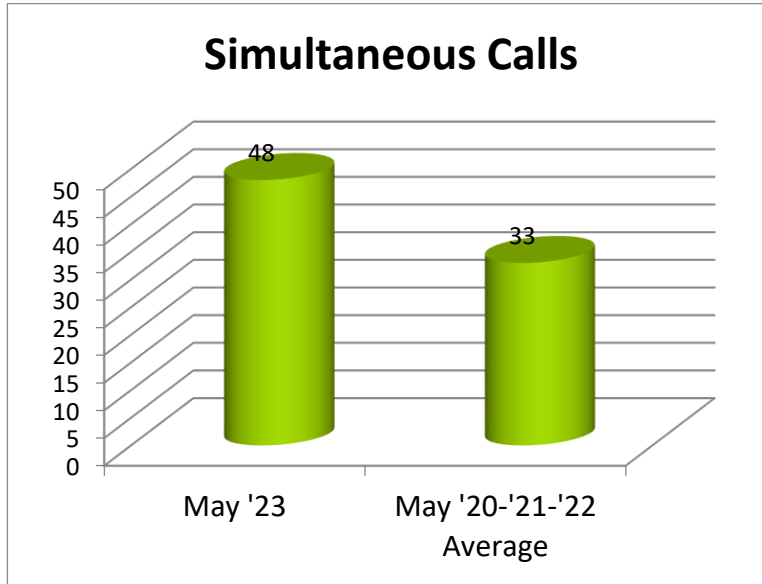


## Emergency Response





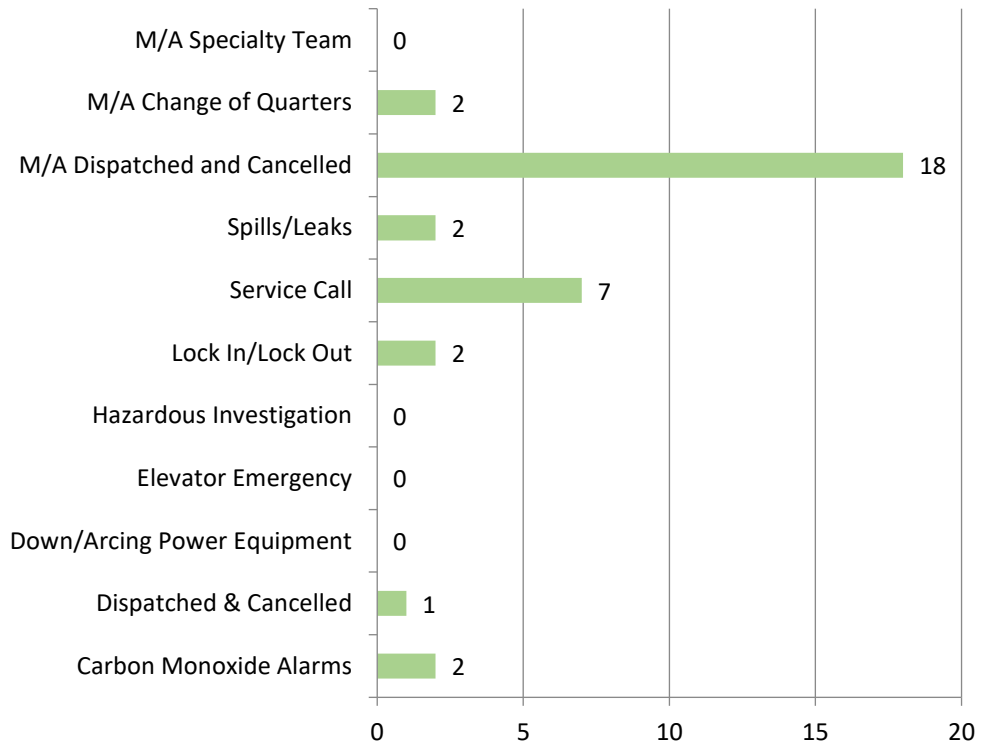
## Emergency Response



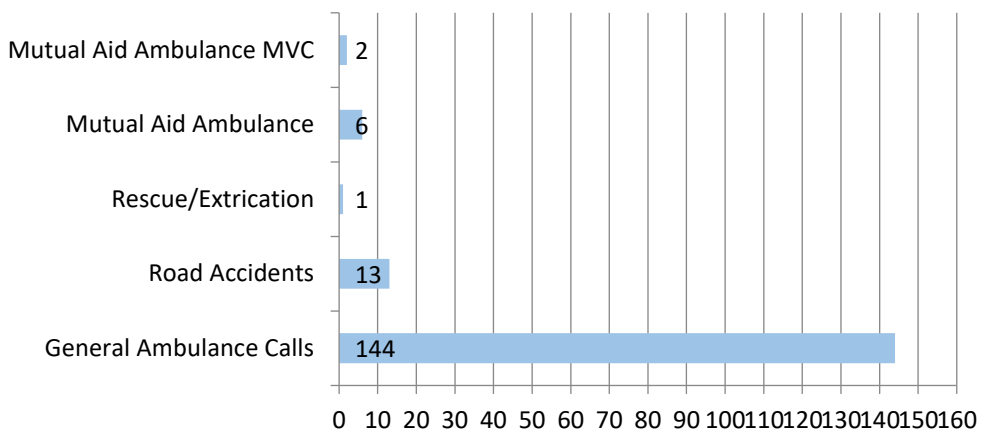


## Emergency Response

### Distribution of Emergency Related Calls May 2023



### Distribution of EMS Related Calls May 2023





## **Incidents of Interest**

### **Date & Call #**

**05/11/2023**

**23-0966-**

Gold Shift members responded to a pedestrian struck by a vehicle at York Road and Ogden Avenue. Upon arrival the crew found a woman who had been struck by a truck. Crew members quickly packaged and moved her to M84 where extensive lifesaving care was initiated. Members applied multiple tourniquets to the lower limbs, placed bilateral IVs for high volume fluid replacement, and established an advanced airway to assist her breathing. The patient was transported to Good Samaritan Hospital for Level 1 trauma care. She retained her pulse throughout the incident due to the quick and effective care of those initially arriving to this call.

**05/11/2023**

**23-0967-**

Gold Shift members responded to a pedestrian struck by a vehicle on North Garfield. Upon arrival they found a seven-year-old female who had run across Garfield and been struck by a vehicle. She was down in the roadway with obvious injury to her right leg. She was rapidly assessed, splinted, and packaged with spinal precautions taken. The patient was transported to Hinsdale Hospital and later transferred to Lurie Children's Hospital for surgical repair of the fracture.

**05/06/2023**

**23-0926-**

Black shift members were dispatched to an incident on I294 involving a motor vehicle and an unoccupied crane. The motor vehicle had sustained heavy damage from a front-end collision to the crane. The driver-side door to the vehicle had to be cut off by crew members using extrication tools. Due to the nature of the symptoms and injuries, the patient was transported to Good Samaritan Hospital for Level 1 trauma care.



## Training/Events

In addition to a rigorous schedule of daily training, highlights for the month of May included:

- Ladder rescue scenario's at the Hinsdale hose tower
- Pumping evolutions with Tower 84 with Clarendon Hills at the Lions Pool
- Adult trauma paramedic continuing education training
- Illinois Department of Transportation traffic management training





## **Public Education/Community Engagement**

Community engagement and public education activities for the month of May included:

- A question and answer session for Hinsdale firefighters led by sixth-graders at Madison School
- A mental health public education program at the Community House
- Public education programs at the Hinsdale Central High School pre-school program and at the Hinsdale Adventist School
- Firetruck visit at Grace Episcopal Church
- Fire station tour for Barnsdale Road School
- Firetruck visit at Wellness House
- A ride to school in Tower 84





## Fire Prevention & Safety Education

- The Bureau continues to schedule and conduct annual inspections and testing in addition to plan reviews.
- The Bureau continues to work with businesses to ensure their alarm status are in service.

### Inspection Activities

May 2023 had a total of 71 Fire Inspection Activities:

Inspections - 43

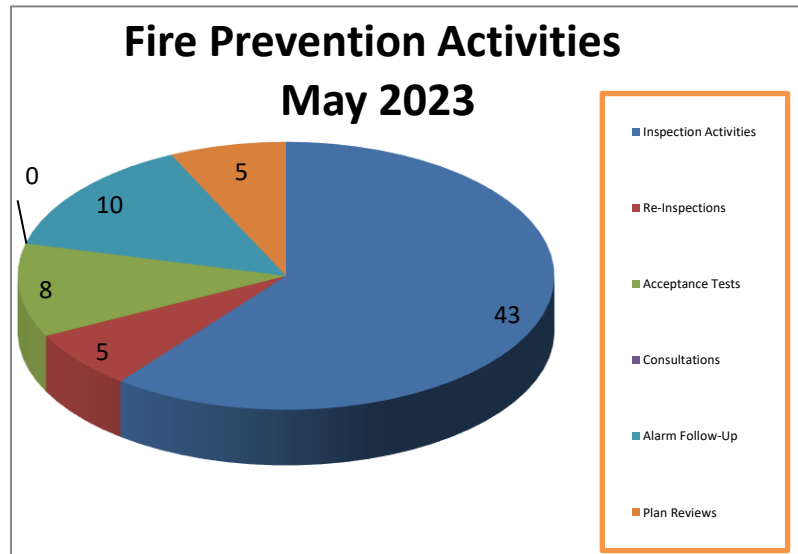
Re-Inspections - 5

Acceptance Test - 8

Consultations - 0

Alarm Follow-Up - 10

Plan Reviews - 5



\$1,415.00 in inspection fees were forwarded to the Finance Department for the month of May.