



POLICE ACTIVITY OVERVIEW				
	December 2019	2019 Totals	2018 Totals	2017 Totals
Total Calls For Service (CFS)*	1,216	16,254	15,924	16,451
Total Arrests*	33	332	271	308
Total Traffic Stops*	339	4,386	4,386	5,172
Total Traffic Violations**	388	5,275	5,257	5,781

* Totals are updated as they are dispositioned by the reporting officer. Totals are also dependent on report approvals. YTD may not reflect the actual total at the time of the report query.

** (Includes warnings and citations)

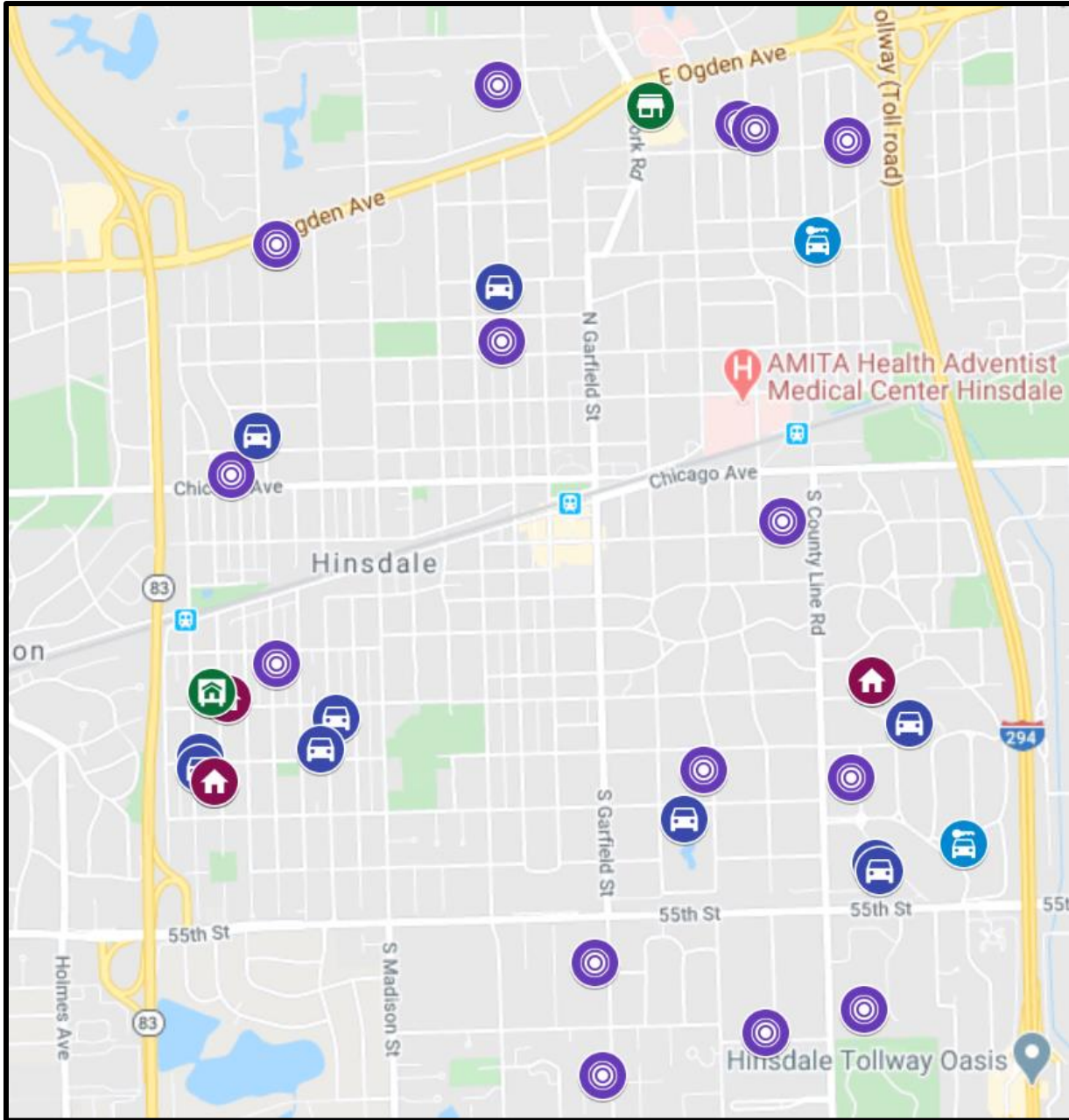
SELECTED OFFENSES (Based on Incident Reports)				
	December 2019	2019 YTD	2018 Totals	5 Year Average (2014-2018)
Burglary				
Motor Vehicles	13	59	47	36
Residential	3	10	16	13
Other	2	13	8	10
Theft				
Auto Theft	2	15	15	8
Theft	16	152	88	90
Other				
Assault/Battery	5	46	45	50
Robbery	0	2	0	5

ARREST ACTIVITIES*	
Battery	1
Curfew	1
Disorderly Conduct	2
Domestic Battery	2
Driving Under the Influence	7
No Driver's License / Suspended or Revoked Driver's License	8
Possession/Delivery of Cannabis	4
Resisting or Obstructing a Police Officer	1
Theft	1
Tobacco Possession by a Minor	2
Traffic	1
Unauthorized Possession or Storage of a Weapon	1
Warrant	2
TOTAL ARRESTS	33







* (Arrest actions include On-View Arrests, Taken Into Custody, and Summoned/Cited)



CRIME MAP



MAP LEGEND:

-  BURGLARY TO MOTOR VEHICLE
-  MOTOR VEHICLE THEFT
-  BURGLARY RESIDENTIAL
-  BURGLARY COMMERCIAL
-  BURGLARY (NON-RESIDENTIAL)
-  THEFT