







VILLAGE OF

Hinsdale

Est. 1873



VILLAGE OF HINSDALE
ADOPTED BUDGET
Calendar Year 2023



Village Hall
19 East Chicago Avenue
Hinsdale, Illinois 60521-3431
630-789-7000



Fire & Police Departments
121 Symonds Drive
Hinsdale, Illinois 60521-3744
Fire 630-789-7060
Police 630-789-7070

November 23, 2022

To the Village President, Trustees, Finance Commission and Residents of the Village of Hinsdale:

On behalf of the Village staff, we are pleased to submit for your review and consideration the proposed Village of Hinsdale 2023 Annual Budget covering the Village's fiscal year period from January 1, 2023 to December 31, 2023. The proposed budget aligns everyday operations and Village resources with community priorities. This budget is the culmination of effort by Village staff to balance available resources with delivering exceptional services at a value to residents, businesses, and other stakeholders.

In 2023 Hinsdale will celebrate its 150th year of incorporation and is planning a yearlong Sesquicentennial Celebration to commemorate its founding on April 1, 1873. Over the past 150 years, Hinsdale transformed into a premiere community of choice all while maintaining its small-town charm.

As we look toward the future, the 2023 Annual Budget is aligned with the Village Board's clearly identified goals: (1) robust investment in the improving the Village's infrastructure focusing on its roads, water mains and sewers started in 2009, (2) holding the line on spending, (3) supporting community sensitive economic development efforts and the support of the business community, and (4) preserving the commitment to providing high quality services to its residents.

Consistent with these goals, the Village has now resurfaced or reconstructed approximately 94.2% of Village streets since the inception of the MIP in December 2009. In addition, the current vacancy rate for retail in the Village's commercial districts is at 3.6%. The draft 2023 Annual Budget complies with these Village Board established goals as outlined above.

The Village of Hinsdale's annual budget is a comprehensive plan for financing the Village government's many programs, services, and initiatives. It is an official document describing the dollars required to provide services and programs to Hinsdale's residents and businesses.

The annual budget is a short-term financial plan necessary to fund the year's operations, maintenance, and capital needs.

Village staff continues to be mindful of ongoing economic volatility associated with the worldwide health, social, and geopolitical events of the 2020s. According to the Bureau of Labor Statistics, over the 12 months ending in June 2022, the consumer price index increased 9.1%, the most significant 12-month increase since 1981.

While inflation eased somewhat in the later months of 2022, due partly to interest rate increases by the Federal Reserve, this impact will continue to be felt in various sectors moving into 2023, including commodities like natural gas and contracted services.

Actions at the federal and state level continue to be monitored. On the state and local level, staff has seen a solid post-pandemic revenue shift that provides cautious optimism. Hinsdale has experienced growth in state-shared taxes and retail sales tax revenue. Staff continues to monitor the Village's economically sensitive revenues and how they are performing in the current uncertain economic environment, initially with the onset of the COVID-19 pandemic and continuing through today.

As the post-pandemic landscape remains uncertain and, despite Hinsdale's significant financial strength, the Village and its Finance Commission have taken a conservative approach to budgeting, balancing meeting the ongoing needs and resources of the community in the short-term, with continued long-term stability.

The proposed 2023 budget reflects an improving local economy. The Village remains financially healthy, with strong reserves, a AAA bond rating and a committed Village President and Village Board who are willing to address financial challenges proactively and with a long-term perspective. The long-term approach was evidenced in 2021 as the Village contemplated continued investment into the water and sewer infrastructure through the creation of a stable revenue source, solely dedicated to the reinvestment of critical water infrastructure. Additionally, the infusion of resources from the federal government, including \$1.2 million in 2021 and \$1.2 million in 2022, as part of the American Rescue Plan Act (ARPA), will allow the Village to further its investment in infrastructure with less impact on local taxpayers. It is intended that these ARPA monies will be used to fund two key infrastructure projects: 1) reconditioning of the Village's standpipe and 2) reconstruction of 6th Street in 2024 which will close out the 15-year master infrastructure improvement plan (MIP) that started in 2009.

The Village of Hinsdale engages in a thoughtful review of its fiscal policies, practices and funding priorities. We continually search for ways to more effectively and efficiently meet the service level demands of our residents. Village staff actively seek outside funding for capital projects. The 2023 Budget anticipates \$675,000 in grants to assist in funding the Village's capital improvement plan (CIP).

Before moving forward, it is important to reflect on the challenges and accomplishments of 2022.

Calendar Year 2022 Year End Review-General Fund

As of December 31, 2022, the Village projects an operating budget surplus that is approximately \$1,281,226 above the 2022 Budget forecast. This variance is attributed to operating revenues significantly outperforming estimates by \$2,167,025. Expenses projected above budget may be attributed to inflationary pressures on the budget, the addition of the sales tax incentive payment of \$130,000 -unbudgeted in 2022- and continues until 2035 or until the maximum threshold has been reached, and the legal fees associated with defending the Village in a federal lawsuit. A detailed revenue summary for the General Fund can be found on pages 6-9.

In 2012, the Village created a "Capital Reserve," which is a sub-fund of the General Fund. The purpose of the Capital Reserve is to set aside funds for the systematic replacement of departmental capital outlay items, which are capital items that are non-recurring and exceed \$10,000 in cost. In 2022, the Village projects to fund \$1,790,572 in departmental capital expenditures. These investments are required in order to continue to provide Village services.

Major departmental capital expenditures that will be completed in 2022 include:

- Continued implantation of an Enterprise Resource Planning Project in the amount of \$98,000
- Parking Deck Pedestrian Walkway Improvements and Outdoor Dining of \$195,000. This project will be completed in 2023 and is anticipated to be funded through a DCEO grant.
- Completed Police / Fire Roof Repairs of \$476,288
- Completed pool improvements and maintenance in the amount of \$187,268
- Completed improvements to the Robbins Park Irma Butler Tot Park in the amount of \$156,941
- Rehabilitated Well #2 in the amount of \$104,000

In December 2009, the Village approved the Master Infrastructure Plan (MIP). The MIP included a work plan for infrastructure improvements for the next 15 years. Since that time, the Village had scheduled infrastructure work in accordance with this plan. During the summer of 2017, in response to citizen feedback, the Village Board indicated that they wanted to accelerate the completion of the MIP. Village staff provided a plan to complete the remaining MIP work over an accelerated schedule through 2024. Village staff are working with a consultant to develop a scope of projects which will result in a 2025-2040 Master Infrastructure Plan.

Financing of the MIP is partially funded by an annual discretionary transfer from the General Fund in the amount of \$1.72 million. The MIP is also funded by motor fuel taxes, non-home rule sales taxes, and a portion of utility tax revenues. When needed, debt has been utilized to supplement operating resources. As a reminder, the Village sold bonds totaling approximately \$30 million in 2017 and 2018 to finance the acceleration of the MIP work and the downtown parking deck. In August 2021 the Village took advantage of historically low interest rates and refunded the 2012A bond issuance for a present value savings of \$183,998 over the remaining ten-year term of the bond. By December 31, 2022, the Village will have resurfaced or reconstructed 62.2 of the 66 miles (94.2%) of Village roadways since the inception of the MIP as well as completed the parking deck project.

The community can feel confident that their local tax dollars are well managed, and the Village Board is appropriately responding to the observed financial trends. The Village maintains a AAA-stable rating with both Standard & Poor's and Fitch Ratings, which ensures access to very low interest rates.

The projected ending fund balance in the General Fund, for year-end 2022, is anticipated to be \$7,161,967 which equates to 36.2% of operating expenses.

Upcoming Calendar Year 2023 Annual Budget

Budget Formulation

The Village of Hinsdale's budget administration is a yearlong process. The Finance Department monitors revenues and expenditures throughout the year and discusses any significant variances with the Village Manager and each Department Head. The Village's Annual Budget is developed by Village staff using revenue assumptions that have been reviewed by the Finance Commission and Village Board.

Revenues

The Village's major revenue sources are permit fees, sales tax, property tax, utility taxes, and the state income tax (a revenue source shared by the State of Illinois on a per capita basis). Total budgeted revenues for the 2023 General Fund are projected to increase by \$1,198,218 or 5.60% from the 2022 budget amount. A detailed list of revenue sources for the General Fund may be found beginning on page 6.

Property tax revenue remains the largest single source of revenue in the General Fund. The 2023 Annual Budget is based on the 2022 tax levy that is recommended for approval by the Village Board on December 13, 2022, whereby the Village tax levy for existing property will be increased by 5.7%, which is the maximum amount allowed by law under the Property Tax Extension Limitation Law (or "tax cap") for Illinois Non-Home Rule municipalities when combining the CPI with new growth. After including the tax levy amount allowed for new growth, property tax revenues are projected to increase by \$371,457.

In June 2019, Governor JB Pritzker signed legislation that changed the way Retailers' Occupational Taxes, (ROT, aka sales taxes) and Use Taxes are collected in the State of Illinois. In May 2018, Illinois enacted legislation that allowed for the required collection of the state's Use Tax. The legislation required remote retailers (who make 200 or more annual transactions or \$100,000 or more in annual gross receipts) to collect Use Tax on purchases made for use or consumption in Illinois. While the required collection of the state's Use Tax on certain remote sellers was a step in the right direction, Use Tax failed to fully level the playing field between brick-and-mortar retailers and their online counterparts. It also did not allow municipalities to collect any locally imposed sales taxes on products being used or consumed in their communities. The amended "Leveling the Playing Field for Illinois Retail Act" was passed by the General Assembly on November 14, 2019, to require both Remote Retailers and Marketplace Facilitators to collect and remit the state and locally imposed Retailers' Occupations Tax for the jurisdictions where the item is delivered (its destination) starting January 1, 2021. This change has resulted in significant growth in sales tax revenue for the Village.

Certain other revenues are forecasted below prior performance levels as the elimination of the downtown parking meters and changes in commuter parking behavior have impacted certain revenues. The Village Board approved modifications to the Village's parking program including adding text payment options to better manage its underutilized parking spaces. This program should be fully operational in early 2023.

Expenses

Each Department budget includes Department goals and objectives that tie to capital and

operating budget requests, and a summary of prior year accomplishments. Additionally, all Department budget presentations include activity measures, which provide information regarding volumes of activity. Departments also have performance measures for those departments in which service delivery to the residents may be quantified. The performance measures are considered dynamic and may be altered to meet the service expectations and goals of the Village Board and community.

For the 2023 Budget, staff recommends the MIP transfer of \$1,720,000 and an increase in the CIP transfer from \$1,250,000 to \$1,400,000. After making these adjustments, staff is pleased to report that the proposed 2023 Annual Budget provides for an ending unrestricted operating fund balance reserve of 30.1%, which continues to exceed the minimum target of 25%. Staff would like to highlight the following:

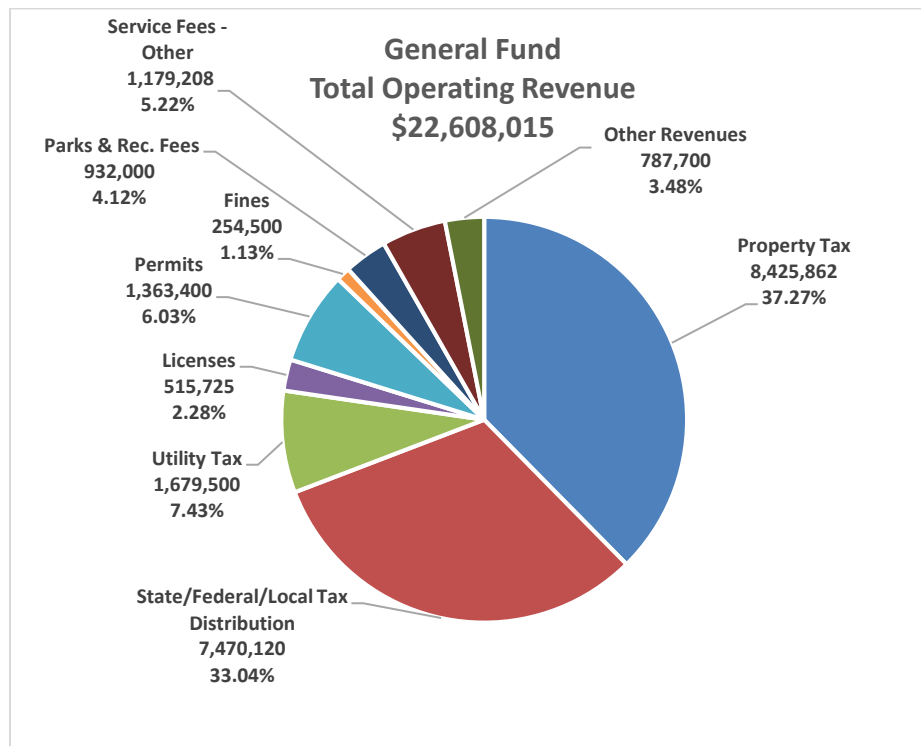
- The 2023 Annual Budget maintains all existing Village services.
- The 2023 Annual Budget includes a \$350,000 contingency amount. This amount is recommended due to continued uncertainty of revenues and expenditures due to legal fees and the national economy.
- The 2023 Annual Budget restores personnel staffing to pre-pandemic levels in Public Services.
- The 2023 Annual Budget provides \$40,000 to fund incentives designed to preserve historic structures within the community.
- The 2023 Annual Budget provides for \$5.45 million in MIP and capital funding for critical infrastructure improvements in the Village, that includes:
 - \$2,000,000 for the standpipe rehabilitation
 - \$975,000 for engineering costs associated with all projects
 - \$1,080,000 for the 2023 resurfacing program of which \$200,000 for a pilot pavement preservation program and \$380,000 for parking lots at the Police and Fire facilities and Veeck Park.
 - \$50,000 for the installation of a sidewalk along Elm Street
 - \$105,000 for the replacement of sidewalks in areas throughout the Village, consisting of the Village's normal \$85,000 contribution to the 50/50 sidewalk program as well as \$20,000 in contributions expected from residents. There is an additional \$15,000 budgeted for sidewalk saw cutting.
 - \$40,000 for street crack sealing

The 2023 Annual Budget also provides for Departmental Capital expenditures of \$2,458,380. All of the proposed Departmental Capital expenditures are included in the 2023-2027 Capital Improvement Plan (CIP), which was reviewed at the November 3, 2022 Committee of the Whole meeting. The following are some of the more significant Departmental Capital items scheduled for 2023:

- Robbins Park Historic District Signage in the amount of \$35,000
- Village Board Room Technology Upgrades of \$64,000
- Continued implementation of the Enterprise Resource Planning (ERP) Project in the amount of \$51,280


- Parking Deck Pedestrian Walkway Improvements of \$50,000. It is anticipated that this project will be funded through grant resources
- Police Department range improvements, funded by a grant, in the amount of \$250,000
- Memorial Building mechanical review / space reconfiguration of \$100,000
- Replacement of playground equipment at Burns Field in the amount of \$180,000
- Improvements to the Highlands Train Station, funded by a grant in the amount of \$295,000
- Tuckpointing at KLM (Montessori School) in the amount of \$125,000
- Police Department vehicle replacements in the amount of \$189,000
- Public Services vehicle replacements in the amount of \$312,500

Operating Revenues

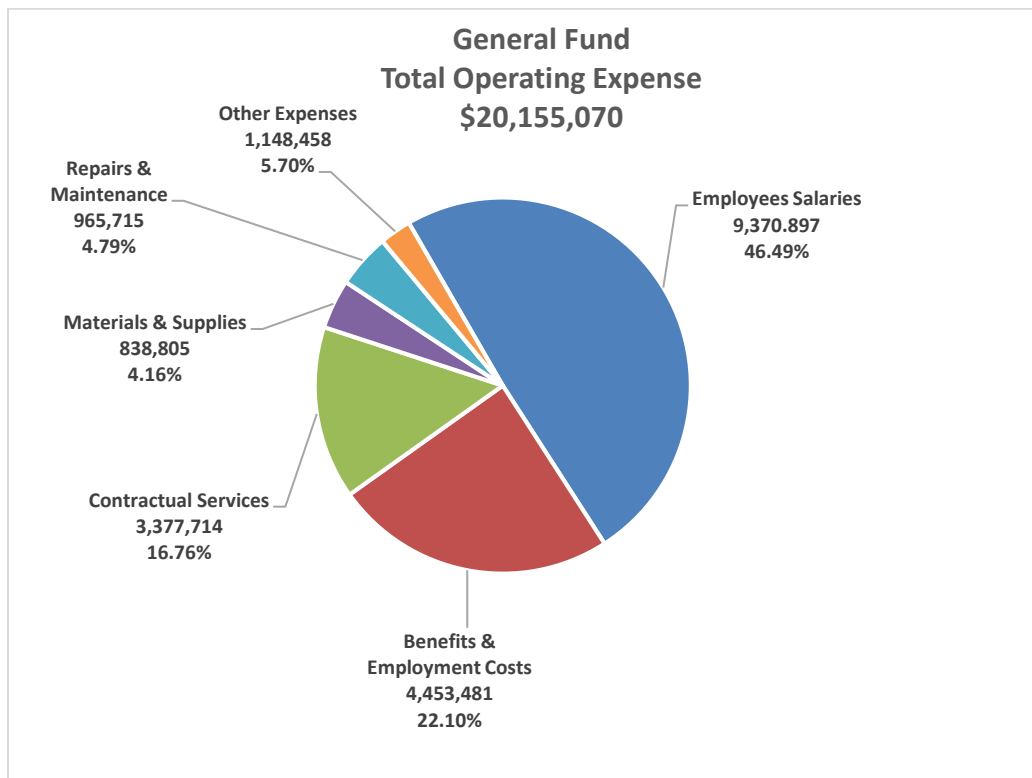


The total revenues of the Village's General Fund in 2023 are projected to be \$22,608,015, which is an increase of \$1,198,218 (5.6%) over the prior year budget amount. The significant factors affecting major revenue categories have been discussed previously in this letter.

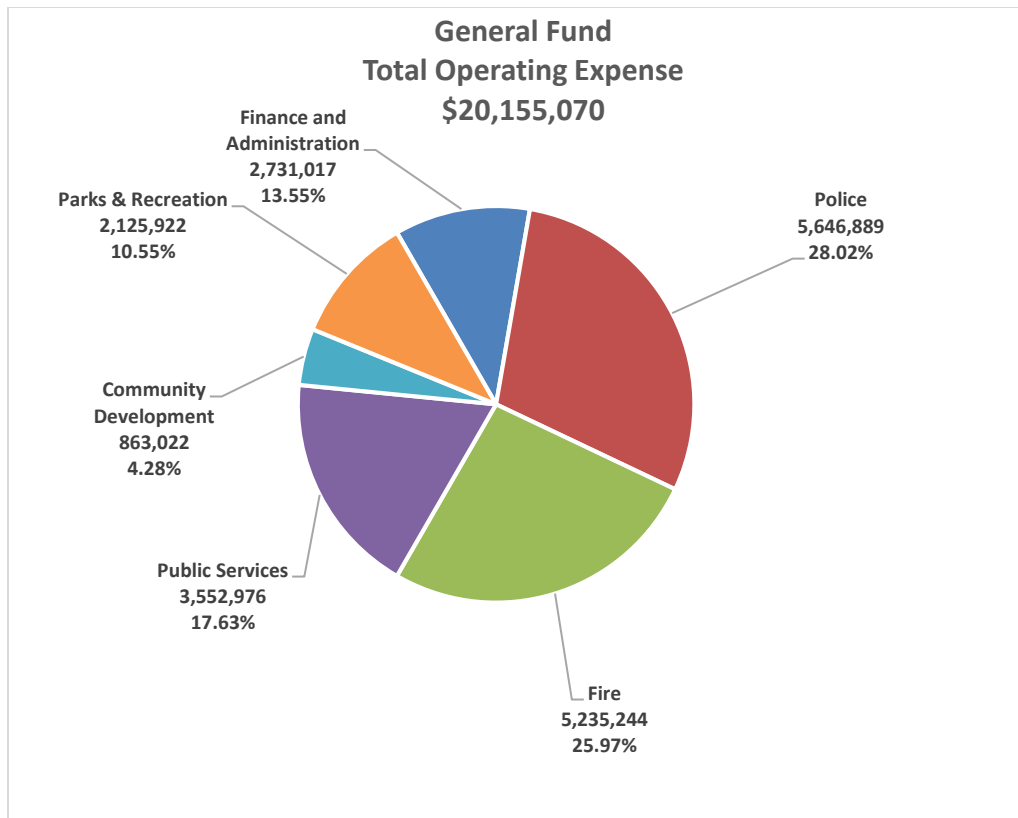
It is worthwhile to note that as an Illinois Non-Home Rule municipality, the Village is subject to a restriction that ties annual property tax increases to the Consumer Price Index (CPI). As stated above, for the 2022 Annual Budget and the corresponding 2022 tax levy, the CPI increase, with new construction, will be 5.7%. It is important to note that the Village only receives about 7.3% of the overall property tax bill paid by residents.



Operating Expenses



The operating expenses for the General Fund for 2023 are budgeted at \$20,155,070, reflecting an increase of \$1,269,119 (6.7%) over the prior year. The following chart depicts total operating expense by department:



The operating expense amount of \$20,155,070 reported in the chart above relates to the cost of ongoing operations of Village services. In addition to these operating expenses, the 2023 Annual Budget includes a total of \$3,554,000 related to “other financing sources and uses” that include budgeted transfers to support departmental capital and the MIP, contingency, and other non-operating expenses.

Total expenses related to employee salaries are projected to increase by \$424,399 or 4.7%. The budget provides for merit/step increases and pay plan adjustments. The 2023 Budget assumes a return to the historical staffing level in the Police Department of 25 from 26. While some benefit costs are increasing slightly in 2023, the increases are offset by the continued decrease in the Illinois Municipal Retirement Fund (IMRF) contribution rate which has decreased from 10.95% in 2021 to 8.07% in 2022 and now down to 4.98% in 2023. More than half of Village employees are participants in the IMRF fund.

The 2023 Annual Budget provides for 99 full-time employees. In terms of full time equivalent (FTE) staffing, which includes both full time, permanent part time employees and seasonal employees, the 2023 Annual Budget for FTE is at 117.10, a decrease of .83 FTE from the prior year. A detailed listing of staff positions for each department for the last two years is included in each department's section of the budget book.

Calendar Year 2022 Year End Review-Water and Sewer Funds

The financial presentation for the Water and Sewer Funds begins on page 80. The financial presentation for the Water and Sewer Fund is broken down into three sub-funds: Operation and Maintenance Fund, Capital Fund, and Debt Service Fund. For the year ending December 31, 2022, there is an anticipated ending fund balance of \$1,109,964 in the Operation and Maintenance Fund. Please note that these results include the payment of \$226,234 in departmental capital costs and funding of \$218,600 in debt service costs. The 2022 Budget assumed an increase in water rates that was implemented in late 2021 and then adjusted again in 2022 due to a rate increase from the DuPage Water Commission.

Upcoming Year 2023

For the 2023 Annual Budget, Water and Sewer revenues are estimated at \$9.1 million; this reflects the rate adjustment and the actual performance of the water rate adjustments. The water rate adjustment aligned with recommendations included in the Village commissioned water study to restructure the rate to have a variable and fixed rate. The fixed rate known as the Infrastructure Maintenance and Improvement Fee (IMIF) is restricted to those improvements needed to upgrade and maintain the Village's aging water and sewer mains. On the expense side, total operating expenses are budgeted at \$7.9 million. The bulk of the expenses are attributed to the cost of water charged from the DuPage Water Commission.

The Water Capital Fund is used to account for the cost of infrastructure improvements benefiting the Water and Sewer utility. In 2023, there is a significant \$2m infrastructure project related to rehabilitation of the standpipe. The MIP includes monies for localized drainage solutions for the sewer water system in the amount of \$40,000 and the capital improvement program includes \$1,170,000 for various water related improvements including a watermain connection project, drainage improvements, upgrades to the Village's water management system, abandonment of Village well #10, hydrant replacement and maintenance.

In 2023, it is expected that a transfer of \$1,735,000 from the Master Infrastructure Projects Fund will be required to assist with funding of the Standpipe Reconditioning.

Pensions

Qualifying Village employees are covered by three defined-benefit pension plans. These include two locally managed funds, the Police Pension Fund (covering sworn police officers) and the Firefighters Pension Fund (covering sworn members of the Fire Department), as well as one statewide fund, the Illinois Municipal Retirement Fund (IMRF), which covers all other qualified public employees. The benefit levels of all three of these pension plans are governed by state law and may only be amended through acts of the Illinois General Assembly.

In 2010, the General Assembly took its first steps toward controlling these costs by implementing a new two-tier pension system for all municipal employees. Insofar as the Village is concerned, this impacts all new IMRF plan participants, as well as all police officers and firefighters hired on and after January 1, 2011. Plan participants in the new tier are required to work additional years to qualify for benefits, those benefits are capped as a percentage of a maximum income, and there are to new rules to prevent "double-dipping" and other practices that increase costs.

For the two locally managed pension funds (Police and Fire), actuarial assumptions are necessary in determining employer contributions. The principal assumptions that have the greatest impact

are salary growth, rates of retirement, mortality rates and investment rate of return. Information regarding the Police and Fire Pension Funds may be found on pages 92 and 93.

Statewide Fire and Police Pension Fund Consolidation

Illinois currently has more than 650 individual police and firefighter pension funds. Each of these pension funds consists of five-member boards, meaning there are roughly 3,300 pension fund trustees across the state, which contributes to redundant administrative costs and lower investment returns for pension funds. Most funds employ their own investment manager, which adds to the administrative cost burden.

On November 14, 2019, the General Assembly passed legislation regarding pension reform. The primary result of this new legislation will be the consolidation of the investments from the hundreds of pensions into two State-wide funds -- one for police and another for firefighters.

The Act provides for the mandatory consolidation of the investment assets of Illinois' downstate and suburban police officers' and firefighters' pension funds into two new investment funds. The Act creates one investment fund for police officers, the Illinois Police Officers' Pension Investment Fund (IPOPIF), and one investment fund for firefighters, the Illinois Firefighters' Pension Investment Fund (IFPIF)

Both the Hinsdale Firefighters' Pension Fund and Police Pension Funds have transitioned its investments to the state fund. Beginning January 1, 2023, the actuarial statements will be prepared by a qualified actuary retained by the consolidated investment funds. If a change occurs in an actuarial or investment assumption that increases or decreases the employer contribution to each fund, the Act stipulates that such a change will be implemented over three years in equal annual amounts in order to smooth the change in the pension expense.

Risks to the Adopted Budget

As discussed in previous years, the biggest risk to the adopted budget had been that the State of Illinois would decrease or divert certain funding to municipalities due to the State's ongoing budget issues. The negative financial impact of the pandemic on state and national revenue streams, and the length and severity of recent inflationary pressures remains unknown. In response, staff has budgeted revenues conservatively, but the true impact of inflation and the pandemic remain unknown.

Village staff will be closely monitoring revenues during the course of 2023 to help guide future financial considerations. Recognizing that revenues are only one component to responsible budgeting, the Village has and will continue to closely monitor expenditures and proactively implement changes as appropriate to minimize the Village's reliance on economically sensitive revenue growth without impacting core services. If revenues are performing below budget projections, staff will apprise the Village Board and make recommendations as to how to address the shortfalls. Staff believes that the contingency amount of \$350,000 would be sufficient to mitigate the potential impact on Village operations if necessary.

Going forward, we are mindful of the continued financial impact of the closing of the Hinsdale Oasis. The Village remains hopeful that the eventual redevelopment of the Oasis will replace and hopefully expand on the revenues received from this area of the Village.

Acknowledgements

The Annual Budget is one of the Village's most important documents. In line with Village Board priorities, the budget includes continued investment in Village's infrastructure, improved process efficiencies, and economic development initiatives. The proposed financial plan achieves these initiatives. In order to maintain the village's positive financial position, the Village will continue to monitor the national and local economy and the impact on the Village. The Village's tradition of maintaining conservative financial practices continues to position the Village to move forward to improve the Village's infrastructure, maintain high level service delivery to residents and plan for the future while weathering the impacts of economic challenges.

The Department Directors, in conjunction with their staff, work to treat each year's budget as an economic plan subject to continuous improvement throughout the year. This is truly a team effort. Specifically, I would like to recognize the tremendous effort of Finance Director, Alison Brothen and Assistant Village Manager, Andrianna Peterson. These individuals invested many hours over a short period of time to prepare this comprehensive financial document for your review and consideration. I am most appreciative of their efforts.

Finally, I want to express our gratitude to the Village Board for their shared commitment to the Village. As policy setters, the decisions of the Village Board set the tone for preparing and implementing the Village's annual operating budget and CIP.

The community continues to benefit from your collective direction and support and your thoughtful, respectful, and informed leadership and decision-making.

The Village staff looks forward to working with the Village Board to implement the initiatives outlined in this budget and continuing to provide quality services to Hinsdale residents.

I am truly grateful and proud to work alongside such dedicated public servants.

Respectfully submitted,



Kathleen A. Gargano
Village Manager

SCHEDULE I
VILLAGE OF HINSDALE
CY 2023 BUDGET
ALL FUNDS SUMMARY

Total Operating Revenues	Total Operating Expenses	Operating Excess (Deficiency)	Departmental Capital	Infrastructure Capital	Transfers/ Loans In (Out)	Debt Insurance (Payments)	Net Change In Fund Balance	Beginning Fund Balance	Ending Fund Balance
23,283,015	(20,589,070)	2,693,945	(2,458,380)	0	(1,720,000)	0	(1,484,435)	9,742,431	8,257,996
727,500	0	727,500	0	0	0	0	727,500	461,014	1,188,514
4,783,000	0	4,783,000	0	(2,185,000)	(2,759,755)	0	(161,755)	3,025,617	2,863,862
434,388	(2,850)	431,538	0	0	2,744,755	(3,179,070)	(2,777)	434,467	431,690
29,227,903	(20,591,920)	8,635,983	(2,458,380)	(2,185,000)	(1,735,000)	(3,179,070)	(921,467)	13,663,529	12,742,062
8,571,500	(7,819,229)	752,271	(270,000)	0	(170,219)	0	312,052	1,109,964	1,422,016
530,000	0	530,000	0	(3,265,000)	1,735,000	0	(1,000,000)	1,161,359	161,359
100	0	100	0	0	170,219	(167,601)	2,718	11,033	13,751
9,101,600	(7,819,229)	1,282,371	(270,000)	(3,265,000)	1,735,000	(167,601)	(685,230)	2,282,356	1,597,126
2,869,989	(2,674,037)	195,952	0	0	0	0	195,952	26,953,898	27,149,850
2,928,930	(2,029,025)	899,905	0	0	0	0	899,905	21,678,675	22,578,580
5,798,919	(4,703,062)	1,095,857	0	0	0	0	1,095,857	48,632,573	49,728,430
90,100	(90,000)	100	0	0	0	0	100	198,681	198,781
90,100	(90,000)	100	0	0	0	0	100	198,681	198,781
44,218,522	(33,204,211)	11,014,311	(2,728,380)	(5,450,000)	0	(3,346,671)	(510,740)	64,777,139	64,266,399

SCHEDULE II
VILLAGE OF HINSDALE
CY 2023 BUDGET - EXPENSES BY CATEGORY
CORPORATE FUND SUMMARY

	2021 Actuals	2022 Budget	2022 Estimated	2023 Budget	Change From 2022 Budget	% Change from 2022 Budget
<u>Operating Revenues:</u>						
Property Taxes	7,876,325	8,054,405	7,984,265	8,425,862	371,457	4.6%
State/Federal/Local Tax Distributions (51)	7,713,306	6,757,211	8,648,375	7,470,120	712,909	10.6%
Utility Taxes (52)	1,728,268	1,739,500	1,789,939	1,679,500	(60,000)	-3.4%
Licenses (53)	520,174	532,525	507,850	515,725	(16,800)	-3.2%
Permits (54)	1,494,161	1,585,300	1,571,324	1,363,400	(221,900)	-14.0%
Fines (55)	259,910	238,000	263,500	254,500	16,500	6.9%
Service Fees-Parks and Recreation (56)	843,306	738,000	1,004,520	932,000	194,000	26.3%
Service Fees-Other (57)	1,185,399	1,098,856	1,052,749	1,179,208	80,352	7.3%
Other Income (58)	822,416	666,000	754,300	787,700	121,700	18.3%
Total Operating Revenues	22,443,265	21,409,797	23,576,822	22,608,015	1,198,218	5.6%
<u>Operating Expenses:</u>						
Employee Salaries (7001-7023)	9,079,687	8,946,498	9,062,182	9,370,897	424,399	4.7%
Benefits & Employment Costs (7100-7199)	4,317,544	4,445,492	4,403,564	4,453,481	7,989	0.2%
Contractual Services (7200-7299)	3,237,223	3,352,690	4,086,507	3,377,714	25,024	0.7%
Materials & Supplies (7300-7399)	746,445	782,586	797,228	838,805	56,219	7.2%
Repairs & Maintenance (7400-7499)	688,742	857,568	834,175	965,715	108,147	12.6%
Other Expenses (7500-7599)	456,003	341,901	369,954	395,400	53,499	15.6%
150th Celebration	0	0	0	100,000	100,000	100.0%
Sales Tax Incentive	202,261	0	130,000	175,000	175,000	100.0%
IRMA Contribution	8,910	159,216	88,140	478,058	318,842	200.3%
Total Operating Expenses	18,736,815	18,885,951	19,771,750	20,155,070	1,269,119	6.7%
Operating Excess (Deficiency)	3,706,450	2,523,846	3,805,072	2,452,945	(70,901)	-2.8%
<u>Other Financing Sources (Uses)</u>						
Contingency	0	(350,000)	0	(350,000)		
Tollway/Lobbying Expenses	(93,550)	(64,200)	(64,200)	(84,000)		
CARES Act/ ARPA Grants	1,200,000	1,200,000	1,200,000	0		
CARES Act/ ARPA Grant Transfer to MIP	(1,200,000)	(1,200,000)	(1,200,000)	0		
Transfer (to) Capital Reserve	(1,250,000)	(1,250,000)	(1,250,000)	(1,400,000)		
Budgeted Transfer (to) MIP Fund	(1,920,000)	(1,920,000)	(1,720,000)	(1,720,000)		
Transfer to Water Fund	0					
Total Other Financing Sources (Uses)	(3,263,550)	(3,584,200)	(3,034,200)	(3,554,000)		
Excess(Deficiency) After Transfers	442,900	(1,060,354)	770,872	(1,101,055)		
Beginning Fund Balance	5,948,195	6,693,094	6,391,095	7,161,967		
Ending Fund Balance	6,391,095	5,632,740	7,161,967	6,060,912		
Total Expense/Fund Balance Ratio	34.1%	29.8%	36.2%	30.1%		
<u>Capital Reserve:</u>						
Beginning Fund Balance	2,595,107	2,659,797	2,964,293	2,580,464		
Transfers In/(Out)	1,250,000	1,250,000	1,250,000	1,400,000		
Transfer to MIP for Parking Deck	0	(400,000)	0	0		
Grants/Reimbursements	380,996	425,000	156,743	675,000		
Contribution	360,000	0	0	0		
Departmental Capital	(1,621,810)	(2,572,705)	(1,790,572)	(2,458,380)		
Ending Capital Reserve Fund Balance	2,964,293	1,362,092	2,580,464	2,197,084		
Total Ending Corporate Fund Balance	9,355,388	6,994,832	9,742,431	8,257,996		
Total Expense/Fund Balance Ratio	45.95%	32.60%	45.18%	36.52%		

SCHEDULE III
VILLAGE OF HINSDALE
CY 2023 BUDGET - EXPENSES BY DEPARTMENT
CORPORATE FUND SUMMARY

	2021 Actuals	2022 Budget	2022 Estimated	2023 Budget	Change From 2022 Budget	% Change from 2022 Budget
<u>Operating Revenues:</u>						
Property Taxes	7,876,325	8,054,405	7,984,265	8,425,862	371,457	4.6%
State/Federal/Local Tax Distributions	7,713,306	6,757,211	8,648,375	7,470,120	712,909	10.6%
Utility Taxes	1,728,268	1,739,500	1,789,939	1,679,500	(60,000)	-3.4%
Licenses	520,174	532,525	507,850	515,725	(16,800)	-3.2%
Permits	1,494,161	1,585,300	1,571,324	1,363,400	(221,900)	-14.0%
Fines	259,910	238,000	263,500	254,500	16,500	6.9%
Service Fees-Parks and Recreation	843,306	738,000	1,004,520	932,000	194,000	26.3%
Service Fees-Other	1,185,399	1,098,856	1,052,749	1,179,208	80,352	7.3%
Other Income	822,416	666,000	754,300	787,700	121,700	18.3%
Total Operating Revenues	22,443,265	21,409,797	23,576,822	22,608,015	1,198,218	5.6%
<u>Operating Expenses:</u>						
General Government	2,600,165	2,652,379	3,412,941	2,731,017	78,638	3.0%
Police Department	5,388,879	5,262,150	5,376,112	5,646,889	384,739	7.3%
Fire Department	5,062,170	4,837,243	4,957,503	5,235,244	398,001	8.2%
Public Services	3,189,060	3,354,526	3,265,111	3,552,976	198,450	5.9%
Community Development	764,805	850,012	781,903	863,022	13,010	1.5%
Parks & Recreation	1,731,736	1,929,641	1,978,180	2,125,922	196,281	10.2%
Total Operating Expenses	18,736,815	18,885,951	19,771,750	20,155,070	1,269,119	6.7%
Operating Excess (Deficiency)	3,706,450	2,523,846	3,805,072	2,452,945	(70,901)	-2.8%
<u>Other Financing Sources (Uses)</u>						
Contingency	0	(350,000)	0	(350,000)		
Tollway/Lobbying Expenditures	(93,550)	(64,200)	(64,200)	(84,000)		
CARES Act/ARPA Grants	1,200,000	1,200,000	1,200,000	0		
CARES Act/ARPA Grant Transfer (to) MIP	(1,200,000)	(1,200,000)	(1,200,000)	0		
Transfer (to) Capital Reserve	(1,250,000)	(1,250,000)	(1,250,000)	(1,400,000)		
Budgeted Transfer (to) MIP Fund	(1,920,000)	(1,920,000)	(1,720,000)	(1,720,000)		
Transfer to Water Fund	0	0	0	0		
Total Other Financing Sources (Uses)	(3,263,550)	(3,584,200)	(3,034,200)	(3,554,000)		
Excess(Deficiency) After Transfers	442,900	(1,060,354)	770,872	(1,101,055)		
Beginning Unrestricted Fund Balance	5,948,195	6,693,094	6,391,095	7,161,967		
Ending Unrestricted Fund Balance	6,391,095	5,632,740	7,161,967	6,060,912		
Operating Expense/Fund Balance Ratio	34.1%	29.8%	36.2%	30.1%		
<u>Capital Reserve:</u>						
Beginning Fund Balance	2,595,107	2,659,797	2,964,293	2,580,464		
Transfers In/(Out)	1,250,000	1,250,000	1,250,000	1,400,000		
Transfer to MIP for Parking Deck	0	(400,000)	0	0		
Grants/Reimbursements	380,996	425,000	156,743	675,000		
Contribution	360,000	0	0	0		
Departmental Capital	(1,621,810)	(2,572,705)	(1,790,572)	(2,458,380)		
Ending Capital Reserve Fund Balance	2,964,293	1,362,092	2,580,464	2,197,084		
Total Ending Corporate Fund Balance	9,355,388	6,994,832	9,742,431	8,257,996		
Total Expense/Fund Balance Ratio	45.95%	32.60%	45.18%	36.52%		

**SCHEDULE IV
VILLAGE OF HINSDALE
CY 2023 BUDGET
DEBT SUMMARY**

	Beginning Balance	Issuances	Retirements	Ending Balance
Governmental Activities				
<u>Bonds</u>				
2013A GO Library Alternate Bonds	1,080,000	-	245,000	835,000
2014B GO Bonds	3,215,000	-	250,000	2,965,000
2017A GO Bonds	7,935,000	-	425,000	7,510,000
2018A GO Bonds	17,150,000	-	845,000	16,305,000
2019A GO Bonds	2,350,000	-	115,000	2,235,000
2021 GO Bonds	2,235,000	-	195,000	2,040,000
	<u>33,965,000</u>	<u>-</u>	<u>2,075,000</u>	<u>31,890,000</u>
				-
Total Governmental Activities	33,965,000	-	2,075,000	31,890,000
Business-Type Activities				
<u>Bonds</u>				
2014A GO Alternate Revenue	1,040,000	-	135,000	905,000
	<u>1,040,000</u>	<u>-</u>	<u>135,000</u>	<u>905,000</u>
<u>IEPA Loans</u>				
EPA Loan L17-4509	1,807,670	-	170,800	1,636,870
EPA Loan L17-4511	218,433	-	23,078	195,355
	<u>2,026,103</u>	<u>-</u>	<u>193,878</u>	<u>1,832,225</u>
Total Business-Type Activities	3,066,103	-	328,878	2,737,225
Total-All Funds	37,031,103	-	2,403,878	34,627,225

SCHEDULE V
VILLAGE OF HINSDALE
CY 2023 BUDGET
INFRASTRUCTURE PROJECTS FUNDING SUMMARY

	Motor Fuel Tax Fund	MIP Infrastr. Projects Fund	Water Capital Fund	Total MIP Funds
<u>Revenues</u>				
Recurring MIP Revenues				
Motor Fuel Tax	420,000	-	-	420,000
Motor Fuel Tax-Trsp Renewal Bill	307,000	-	-	307,000
Motor Fuel Tax-Build Illinois	-	-	-	-
Utility Taxes	-	515,500	-	515,500
Non-Home Rule Sales Tax	-	2,100,000	-	2,100,000
Transfer From General Fund	-	1,720,000	-	1,720,000
Water Operating Revenue Allocation	-	-	-	-
Total Recurring MIP Revenues	727,000	4,335,500	-	5,062,500
Other Revenues				
Infrastructure & Maintenance Fee	-	-	530,000	530,000
Sidewalk Contributions	-	105,000	-	105,000
Downtown SSA#14 Property Tax	-	70,000	-	70,000
Tollway Contribution	-	500,000	-	500,000
Grants	-	1,490,000	-	1,490,000
Interest on Investments	500	2,500	-	3,000
Total Other Revenues	500	2,167,500	530,000	2,698,000
Total Revenues	727,500	6,503,000	530,000	7,760,500
<u>Expenditures</u>				
Engineering	-	800,000	175,000	975,000
2023 Asphalt Resurfacing Program	-	500,000	-	500,000
Standpipe Rehabilitation	-	-	2,000,000	2,000,000
Drainage Improvements (ARPA Grants)	-	-	550,000	550,000
2023 Watermain Interconnection Program	-	-	500,000	500,000
Veeck Park Parking Lot Resurfacing	-	220,000	-	220,000
Pavement Preservation Pilot Program	-	200,000	-	200,000
Police & Fire Parking Lot North and West Resurfacing	-	160,000	-	160,000
Upgrade Tollway Pedestrian Bridge	-	40,000	-	40,000
Debt Service	-	2,744,755	-	2,744,755
Pavement Marking Program	-	15,000	-	15,000
50/50 Sidewalk Program	-	105,000	-	105,000
Localized Drainage Solutions	-	-	40,000	40,000
Elm Street Sidewalk Installation	-	50,000	-	50,000
Sidewalk ADA Plan	-	80,000	-	80,000
Sidewalk Saw Cutting	-	15,000	-	15,000
Total Expenditures	-	4,929,755	3,265,000	8,194,755
Excess of Revenue over Expenses	727,500	1,573,245	(2,735,000)	(434,255)
<u>Other Financing Sources/Uses</u>				
MFT Transfer	-	-	-	-
Water Capital Transfer	-	(1,735,000)	1,735,000	-
Excess of Revenue over Expenses	727,500	(161,755)	(1,000,000)	(434,255)
Beginning Fund Balance	461,014	3,025,617	1,161,359	4,647,990
Ending Fund Balance	1,188,514	2,863,862	161,359	4,213,735

**VILLAGE OF HINSDALE
CY 2023 BUDGET
GENERAL FUND 100
ALL PROGRAM REVENUE - ORG 1000**

Account Number	Revenue Description	2021 Actuals	2022 Budget	2022 Estimated	2023 Budget	Change From 2022 Budget	% Change from 2022 Budget
<u>5000 - Property Taxes</u>							
5003	POLICE PROTECTION TAX	2,767,653	2,863,815	2,836,477	3,003,552	139,737	4.9%
5005	FIRE PROTECTION TAX	2,767,653	2,863,815	2,836,477	3,003,552	139,737	4.9%
5007	POLICE PENSION PROPERTY TAX	637,469	646,214	640,691	729,082	82,868	12.8%
5009	FIRE PENSION PROPERTY TAX	1,165,404	1,141,607	1,131,547	1,146,821	5,214	0.5%
5011	HANDICAPPED REC PROGRAMS	78,638	78,954	79,073	82,855	3,901	4.9%
5021	ROAD & BRIDGE TAX	459,508	460,000	460,000	460,000	0	0.0%
	TOTAL	7,876,325	8,054,405	7,984,265	8,425,862	371,457	4.6%
<u>5100 - State/Federal/Local Tax Revenue</u>							
5101	SALES TAX	3,858,321	3,400,000	3,922,000	3,400,000	0	0.0%
5104	LOCAL USE TAX	653,207	726,956	679,000	610,000	(116,956)	-16.1%
5105	STATE INCOME TAX	2,225,663	1,900,000	2,687,000	2,400,000	500,000	26.3%
5107	STATE REPLACEMENT TAX	445,070	275,000	803,000	550,000	275,000	100.0%
5109	STATE REPLACEMENT TAX-R&B	10,275	6,500	17,000	6,500	0	0.0%
5113	PLACES FOR EATING TAX	413,074	390,000	453,000	425,000	35,000	9.0%
5117	CANNABIS TAX	23,391	28,755	28,755	30,000	1,245	4.3%
5131	STATE/LOCAL & FED GRANTS	65,685	30,000	40,000	30,000	0	0.0%
5139	SD 181 DECK MAINTENANCE	18,620	0	18,620	18,620	18,620	0.0%
	TOTAL	7,713,306	6,757,211	8,648,375	7,470,120	712,909	10.6%
<u>5200 - Utility Taxes</u>							
5201	UTILITY TAX - ELECTRIC	614,867	690,000	614,600	612,500	(77,500)	-11.2%
5203	UTILITY TAX - GAS	275,847	249,500	395,000	322,000	72,500	29.1%
5205	UTILITY TAX - TELEPHONE	445,150	400,000	385,339	345,000	(55,000)	-13.8%
5207	UTILITY TAX - WATER	392,405	400,000	395,000	400,000	0	0.0%
	TOTAL	1,728,268	1,739,500	1,789,939	1,679,500	(60,000)	-3.4%
<u>5300 - Licenses</u>							
5301	VEHICLE LICENSES	354,722	355,000	345,000	355,000	0	0.0%
5303	ANIMAL LICENSES	5,535	5,500	5,200	5,200	(300)	-5.5%
5305	LIQUOR LICENSES	70,800	55,000	55,000	55,000	0	0.0%
5307	BUSINESS LICENSES	26,341	45,000	40,000	40,000	(5,000)	-11.1%
5309	GENERAL CONTRACTORS LICENSES	54,750	60,000	46,000	46,000	(14,000)	-23.3%

**VILLAGE OF HINSDALE
CY 2023 BUDGET
GENERAL FUND 100
ALL PROGRAM REVENUE - ORG 1000**

Account Number	Revenue Description	2021 Actuals	2022 Budget	2022 Estimated	2023 Budget	Change From 2022 Budget	% Change from 2022 Budget
<u>5300 - Licenses (continued)</u>							
5311	CAB DRIVERS LICENSES	25	25	25	25	0	0.0%
5313	CATERERS LICENSES	8,000	12,000	16,625	14,500	2,500	20.8%
	TOTAL	520,174	532,525	507,850	515,725	(16,800)	-3.2%
<u>5400 - Permits</u>							
5401	BUILDING PERMITS	1,200,944	1,254,600	1,268,000	1,100,000	(154,600)	-12.3%
5411	ELECTRIC PERMITS	79,043	101,200	91,000	72,000	(29,200)	-28.9%
5413	PLUMBING PERMITS	163,433	165,600	164,700	142,200	(23,400)	-14.1%
5415	STORM WATER PERMITS	32,349	39,400	31,000	30,600	(8,800)	-22.3%
5421	OVERWEIGHT PERMITS	13,893	13,000	12,200	14,000	1,000	7.7%
5423	COOK COUNTY FOOD PERMITS	700	6,500	574	600	(5,900)	-90.8%
5425	COMMERICAL FILM PERMITS	3,800	5,000	3,850	4,000	(1,000)	-20.0%
5427	BLOCK PARTY PERMITS	0	0	0	0	0	0.0%
	TOTAL	1,494,161	1,585,300	1,571,324	1,363,400	(221,900)	-14.0%
<u>5500 - Fines</u>							
5501	COURT FINES	149,060	135,000	135,000	135,000	0	0.0%
5503	METER FINES	30,811	31,500	35,000	30,000	(1,500)	-4.8%
5511	VEHICLE ORDINANCE FINES	9,025	15,000	15,000	15,000	0	0.0%
5513	ANIMAL ORDINANCE FINES	1,095	1,000	1,000	1,000	0	0.0%
5515	PARKING ORDINANCE FINES	32,744	30,000	32,500	32,500	2,500	8.3%
5517	OTHER ORDINANCE FINES	1,000	500	0	500	0	0.0%
5519	IMPOUND FEES	36,175	25,000	45,000	40,500	15,500	62.0%
	TOTAL	259,910	238,000	263,500	254,500	16,500	6.9%
<u>5600 - Service Fees - Parks and Recreation</u>							
5601	GENERAL INTEREST	24,203	20,000	27,900	27,000	7,000	35.0%
5603	ATHLETICS	140,884	110,000	210,000	210,000	100,000	90.9%
5605	CULTURAL ARTS	10,616	12,000	13,500	12,000	0	0.0%
5607	EARLY CHILDHOOD	5,503	6,000	6,150	6,000	0	0.0%
5609	FITNESS	8,545	10,000	12,000	11,000	1,000	10.0%
5611	PADDLE TENNIS	0	0	0	0	0	0.0%
5613	SPECIAL EVENTS	20,934	18,000	17,100	17,000	(1,000)	-5.6%
5615	PICNIC	8,330	10,000	15,000	15,000	5,000	50.0%
5631	POOL RESIDENT FEES	85,100	85,000	120,046	110,000	25,000	29.4%

**VILLAGE OF HINSDALE
CY 2023 BUDGET
GENERAL FUND 100
ALL PROGRAM REVENUE - ORG 1000**

Account Number	Revenue Description	2021 Actuals	2022 Budget	2022 Estimated	2023 Budget	Change From 2022 Budget	% Change from 2022 Budget
<u>5600 - Service Fees - Parks and Recreation (continued)</u>							
5633	POOL NON-RESIDENT FEES	73,568	65,000	84,014	75,000	10,000	15.4%
5635	POOL DAILY FEES	87,081	75,000	103,969	80,000	5,000	6.7%
5637	POOL TEN-VISIT PASSES	23,541	21,500	19,867	20,000	(1,500)	-7.0%
5639	POOL CONCESSION	3,683	4,000	4,890	4,000	0	0.0%
5641	POOL CLASS REG-RESIDENT	10,881	20,000	21,666	20,000	0	0.0%
5643	POOL CLASS REG-NON RES	6,643	6,500	10,739	10,000	3,500	53.8%
5645	POOL CLASS PRIVATE LESSONS	41,749	10,000	23,713	20,000	10,000	100.0%
5647	MISC POOL REVENUE	72,570	55,000	63,147	55,000	0	0.0%
5649	TOWN TEAM	8,095	20,000	15,877	15,000	(5,000)	-25.0%
5663	KLM LODGE RENTALS	180,134	150,000	199,942	185,000	35,000	23.3%
5665	FIELD USE FEES	31,248	40,000	35,000	40,000	0	0.0%
TOTAL		843,306	738,000	1,004,520	932,000	194,000	26.3%
<u>5700 - Service Fees - Other</u>							
5711	LIBRARY ACCOUNTING	30,153	30,756	30,756	31,680	924	3.0%
5713	COPY SALES	38	50	50	50	0	0.0%
5721	DOWNTOWN METERS	136,306	120,000	74,000	32,000	(88,000)	-73.3%
5723	COMMUTER METERS	46,231	25,000	63,000	81,000	56,000	224.0%
5725	COMMUTER PERMITS	141,746	150,000	130,000	117,000	(33,000)	-22.0%
5727	MERCHANT PERMITS	52,900	60,000	47,000	47,000	(13,000)	-21.7%
5729	ROBBINS LOT PERMITS	0	0	0	26,400	26,400	0.0%
5731	HANDICAPPED PERMITS	78	50	78	50	0	0.0%
5741	RENTAL INCOME	87,876	102,000	111,341	117,346	15,346	15.0%
5743	CELL TOWER LEASES	94,310	94,500	97,354	98,282	3,782	4.0%
5745	TRANSCRIPTION/ZONING DEPARTMENT	31,800	28,000	28,000	28,000	0	0.0%
5747	PRE PLAN REVIEWS	722	500	770	500	0	0.0%
5751	AMBULANCE SERVICE	524,992	415,000	425,000	525,000	110,000	26.5%
5753	FIRE SVC. FEE-NON RESIDENT	1,293	0	1,300	1,300	1,300	0.0%
5755	FALSE ALARM FEES	0	2,500	1,600	3,100	600	24.0%
5757	ANNUAL ALARM FEES	14,180	38,000	10,000	38,000	0	0.0%
5759	ALARM REINSPECTION FEES	19,050	30,000	30,000	30,000	0	0.0%
5761	POLICE/FIRE REPORTS	3,726	2,500	2,500	2,500	0	0.0%
TOTAL		1,185,399	1,098,856	1,052,749	1,179,208	80,352	7.3%

VILLAGE OF HINSDALE
CY 2023 BUDGET
GENERAL FUND 100
ALL PROGRAM REVENUE - ORG 1000

Account Number	Revenue Description	2021 Actuals	2022 Budget	2022 Estimated	2023 Budget	Change From 2022 Budget	% Change from 2022 Budget
<u>5800 - Other Income</u>							
5801	INTEREST ON INVESTMENTS	(14,011)	5,000	5,000	150,000	145,000	2900.0%
5803	INTEREST ON PROPERTY TAXES	8	0	0	0	0	0.0%
5805	GAIN/LOSS ON INVESTMENTS	0	0	0	0	0	0.0%
5821	FRANCHISE FEES - CABLE TV	355,622	370,000	366,000	370,000	0	0.0%
5822	PEG FEES	22,739	25,000	21,200	21,200	(3,800)	-15.2%
5823	REIMBURSED ACTIVITY	362,256	210,000	212,000	181,000	(29,000)	-13.8%
5825	SALE OF PROPERTY PROCEEDS	51,545	25,000	94,140	26,000	1,000	4.0%
5827	DONATIONS	17,949	10,000	25,500	15,000	5,000	50.0%
5851	IPBC SURPLUS	0	0	0	0	0	0.0%
5891	CASH OVER/SHORT	211	0	0	0	0	0.0%
5899	MISCELLANEOUS INCOME	26,098	21,000	30,460	24,500	3,500	0.0%
TOTAL		822,416	666,000	754,300	787,700	121,700	18.3%
TOTAL REVENUES		22,443,265	21,409,797	23,576,822	22,608,015	1,198,218	5.6%

ALL PROGRAMS SUMMARY

DEPARTMENT 11: Finance and Administration

GOAL: To coordinate the implementation of Board policies and to ensure effective use of Village resources in all Village Departments for delivery of municipal services in a manner that is consistent with Board philosophy and resident satisfaction.

NARRATIVE: Finance and Administration is the Administrative Department of the Village. It incorporates Boards and Commissions, the Village Manager's Office, Finance, Information Technology, and Economic Development.

	CY2021 Budget	CY 2022 Budget	CY2022 Estimate	CY2023 Budget	Change From 2022 Budget	% Change From 2022 Budget
Employee Salaries	238,016	333,501	314,735	400,918	67,417	20.2%
Benefits & Employment Costs	433,065	479,725	483,489	488,319	8,594	1.8%
Contractual Services	1,455,101	1,513,059	2,192,252	1,192,960	(320,099)	-21.2%
Materials & Supplies	139,621	147,590	145,565	147,300	(290)	-0.2%
Repairs & Maintenance	21,106	13,312	13,300	13,300	(12)	-0.1%
Other Expenses	406,806	579,392	327,800	922,220	342,828	59.2%
Total Operating Expenses	2,693,715	3,066,579	3,477,141	3,165,017	98,438	3.2%
Capital Outlay	194,555	506,000	443,000	386,280	(119,720)	-23.7%
Grand Total	2,888,270	3,572,579	3,920,141	3,551,297	(21,282)	-0.6%

PERSONNEL		
JOB CLASSIFICATION		
Finance	2022	2023
Finance Director	1.00	1.00
Assistant Finance Director	1.00	1.00
Accountant	1.77	1.77
Accounting (Finance) Clerk	2.77	2.77
Payroll-HR Generalist	1.00	1.00
Total	7.54	7.54
Village Manager's Office	2022	2023
Village Manager	1.00	1.00
Assistant Village Manager	1.00	1.00
Human Resources Director	0.63	0.63
Village Clerk	0.80	1.00
Assistant to the Village Manager	1.00	0.00
Management Analyst	0.00	1.00
Channel 6 Broadcast Technician	0.25	0.00
Total	4.68	4.63
Grand Total	12.22	12.17

VILLAGE OF HINSDALE
CY 2023 BUDGET
GENERAL FUND 100
ADMINISTRATIVE SERVICES EXPENSES - 1100 TO 1400

Account Number	Account Description	2021 Actuals	2022 Budget	2022 Estimated	2023 Budget	Change From 2022 Budget	% Change from 2022 Budget
<u>7000 - Employee Salaries</u>							
7001	FULL-TIME SALARIES	1,030,864	1,149,100	1,010,000	1,124,761	(24,339)	-2.1%
7003	PART-TIME SALARIES	52,716	52,650	170,806	160,872	108,222	205.5%
7005	LONGEVITY PAY	700	700	700	1,200	500	71.4%
7009	VEHICLE ALLOWANCE	6,445	5,600	8,778	12,835	7,235	129.2%
7011	OVERTIME	5,875	5,500	4,500	5,500	0	0.0%
7023	WATER FUND COST ALLOCATION	(858,584)	(880,049)	(880,049)	(904,250)	(24,201)	2.7%
TOTAL		238,016	333,501	314,735	400,918	67,417	20.2%
<u>7100 - Benefits & Employment Costs</u>							
7101	SOCIAL SECURITY	59,603	75,271	75,217	75,506	235	0.3%
7103	MEDICARE	14,802	17,544	17,595	18,642	1,098	6.3%
7105	IMRF	105,105	106,471	106,000	60,550	(45,921)	-43.1%
7111	HEALTH INSURANCE	158,364	161,500	161,500	198,465	36,965	22.9%
7113	DENTAL INSURANCE	3,247	3,350	3,350	4,215	865	25.8%
7115	LIFE INSURANCE	2,096	2,150	2,150	2,189	39	1.8%
7117	IPBC SURPLUS	(12,508)	0	14,910	0	0	0.0%
7119	UNEMPLOYMENT COMP.	690	0	0	0	0	0.0%
7131	TUITION REIMBURSEMENT	1,363	20,000	20,000	15,282	(4,718)	-23.6%
7133	MILEAGE REIMBURSEMENT	0	200	0	200	0	0.0%
7135	BD OF FIRE/POLICE COMM.	43,369	15,000	15,000	30,000	15,000	100.0%
7137	EMPLOYMENT ADVERTISMTS.	1,256	2,500	5,000	7,500	5,000	200.0%
7139	PERSONNEL EXPENSES	5,643	17,869	17,550	16,024	(1,845)	-10.3%
7141	STAFF DEVELOPMENT & TRNG.	8,503	18,600	8,600	14,200	(4,400)	-23.7%
7143	MEMBERSHIP DUES/SUBSC.	25,417	25,170	22,617	27,721	2,551	10.1%
7145	UNIFORMS & APPAREL	710	2,200	2,200	1,950	(250)	-11.4%
7149	EMPLOYEE RECOG & RELATIONS	15,407	11,900	11,800	15,875	3,975	33.4%
TOTAL		433,065	479,725	483,489	488,319	8,594	1.8%
<u>7200 - Contractual Services</u>							
7201	LEGAL EXPENSES	665,492	965,000	1,607,000	588,000	(377,000)	-39.1%
7207	AUDITING SERVICES	35,086	39,586	39,000	41,915	2,329	5.9%
7209	ACCOUNTING SERVICES	48,533	21,000	8,316	21,000	0	0.0%
7211	ACTUARIAL SERVICES	14,820	14,000	14,000	14,750	750	5.4%
7213	CONSULTING SERVICES	252,841	100,000	135,000	18,250	(81,750)	-81.8%
7215	TOLLWAY EXP/LOBBYING	93,550	64,200	64,200	84,000	19,800	30.8%
7221	IT SERVICE CONTRACTS	189,501	190,000	190,000	196,580	6,580	3.5%
7223	DATA PROCESSING SERVICES	76,580	35,618	56,000	114,810	79,192	222.3%
7225	UTILITY BILLING EXPENSES	13,186	15,200	15,200	15,000	(200)	-1.3%
7227	VEHICLE LICENSE EXPENSES	18,139	18,400	19,436	22,000	3,600	19.6%

VILLAGE OF HINSDALE
CY 2023 BUDGET
GENERAL FUND 100
ADMINISTRATIVE SERVICES EXPENSES - 1100 TO 1400

Account Number	Account Description	2021 Actuals	2022 Budget	2022 Estimated	2023 Budget	Change From 2022 Budget	% Change from 2022 Budget
<u>7200 - Contractual Services (continued)</u>							
7231	TELECOMMUNICATIONS	14,296	19,175	22,300	23,575	4,400	22.9%
7233	CABLE/INTERNET	18,881	19,400	19,200	19,800	400	2.1%
7235	ELECTRIC	0	0	0	0	0	0.0%
7237	NATURAL GAS	0	0	0	0	0	0.0%
7247	LICENSES & PERMITS	347	0	0	0	0	0.0%
7249	RECORD RETENTION & DOCUMENT MGMT	80	580	100	580	0	0.0%
7251	RECORDING FEES - COUNTY	3,734	3,500	1,000	3,500	0	0.0%
7269	PARKING SYSTEM EXPENSES	1,426	2,200	1,500	2,200	0	0.0%
7277	CONTRIB TO OTHER AGENCIES	0	0	0	0	0	0.0%
7299	OTHER SERVICES	8,608	5,200	0	27,000	21,800	419.2%
TOTAL		1,455,101	1,513,059	2,192,252	1,192,960	(320,099)	-21.2%
<u>7300 - Materials & Supplies</u>							
7301	POSTAGE	15,022	20,800	20,000	20,800	0	0.0%
7303	OFFICE SUPPLIES	7,742	8,300	7,125	8,300	0	0.0%
7305	BREAKROOM SUPPLIES & COFFEE	939	2,000	1,100	2,000	0	0.0%
7307	PRINTING AND PUBLICATIONS	14,903	11,000	11,000	11,000	0	0.0%
7311	GASOLINE & OIL	0	0	0	0	0	0.0%
7391	COMPUTER HARDWARE, SOFTWARE & SUPLS	100,517	105,490	105,490	105,200	(290)	-0.3%
7399	NON-CAPITALIZED EQUIPMENT	496	0	850	0	0	0.0%
TOTAL		139,621	147,590	145,565	147,300	(290)	-0.2%
<u>7400 - Repairs & Maintenance</u>							
7405	COMP. & OFFICE EQUIP. MAINT.	21,106	13,312	13,300	13,300	(12)	-0.1%
TOTAL		21,106	13,312	13,300	13,300	(12)	-0.1%
<u>7500 - Other Expenses</u>							
7501	PLAN COMMISSION	0	1,000	0	1,000	0	0.0%
7503	HISTORIC PRESERVATION COM	6,267	40,000	10,000	10,000	(30,000)	-75.0%
7505	ECONOMIC DEV COMMISSION	99,047	90,000	90,000	90,000	0	0.0%
7507	CEREMONIAL OCCASIONS	0	0	0	100,000	100,000	100.0%
7509	HPC INCENTIVE PROG GRANTS	0	0	0	40,000	40,000	100.0%
7513	BANK FEES	72,478	62,000	85,000	80,000	18,000	29.0%
7522	INSURANCE LIABILITY	0	0	0	0	0	0.0%
7523	IRMA PREMIUMS	1,553	21,192	12,100	64,020	42,828	202.1%
7525	SELF-INSURED DEDUCTIBLE	11,250	15,000	0	12,000	(3,000)	-20.0%
7591	CONTINGENCY	0	350,000	0	350,000	0	0.0%
7593	COVID 19 EXPENSES	13,815	0	500	0	0	0.0%

VILLAGE OF HINSDALE
CY 2023 BUDGET
GENERAL FUND 100
ADMINISTRATIVE SERVICES EXPENSES - 1100 TO 1400

Account Number	Account Description	2021 Actuals	2022 Budget	2022 Estimated	2023 Budget	Change From 2022 Budget	% Change from 2022 Budget
<u>7500 - Other Expenses (continued)</u>							
7595	SALES TAX INCENTIVE PYMTS.	202,261	0	130,000	175,000	175,000	100.0%
7599	MISCELLANEOUS EXPENSES	135	200	200	200	0	100.0%
	TOTAL	406,806	579,392	327,800	922,220	342,828	59.2%
	TOTAL EXPENSES	2,693,715	3,066,579	3,477,141	3,165,017	98,438	3.2%

FINANCE AND ADMINISTRATION DEPARTMENT

OBJECTIVES & ACCOMPLISHMENTS

Looking Forward: 2023 Objectives

1. Continue implementation of the Enterprise Resource Planning (ERP) financial management system replacement project. Anticipated efficiencies include online payments and digital pay components. Implementation will continue for Community Development in 2023.
2. Evaluate the staffing model of the Village as the various ERP applications are implemented to assess where efficiencies may be gained in terms of FTE staffing levels.
3. Evaluate and research the Village's telephone system and capabilities and determine if a remotely hosted IP based system is a long-term cost-effective alternative to our current system.
4. Continue to negotiate the terms of an agreement with the Illinois Tollway covering the redevelopment of the Tollway Oasis.
5. Continue to monitor Village-wide staffing in all Village departments to ensure effectiveness and efficiency.
6. Continue to provide training opportunities to employees, including quarterly supervisor training and regular meetings between staff and the Village Manager.
7. Continue to monitor the Central Tri-State widening project for compliance with the Village's IGA with the Illinois Tollway to minimize the impact on the Village and its residents.
8. Continued evaluation of the Village's emergency communications capabilities with residents and other stakeholders and develop an implementation plan for improvements.
9. Review of organization-wide overtime costs. Build bench strength through cross training and enhanced process documentation.
10. Develop and implement standardized monthly financial reporting for all stakeholders.
11. Monitor progress of pension consolidation, as well as proposed legislation that may impact pension funding.
12. Engage Historic Preservation Commission on planning for Hinsdale's 150th Anniversary (2023)
13. Review and implement an updated outdoor dining solution for the Central Business District.

Reviewing The Year: 2022 Objectives

1. Continue implementation of the Enterprise Resource Planning (ERP) financial management system replacement project. Anticipated efficiencies include online payments and digital pay components. Implementation will begin for Community Development in 2022.

Staff transitioned to Dave Vannorsdel as a project consultant and made continued progress in implementation. Human Resources, cash receipts, and utility billing have completed most of the implementation components, with additional functionality to review and deploy on-line payments and permits are expected to be on-line by November 2022. Community Development implementation will continue in 2023.

2. Evaluate the staffing model of the Village as the various ERP applications are implemented in order to assess where efficiencies can be gained in terms of FTE staffing levels.

This evaluation is ongoing. No positions were eliminated or reduced in 2022 as a result of the ERP implementation and will be evaluated later, as full functionality is obtained.

3. Evaluate and research the Village's telephone system and capabilities and determine if a remotely hosted IP based system is a cost-effective alternative to our current system.

System evaluation is still in progress. Staff has obtained a model RFP and continues to make progress.

4. Continue to negotiate the terms of an agreement with the Illinois Tollway covering the redevelopment of the Tollway Oasis.

Negotiations continue.

5. Continue to monitor Village-wide staffing changes as a result of reorganizations in all Village departments to ensure effectiveness and efficiency.

Staffing levels and configurations are continually being evaluated, especially as vacancies arise.

6. Continue to provide training opportunities to employees, including quarterly supervisor training and regular meetings between staff and the Village Manager.

The Village provided all legally mandated training. In addition, virtual leadership training was offered for developing management staff.

7. Continue to monitor the Central Tri-State widening project for compliance with the Village's IGA with the Tollway to minimize the impact the widening has on the Village.

Two IGA's between the Village and the Illinois Tollway were developed including one related to a pedestrian bridge, one related to temporary land use and one related to underground water detention and expansion of a Village park.

8. Evaluate the Village's emergency communications capabilities with residents and develop an implementation plan for improvements.

The Village uses CodeRed for emergency communications and have expanded the CodeRed database to ensure timely emergency notifications.

9. Assist other departments in reducing their overtime costs by reviewing on a consistent basis.

Staff has completed an initial overtime review, utilizing MUNIS, with the recommendation to further define overtime uses (i.e. specific special events such as 4th of July or Uniquely Thursdays) in order to determine opportunities for savings. Staff continues to monitor overtime expenditure.

VILLAGE MANAGER'S OFFICE

Activity Measures

Calendar Year	2018	2019	2020	2021	2022***
Freedom of Information Requests	348	403	330	323	177
Ordinances/Resolutions Adopted	66	58	49	58	19
Liquor Licenses	32	43	26	34	23
# Meetings/Minutes (1)	35	34	41	48	20
Employee Recruitments	23	13	6	13	6
Employee Promotions	9	2	1	7	1
Business Site Visits	129	59	0	26	42

Risk Management

General Liability Claims	9 (2)	14 (3)	1	3	4
Property Claims	2	4	1	8	1
Workers Compensation Claims	11	14	17	7	7
Auto Liability	5	2	1	4	3
Auto Physical Liability	5	7	3	2	3

*** 2022 Activity Measures include three quarters of information (January -September).

- (1) Meetings/Minutes includes Board of Trustees, Board of Trustees closed sessions, Committee of the Whole, and Zoning Board of Appeals.
- (2) Six of the nine General Liability Claims were denied by IRMA, resulting in no loss financially.
- (3) Ten of the fourteen General Liability Claims were denied by IRMA, resulting in no loss financially.

FINANCE DEPARTMENT

Activity Measures

Calendar Year	2018	2019	2020	2021	2022**
Utility Bills Issued	35,114	35,169	35,275	35,312	26,568
Vehicle Licenses Issued	9,927	9,601	8,548	8,306	7,954
Animal Licenses Issued	1,366	1,309	1,108	1,086	966
Business Licenses Issued*	536	542	628	299	376
General Contractor Licenses Issued	158	205	198	194	157
Alarm Permits Issued	1,725	1,938	1,746	895	362
Payroll Checks/Direct Deposits Issued	4,693	4,895	4,197	4,813	4,042
Accounts Payable Checks Issued	3,902	4,058	3,243	3,062	2,319
Number of Invoices Issued (1)	877	882	827	437	587
Number of Food & Beverage Returns	441	447	425	376	286

**(1)* Processed invoices in Munis began in August 2021. Comprehensive totals will be provided starting in 2022.*

**The number of Business Licenses issued is reported based on when paid not the year to which it applies.*

*** 2022 Activity Measures only include three quarters of information (January – September).*

CABLE TELEVISION

Activity Measures

Calendar Year	2018	2019	2020 (1)	2021	2022
Number Public Meetings Broadcast	63	56	62	83	58
Hours of Programming Aired	5,760	5,621	5,708	5,468	5,608
Hours of Live Broadcast	87	83	50	73	52
Hours of Public Meetings Broadcast (2)	3,265	3,301	3,495	2,646	3,210
Village Board	392	297	1,094	1,095	450
Committee of the Whole	180	163	548	274	110
Economic Development Commission	225	207	366	354	116
Committee of the Whole joint meeting with Finance Commission	263	227	112	0	1
Historic Preservation Commission	371	325	310	274	254
Park and Recreation Commission	369	312	312	274	262
Plan Commission	510	581	444	547	254
Zoning Board of Appeals	428	328	309	547	276
Other Meetings/Forums	0	0	0	0	0

*** 2022 Activity Measures only include three quarters of information (January – September).

- (1) 2020 was the first year of the COVID-19 pandemic, where meetings were held remote and broadcast via Zoom, as well.
- (2) Hours of Public Meeting Broadcast are hours per quarter that recorded meetings are played on Channel 6.

INFORMATION SERVICES PROGRAM

Activity Measures

Calendar Year	2017	2018	2019	2020	2021***	2022
Computers Maintained	89	130(1)	130(1)	140(1)	156	169
Computers Replaced	14	3	3	17	9	7
Physical Servers Maintained	7	7	7	7	10	2
Virtual Servers Maintained	13	13	13	13	21	12
eHinsdale Subscribers	1,171	1,239	1,532	1,532	3,850	2,695*
Unique visits to website	172,294	169,476	205,935	197,458	137,547	180,311*
Avg # of pages viewed	4.56	4.38	4.27	4.43	2.47	3.72*
Most popular pages	Village of Hinsdale home page, Parks and Recreation, Police Department, Katherine Legge Memorial Park and Lodge, Employment Opportunities, Public Services					*

*** 2022 Activity Measures only include three quarters of information (January - September).

(1) Listing has been updated to include computers and mobile data terminals located in Police and Fire vehicles which are all maintained by the Information Services Division.

ECONOMIC DEVELOPMENT PROGRAM

OBJECTIVES & ACCOMPLISHMENTS

.....

Looking Forward: 2023 Objectives

1. Continue ongoing efforts to attract new businesses and retain existing businesses, and conduct special events and promotions in partnership with the Hinsdale Chamber of Commerce.
2. Contingent on budget allocations, the following items will be implemented as part of the five-year capital plan:
 - a. Design, bid and construct Historic Robbins Parks signs
 - b. Design, bid, and implement Historic Downtown Streetscape/Outdoor Dining
 - c. Design, bid, and implement a parking deck beautification project complete with a new pedestrian friendly walkway, signage and lighting.
3. Serve as liaison to the business community and utilize the Hinsdale Outreach email as appropriate to communicate important information.
4. Implement Economic Development Commission (EDC) framework, to better assist the business community.
5. Continue the business site visit program in which a representative from the Village conducts visits of Hinsdale businesses. This program is intended to provide an informal opportunity for business owners to engage in a dialogue with the Village, with a goal of visiting 12 businesses each quarter.
6. Continue to oversee in-house marketing campaigns promoting local businesses, including print, social media, and newsletters.
7. Oversee the annual Health & Wellness week, and Restaurant Week.
8. Assist with Outdoor Dining program.

Reviewing The Year: 2022 Objectives

1. Continue ongoing efforts to attract new businesses and retain existing businesses, and conduct special events and promotions in partnership with the Hinsdale Chamber of Commerce.

This year, staff worked with the contracted marketing agency, Direct Advantage, to put together the third annual Hinsdale Restaurant Week that took place in late May. Staff also continued to collaborate with the EDC, Direct Advantage and the Hinsdale Chamber of Commerce to update the marketing campaign to promote shopping local. The campaign has been well received, and the local business community asked for the Shop Local portion to continue and transition with each season. Light pole banners, flyers, posters, local newspaper ads, and social media posts were used to promote this campaign. Current data shows that the retail vacancies, throughout Hinsdale are currently 3.6%.

2. Contingent on budget allocations, the following items will be implemented as part of the five-year capital plan:
 - a. Design, bid and construct six new entry markers to replace the old, weathered wood entry markers. *Completed under budget.*
 - b. Design, bid, and implement a parking deck beautification project complete with a new pedestrian friendly walkway, signage and lighting. *Deferred to 2023 due to construction conflict with the Garfield Street resurfacing.*
3. Serve as liaison to the business community and utilize the Hinsdale Outreach email as appropriate to communicate important information.
In an effort to continue our role as a liaison to the business community and the Hinsdale Chamber of Commerce, staff attended Chamber Board meetings, quarterly business meetings.
4. Implement new Economic Development Commission (EDC) framework, as designed in 2020, to better assist the business community. Continue with quarterly business meetings.
EDC meetings have been held on a quarterly basis and meeting times have been at 8:45am to allow for members to more easily participate prior to store or office hours.
5. Continue the business site visit program in which a representative from the Village conducts visits of Hinsdale businesses. This program is intended to provide an informal opportunity for business owners to engage in a dialogue with the Village, with a goal of visiting 12 businesses each quarter.
Staff completed quarterly business site visits to 42 total businesses.
6. Assist with the Village-wide software implementation project as needed.
Staff has assisted with the implementation and training on the MUNIS system as required.

ECONOMIC DEVELOPMENT PERFORMANCE MEASURES

	<u>GOAL</u>	<u>2021</u>	<u>2022</u>				<u>2022 Yr-End</u>
			<u>Q1</u>	<u>Q2</u>	<u>Q3</u>	<u>Q4</u>	
<u>Business License Compliance in Commercial Retail Districts</u>							
<i>Reach 90% compliance of retail businesses in commercially-zoned districts</i>							
Business License Compliance	90%	87%	87%	87%	93%		
<i>*collection was delayed due to COVID19</i>							

	<u>GOAL</u>	<u>2021</u>	<u>2022</u>				<u>2022 Yr-End</u>
			<u>Q1</u>	<u>Q2</u>	<u>Q3</u>	<u>Q4</u>	
<u>Retail Space Vacancy:</u>							
<i>Maintain at or below 10% retail vacancy rate</i>							
<i>Data obtained through Choose DuPage</i>							
Retail Space Vacancy	< 10%	3.8%	3.8%	3.0%	3.6%		

	<u>GOAL</u>	<u>2021</u>	<u>2022</u>				<u>2022 Yr-End</u>
			<u>Q1</u>	<u>Q2</u>	<u>Q3</u>	<u>Q4</u>	
<u>Business Site Visits:</u>							
<i>12 business site visits per quarter</i>							
Business Site Visits	60	36	10	16	42		

	<u>GOAL</u>	<u>2021</u>	<u>2022</u>				<u>2022 Yr-End</u>
			<u>Q1</u>	<u>Q2</u>	<u>Q3</u>	<u>Q4</u>	
<u>Business Prospects/Development Inquiries:</u>							
<i>12 business development contacts per quarter (one per week)</i>							
Bus. Prospects/Develop. Inquiries	48	12	0	3	7		

	<u>GOAL</u>	<u>2021</u>	<u>2022</u>				<u>2022 Yr-End</u>
			<u>Q1</u>	<u>Q2</u>	<u>Q3</u>	<u>Q4</u>	
<u>Business Directory Listings:</u>							
<i>100% of retail businesses listed on website within 10 days of issuance of a business license.</i>							
Business Listings	100%						
<i>Not completed due to staffing vacancy</i>							

ALL PROGRAMS SUMMARY

DEPARTMENT 21: Police

GOAL: The goal and mission of the Hinsdale Police Department is to provide the community with impartial law enforcement, community-oriented services and police protection, while maintaining the highest ethical and professional standards.

NARRATIVE: The Police Department consists of three budget programs employing 25 sworn police officers. This Department also includes 1 full time records clerk, 1 full time administrative analyst, .5 FTE Investigations Assistant, .31 FTE clerks/aides, 2.88 of community service and parking enforcement officer. Expenditures for police support services (2100), patrol operations (2200) and parking operations (2300) are included in this department.

	<u>CY 2021 Budget</u>	<u>CY 2022 Budget</u>	<u>CY 2022 Estimate</u>	<u>CY 2023 Budget</u>	<u>Change From 2022 Budget</u>	<u>% Change From 2022 Budget</u>
Employee Salaries	3,329,917	3,164,896	3,200,640	3,286,708	121,812	3.8%
Benefits & Employment Costs	1,286,266	1,333,460	1,380,290	1,410,987	77,527	5.8%
Contractual Services	515,407	505,318	510,525	573,029	67,711	13.4%
Materials & Supplies	120,412	109,681	135,040	134,071	24,390	22.2%
Repairs & Maintenance	67,529	65,790	85,924	71,090	5,300	8.1%
Other Expenses	69,347	83,005	63,692	171,004	87,999	106.0%
Total Operating Expenses	5,388,879	5,262,150	5,376,112	5,646,889	384,739	7.3%
Capital Outlay	183,237	589,000	395,754	484,600	(104,400)	-17.7%
Grand Total	5,572,116	5,851,150	5,771,866	6,131,489	280,339	4.8%

PERSONNEL		
JOB CLASSIFICATION	2022	2023
Chief	1.00	1.00
Deputy Chief	1.00	1.00
Sergeants	5.00	5.00
Sworn Officers	19.00	18.00
Administrative Analyst	1.00	1.00
Management Analyst	0.50	0.00
Record Clerk	1.00	1.00
Investigations Assistant	0.00	0.50
Investigative Aide	0.31	0.31
Community Service Officer	2.88	2.88
Total	31.69	30.69

**VILLAGE OF HINSDALE
CY 2023 BUDGET
GENERAL FUND 100
POLICE EXPENSES - ORG 2100 to 2300**

Account Number	Account Description	2021 Actuals	2022 Budget	2022 Estimated	2023 Budget	Change From 2022 Budget	% Change from 2022 Budget
<u>7000 - Employee Salaries</u>							
7001	FULL-TIME SALARIES	2,790,227	2,795,685	2,736,677	2,855,262	59,577	2.1%
7003	PART-TIME SALARIES	91,708	112,500	92,030	119,383	6,883	6.1%
7005	LONGEVITY PAY	6,800	6,000	6,800	8,100	2,100	35.0%
7009	VEHICLE ALLOWANCE	1,398	1,400	1,400	235	(1,165)	-83.2%
7011	OVERTIME	419,547	270,500	342,500	325,500	55,000	20.3%
7013	REIMBURSABLE OVERTIME	18,724	0	20,720	0	0	0.0%
7015	REIMBURSABLE OT - GRANTS	22,186	0	21,702	0	0	0.0%
7023	WATER FUND COST ALLOCATION	(20,672)	(21,189)	(21,189)	(21,772)	(583)	2.8%
TOTAL		3,329,917	3,164,896	3,200,640	3,286,708	121,812	3.8%
<u>7100 - Benefits & Employment Costs</u>							
7101	SOCIAL SECURITY	20,133	25,749	22,600	19,832	(5,917)	-23.0%
7103	MEDICARE	46,409	50,592	47,029	43,132	(7,460)	-14.7%
7105	IMRF	32,218	36,547	22,500	13,904	(22,643)	-62.0%
7107	POLICE PENSION CONTRIBUTIONS	637,105	646,624	646,624	736,446	89,822	13.9%
7111	HEALTH INSURANCE	489,238	480,500	471,215	497,686	17,186	3.6%
7113	DENTAL INSURANCE	13,178	13,010	12,646	12,464	(546)	-4.2%
7115	LIFE INSURANCE	5,940	5,890	6,209	6,507	617	10.5%
7117	IPBC SURPLUS	(33,003)	0	80,967	0	0	0.0%
7119	UNEMPLOYMENT COMP.	0	0	0	0	0	0.0%
7133	MILEAGE REIMBURSEMENT	1,114	1,000	2,000	2,000	1,000	100.0%
7139	PERSONNEL EXPENSES	632	0	0	0	0	0.0%
7141	STAFF DEVELOPMENT & TRNG.	28,226	28,050	25,000	33,600	5,550	19.8%
7143	MEMBERSHIP DUES & SUBSCRIPS.	16,385	18,001	18,001	19,815	1,814	10.1%
7145	UNIFORMS & APPAREL	27,498	26,497	24,500	24,500	(1,997)	-7.5%
7147	OVERTIME MEALS	0	0	0	0	0	0.0%
7149	EMPLOYEE RECOG & RELATIONS	1,192	1,000	1,000	1,100	100	10.0%
TOTAL		1,286,266	1,333,460	1,380,290	1,410,987	77,527	5.8%
<u>7200 - Contractual Services</u>							
7213	CONSULTING SERVICES	4,740	2,325	4,000	4,450	2,125	91.4%
7223	DATA PROCESSING SERVICES	95,386	64,802	85,019	91,070	26,268	40.5%
7231	TELECOMMUNICATIONS	34,068	39,900	40,800	44,000	4,100	10.3%
7233	CABLE/INTERNET	2,795	2,840	2,924	3,050	210	7.4%
7235	ELECTRIC	2,304	2,700	2,743	3,000	300	11.1%
7237	NATURAL GAS	6,355	7,000	6,800	7,000	0	0.0%
7239	FLAGG CREEK SEWER CHARGE	0	0	0	0	0	0.0%
7241	CUSTODIAL SERVICES	17,448	16,900	0	16,900	0	0.0%

**VILLAGE OF HINSDALE
CY 2023 BUDGET
GENERAL FUND 100
POLICE EXPENSES - ORG 2100 to 2300**

Account Number	Account Description	2021 Actuals	2022 Budget	2022 Estimated	2023 Budget	Change From 2022 Budget	% Change from 2022 Budget
<u>7200 - Contractual Services (continued)</u>							
7247	LICENSES & PERMITS	1,092	1,780	1,400	2,010	230	12.9%
7249	RECORD RETENTION & DOC MA	3,224	4,382	4,000	4,900	518	11.8%
7263	DISPATCH SERVICES	311,049	317,324	317,324	350,000	32,676	10.3%
7269	PARKING SYSTEM EXPENSES	14,856	17,500	17,500	18,784	1,284	7.3%
7276	CALEA REACCREDITATION FEES	753	4,745	4,745	4,745	0	0.0%
7277	CONTRIB TO OTHER AGENCIES	20,500	23,120	23,120	23,120	0	0.0%
7299	OTHER SERVICES	837	0	150	0	0	0.0%
TOTAL		515,407	505,318	510,525	573,029	67,711	13.4%
<u>7300 - Materials & Supplies</u>							
7301	POSTAGE	686	0	29	0	0	0.0%
7303	OFFICE SUPPLIES	5,557	6,000	5,500	6,000	0	0.0%
7305	BREAKROOM SUPPLIES & COFFEE	0	0	67	0	0	0.0%
7307	PRINTING AND PUBLICATIONS	2,191	3,000	3,000	3,000	0	0.0%
7311	GASOLINE & OIL	43,641	42,000	64,328	54,000	12,000	28.6%
7313	MOTOR VEHICLE SUPPLIES	0	0	0	0	0	0.0%
7327	BUILDING & MAINT SUPPLIES	1,997	2,000	2,200	2,200	200	10.0%
7329	TOOLS & HARDWARE	0	0	0	0	0	0.0%
7341	CITIZENS' POLICE ACADEMY	0	250	250	300	50	20.0%
7343	RANGE SUPPLIES	10,917	10,000	10,000	10,500	500	5.0%
7351	EMERGENCY MGMT. SUPPLIES	0	0	0	0	0	0.0%
7353	MEDICAL/SAFETY SUPPLIES	1,787	1,500	1,350	1,500	0	0.0%
7359	POLICE DEPARTMENT SUPPLIES	11,981	9,000	8,700	9,400	400	4.4%
7391	COMPUTER HARDWARE, SOFTWARE & SUPLS	41,656	35,931	39,616	47,171	11,240	31.3%
7399	NON-CAPITALIZED EQUIPMENT	0	0	0	0	0	0.0%
TOTAL		120,412	109,681	135,040	134,071	24,390	22.2%
<u>7400 - Repairs & Maintenance</u>							
7401	BUILDINGS MAINTENANCE	13,496	26,000	26,000	26,000	0	0.0%
7403	GENERAL EQUIPMENT MAINTENANCE	2,365	4,550	11,693	12,550	8,000	175.8%
7405	COMPUTER & OFF EQUIP MAINTENANCE	9,338	9,740	17,550	6,740	(3,000)	-30.8%
7407	MOTOR VEHICLE MAINTENANCE	41,447	25,000	30,000	25,000	0	0.0%
7409	RADIOS MAINTENANCE	264	0	0	0	0	0.0%
7417	PARKING METER SYSTEM MAINTENANCE	619	500	680	800	300	60.0%
TOTAL		67,529	65,790	85,924	71,090	5,300	8.1%

VILLAGE OF HINSDALE
CY 2023 BUDGET
GENERAL FUND 100
POLICE EXPENSES - ORG 2100 to 2300

Account Number	Account Description	2021 Actuals	2022 Budget	2022 Estimated	2023 Budget	Change From 2022 Budget	% Change from 2022 Budget
<u>7500 - Other Expenses</u>							
7523	IRMA PREMIUMS	2,292	43,005	23,692	129,004	85,999	200.0%
7525	SELF-INSURED DEDUCTIBLE	67,055	40,000	40,000	42,000	2,000	5.0%
	TOTAL	69,347	83,005	63,692	171,004	87,999	106.0%
	TOTAL EXPENSES	5,388,879	5,262,150	5,376,112	5,646,889	384,739	7.3%

SUPPORT SERVICES (POLICE)

OBJECTIVES & ACCOMPLISHMENTS

Looking Forward: 2023 Objectives

- 1) Implement policies and training associated with the passage of the Safe-T act.
- 2) Complete a study of the use of civilian staff at the police department as a response to transitions out of the organization and anticipated retirements.
- 3) Study options for local adjudication.
- 4) Review overtime and identify ways to reduce costs.
- 5) Review less than lethal force options and begin a transition to safer technologies.
- 6) Review the State Accreditation process as a possible replacement to CALEA.

Reviewing the Year: 2022 Objectives

- 1) Implement policies and training associated with deployment of new firearms.
This was completed.
- 2) Continue the implementation of the Body Worn Camera program. Develop the acting directives into policy.
The Body Worn Cameras were deployed.
- 3) Complete a study of the use of civilian staff at the police department as a response to transitions out of the organization and anticipated retirements.
This is occurring in the 4th quarter in 2022.
- 4) Study options for local adjudication.
This was deferred.
- 5) Review overtime and identify ways to reduce costs.
This objective is ongoing and will continue into 2023.

POLICE DEPARTMENT

Activity Measures

	2018	2019	2020	2021	2022***
Calls for Service	15,924	16,254	14,590	16091	10,137
Part I Offenses (1)	100	183	364	52	89
Other Offenses (2)	1,968	1,895	2,266	938	1065
Traffic / Warning Citations	5,256	5,275	4,203	2,434	3223
Meter Citations	17,551	18,742	4,931	1,870	1605
All Other Citations	4,415	3,605	1,035	648	988
Adult Arrests (3)	252 (6)	287	237	124	168
Juvenile Arrests (4)	19 (6)	45	48	22	24
Diversion Programs (5)	7	13	18	8	10
DUI Arrests	75	67	71	38	54

Footnotes

(1) Part I Offenses as defined by the FBI include criminal homicide, rape, armed robbery, robbery, aggravated battery, aggravated assault, burglary, burglary to a motor vehicle, theft, motor vehicle theft, arson, and human trafficking.

(2) Other Offenses are based upon Call for Service (CFS) reports which include: simple battery, simple assault, domestic violence, deception, criminal damage, weapons offenses, and offenses involving children, criminal trespass, drug offenses, disorderly conduct, disturbance, harassment, and identity theft.

(3) Adult arrests and juvenile arrests include any local ordinance, misdemeanor, or felony offense. It also includes driver's license offenses such as driving with a suspended driver's license, expired driver's license, and mandatory insurance violations. Juvenile arrests also include incidents where juveniles have received an informal station adjustment.

(4) Juvenile arrests assigned to a diversion program include Peer Jury, STAAT, and station adjustment.

(5) Effective June 18, 2019, HPD implemented the new countywide computer-aided dispatch (CAD) system and records management system (RMS)

(6) Coronavirus (COVID-19) impact on 2020 YTD Totals.

*** 2022 Activity Measures only include information (January –September).

POLICE DEPARTMENT PERFORMANCE MEASURES

Performance measures were implemented in 2013

CALENDAR YEAR	<u>GOAL</u>	<u>'17 - '20</u>	<u>2022</u>			
<u>Calls for Service</u>			Q1	Q2	Q3	Q4
<i>Police response time for in-progress Part I offenses. (Homicide, sexual assault, armed robbery, robbery, aggravated battery, burglary, arson, etc.) ≤ 5-year historical average.</i>	75% under 2min 48 sec	2020=2min 17 sec 2019= 2min 26 sec 2018= 2min 28 sec 2017= 3min 16 sec	71%	71%	80%	

	<u>GOAL</u>	<u>'17 - '20</u>	<u>2022</u>			
<u>Vehicle Crash Reduction Efforts</u>			Q1	Q2	Q3	Q4
Maintain crashes below the previous 3-yr avg utilizing public education, enforcement & engineering	612	2020=371 2019=596 2018=667 2017 = 574	118	141	118	
			<u>2021</u>			
			Q1	Q2	Q3	Q4
			100	128	127	131
						<u>2021</u>
						487

*** 2022 Performance Measures only include three-quarters of information (January -September).

PATROL OPERATIONS (POLICE)

OBJECTIVES & ACCOMPLISHMENTS

Looking Forward: 2023 Objectives

- 1) Continue to study and make recommendations to the Village Board on parking controls and enforcement in the Business District.
- 2) Develop systems to collaboratively address regional crime patterns impacting Hinsdale and the DuPage County Communities.
- 3) Develop Strategies and programs to efficiently accommodate legislative training mandates for sworn officers
- 4) Research alternative accreditation authorities and deliberate to determine the most suitable policy & procedure platform
- 5) Continue to expand officer training and technology to address mass casualty incidents and school-related response techniques.

Reviewing the Year: 2022 Objectives

- 1) Initiate a hiring cycle in coordination and compliance with the Board of Fire and Police Commissioners and with the continued relationship with the Illinois Commission of Diversity and Human Relations.

The police department recruited and hired a 25th and 26th position in anticipation of retirement.

- 2) Study and make recommendations to the Village Board on parking controls and enforcement in the Business District.

The Village Board approved and the process was implemented.

- 3) Develop systems to collaboratively address regional crime patterns impacting Hinsdale and the DuPage County Communities

The police department ran a number of task forces to address regional crime issues in 2022.

ALL PROGRAMS SUMMARY

DEPARTMENT 31: Fire

GOAL: To provide professional service in the areas of medical services, fire suppression and specialized rescue with emphasis in fire prevention, code enforcement, public safety fire education and community support with a vision to enhance the quality and depth of the service the department provides.

NARRATIVE: The Fire Department (3100) personnel is comprised of 23 sworn members, .725 FTE Administrative Secretary, and 2 part-time Fire Inspectors. Emergency services are provided in 3 categories – fire related, emergency medical services (EMS) related, and emergency/service related. This function also provides overall fire administration, training, fire prevention & inspection, and emergency management.

	<u>CY 2021</u>	<u>CY 2022</u>	<u>CY 2022</u>	<u>CY 2023</u>	<u>Change From</u>	<u>% Change From</u>
	<u>Budget</u>	<u>Budget</u>	<u>Estimate</u>	<u>Budget</u>	<u>2022 Budget</u>	<u>2022 Budget</u>
Employee Salaries	2,948,146	2,726,311	2,922,419	2,920,528	194,217	7.1%
Benefits & Employment Costs	1,656,972	1,660,342	1,595,779	1,700,825	40,483	2.4%
Contractual Services	193,419	199,377	202,947	221,158	21,781	10.9%
Materials & Supplies	75,350	83,796	96,045	92,876	9,080	10.8%
Repairs & Maintenance	108,630	97,772	93,472	145,932	48,160	49.3%
Other Expenses	79,653	69,645	46,841	153,925	84,280	121.0%
Total Operating Expenses	5,062,170	4,837,243	4,957,503	5,235,244	398,001	8.2%
Capital Outlay	66,489	340,000	286,247	69,000	(271,000)	-79.7%
Grand Total	5,128,659	5,177,243	5,243,750	5,304,244	127,001	2.5%

PERSONNEL		
JOB CLASSIFICATION	2022	2023
Chief	1.00	1.00
Assistant Chief	1.00	1.00
Captain	3.00	3.00
Lieutenant	3.00	3.00
Firefighter / Paramedic	15.00	15.00
Fire Prevention Inspectors Part-Time	0.65	0.65
Administrative Services Coordinator	0.00	0.00
Management Analyst	0.50	0.00
Administrative Secretary - Part-Time	0.00	0.725
Total	24.15	24.38

VILLAGE OF HINSDALE
CY 2023 BUDGET
GENERAL FUND 100
FIRE EXPENSES - ORG 3100

Account Number	Account Description	2021 Actuals	2022 Budget	2022 Estimated	2023 Budget	Change From 2022 Budget	% Change from 2022 Budget
<u>7000 - Employee Salaries</u>							
7001	FULL-TIME SALARIES	2,536,714	2,468,900	2,440,042	2,506,016	37,116	1.5%
7003	PART-TIME SALARIES	51,090	56,500	51,966	91,799	35,299	62.5%
7005	LONGEVITY PAY	10,500	10,500	11,200	11,500	1,000	9.5%
7009	VEHICLE ALLOWANCE	2,483	5,600	1,400	235	(5,365)	-95.8%
7011	OVERTIME	349,975	206,000	425,000	320,000	114,000	55.3%
7013	REIMBURSABLE OVERTIME	18,056	0	14,000	12,750	12,750	100.0%
7023	WATER FUND COST ALLOCATION	(20,672)	(21,189)	(21,189)	(21,772)	(583)	2.8%
TOTAL		2,948,146	2,726,311	2,922,419	2,920,528	194,217	7.1%
<u>7100 - Benefits & Employment Costs</u>							
7101	SOCIAL SECURITY	12,149	15,757	9,500	6,188	(9,569)	-60.7%
7103	MEDICARE	40,677	36,852	42,500	37,668	816	2.2%
7105	IMRF	15,686	36,852	9,000	4,332	(32,520)	-88.2%
7109	FIREFIGHTERS' PENSION CONTRIB	1,165,404	1,084,541	1,084,541	1,158,406	73,865	6.8%
7111	HEALTH INSURANCE	394,036	403,000	392,311	405,483	2,483	0.6%
7113	DENTAL INSURANCE	11,620	12,000	12,527	12,079	79	0.7%
7115	LIFE INSURANCE	5,438	5,600	7,100	5,744	144	2.6%
7117	IPBC SURPLUS	(27,791)	0	600	0	0	0.0%
7119	UNEMPLOYMENT COMP.	0	0	0	0	0	0.0%
7133	MILEAGE REIMBURSEMENT	0	0	0	0	0	0.0%
7139	PERSONNEL EXPENSES	929	0	0	0	0	0.0%
7141	STAFF DEVELOPMENT & TRNG.	12,643	27,510	13,500	32,920	5,410	19.7%
7143	MEMBERSHIP DUES/SUBSCRIPTIONS	2,557	8,105	7,300	10,355	2,250	27.8%
7145	UNIFORMS & APPAREL	23,619	29,125	16,000	26,400	(2,725)	-9.4%
7147	OVERTIME MEALS	0	0	0	0	0	0.0%
7149	EMPLOYEE RECOG. & RELATIONS	6	1,000	900	1,250	250	25.0%
TOTAL		1,656,972	1,660,342	1,595,779	1,700,825	40,483	2.4%
<u>7200 - Contractual Services</u>							
7231	CONSULTING SERVICES	0	0	0	0	0	0.0%
7231	TELECOMMUNICATIONS	16,080	19,500	23,900	28,400	8,900	45.6%
7233	CABLE/INTERNET	840	900	933	1,000	100	11.1%
7235	ELECTRIC	272	350	310	350	0	0.0%
7237	NATURAL GAS	6,355	6,950	6,460	7,000	50	0.7%
7239	FLAGG CREEK SEWER CHARGE	1,851	0	0	0	0	0.0%
7241	CUSTODIAL SERVICES	1,117	1,170	1,118	1,170	0	0.0%
7247	LICENSES & PERMITS	174	428	327	259	(169)	-39.5%
7249	RECORD RETENTION & DOC. MA	160	480	300	320	(160)	-33.3%

VILLAGE OF HINSDALE
CY 2023 BUDGET
GENERAL FUND 100
FIRE EXPENSES - ORG 3100

Account Number	Account Description	2021 Actuals	2022 Budget	2022 Estimated	2023 Budget	Change From 2022 Budget	% Change from 2022 Budget
<u>7200 - Contractual Services (continued)</u>							
7263	DISPATCH SERVICES	165,733	169,599	169,599	182,659	13,060	7.7%
7271	EQUIPMENT RENTAL	0	0	0	0	0	0.0%
7277	CONTRIB TO OTHER AGENCIES	0	0	0	0	0	0.0%
7299	OTHER SERVICES	837	0	0	0	0	0.0%
TOTAL		193,419	199,377	202,947	221,158	21,781	10.9%
<u>7300 - Materials & Supplies</u>							
7301	POSTAGE	937	500	350	370	(130)	-26.0%
7303	OFFICE SUPPLIES	3,488	4,080	3,000	3,480	(600)	-14.7%
7305	BREAKROOM SUPPLIES & COFFEE	0	700	600	600	(100)	-14.3%
7307	PRINTING AND PUBLICATIONS	1,009	675	900	1,000	325	48.1%
7311	GASOLINE & OIL	19,873	18,000	30,678	25,300	7,300	40.6%
7313	MOTOR VEHICLE SUPPLIES	217	345	317	345	0	0.0%
7327	BUILDING & MAINT. SUPPLIES	6,156	7,840	7,000	7,840	0	0.0%
7329	TOOLS & HARDWARE	5,578	10,375	8,000	8,150	(2,225)	-21.4%
7351	EMERGENCY MGMT. SUPPLIES	351	400	350	300	(100)	-25.0%
7353	MEDICAL/SAFETY SUPPLIES	17,338	15,950	15,950	15,950	0	0.0%
7355	HAZMAT SUPPLIES	3,771	2,400	2,400	1,900	(500)	-20.8%
7357	FIRE DEPARTMENT SUPPLIES	8,388	5,100	2,500	4,200	(900)	-17.6%
7391	COMPUTER HARDWARE, SOFTWARE & SUPLS	8,244	17,431	24,000	23,441	6,010	34.5%
7399	NON-CAPITALIZED EQUIPMENT	0	0	0	0	0	0.0%
TOTAL		75,350	83,796	96,045	92,876	9,080	10.8%
<u>7400 - Repairs & Maintenance</u>							
7401	BUILDING MAINTENANCE	19,498	14,000	14,000	29,860	15,860	113.3%
7403	GENERAL EQUIPMENT MAINT.	6,035	11,260	11,260	11,260	0	0.0%
7405	COMP. & OFF. EQUIP MAINT.	4,422	4,812	4,812	4,812	0	0.0%
7407	MOTOR VEHICLE MAINTENANCE	76,077	57,300	60,000	69,600	12,300	21.5%
7409	RADIOS MAINTENANCE	2,437	10,400	3,400	10,400	0	0.0%
7423	WATER SYSTEM MAINTENANCE	160	0	0	20,000	20,000	100.0%
TOTAL		108,630	97,772	93,472	145,932	48,160	49.3%
<u>7500 - Other Expenses</u>							
7523	IRMA PREMIUMS	2,113	39,645	21,841	118,925	79,280	200.0%
7525	SELF-INSURED DEDUCTIBLE	77,540	30,000	25,000	35,000	5,000	16.7%
TOTAL		79,653	69,645	46,841	153,925	84,280	121.0%
TOTAL EXPENSES		5,062,170	4,837,243	4,957,503	5,235,244	398,001	8.2%

FIRE DEPARTMENT

OBJECTIVES & ACCOMPLISHMENTS

Looking Forward: 2023 Objectives

1. Implement the supplemental Medicaid payment program known as GEMT (Ground Emergency Medical Transportation). This will supplement revenues for Medicaid patients transported to the hospital directly to the Village. Raised the Village's ambulance fees to coincide with the GEMT rate certified by the State. This program will begin in January of 2023.
2. Engine 85 Replacement (*continuation from 2022*)
Develop the specifications for the Engine 85 replacement, solicit bids, and award a bid in 2023 in order for production to begin for an anticipated CY 2024 delivery. The purchase of Engine 85 has been put on hold in order to obtain government funding to assist with the purchase. The Village will know by June 2023 if the funding is available. At that time a bid spec will be sent out to potential manufacturers.
3. Continue to work on an Intergovernmental Agreement, and shared service agreement, with the Village of Western Springs for the mutual use and purchase of equipment.
4. Purchase and train members on Flow MSP pre-plan software. This software will interact with neighboring fire departments giving real time building features, and fire protection systems.
5. Work with the Board of Fire and Police Commissioners and Human Resources to create a new eligibility list for Firefighter/Paramedics.
6. Identify ways to control overtime costs while maintaining service delivery levels to the community.

Looking Back: 2022 Objectives

1. Engine 85 Replacement (*continuation from 2021*)
Develop the specifications for the Engine 85 replacement, solicit bids, and award a bid in 2022 in order for production to begin for an anticipated CY 2023 delivery.

The purchase of Engine 85 has been put on hold in order to obtain government funding to assist with the purchase. The department will know by June 2023 if the funding is available. At that time a bid spec will be sent out to potential manufacturers.

2. Implement and train staff on the use of a new schedule timekeeping software program, Vector Scheduling. This program will benefit the department by tracking benefits and hours worked. Vector Scheduling is compatible with MUNIS and will migrate into the payroll system.

This has been completed, and is in use.

3. Implement and train on new incident reporting software, Image Trend. The implementation and training will begin in December 2021 and continue through early 2022.

This has been completed, and is in use.

4. Plan an Emergency Management Workshop in early 2022 for department heads and secondary supervisors to participate in an Emergency Operation Center (EOC) activation scenario discussion.

An active shooter drill was performed with Fire and Police at Monroe school this year. Plans are being made to include department heads in the next one in 2023.

5. Work with the Board of Fire and Police Commissioners and Human Resources to fill two vacancies in the Fire Department due to a retirement and a resignation.

This was completed, and two candidates were hired off of the list. The list is currently exhausted, and a new testing process is currently being run.

6. Provide career development to the newly appointed Deputy Chief and other personnel.

DC Carlson attended a three month long ICMA Leadership Development Academy. He has implemented two new software programs to assist with payroll, reporting and accountability.

7. Replace Staff Vehicle #84 as outlined in the Capital Improvement Plan (CIP).

This was completed, and the vehicle is in service.

8. Work with the Community Development department to update the building and fire codes. The Village is currently using the 2006 addition of these codes.

This item is still a work in progress.

FIRE DEPARTMENT

Activity Measures

Calendar Year	2019	2020	2021	2022***
Fire Responses				
Fires	24	33	34	41
Fire Alarms	401	347	436	320
Smoke/Fire Reports	7	5	12	8
Mutual Aid Fire Alarms/Structure Fire/Smoke & Fire Response	199	206	171	42
Total Fire Responses	631	591	653	411
Emergency Medical Services Responses				
General Ambulance Call	1,258	1,072	1,252	1,013
Accidents/ Rescue/Extrication	118	68	100	81
Mutual Aid Ambulance/Motor Vehicle Crash	59	33	60	10
Total Emergency Medical Services Responses	1,435	1,173	1,412	1,104
Emergency/Service Responses				
Carbon Monoxide Alarm	52	51	56	32
Dispatched/Cancelled	172	139	173	169
Down/ Arcing Power Equipment	71	60	54	40
Elevator Emergencies	13	6	14	10
Hazard Investigations	17	14	28	13
Lock in/Lock out	29	20	25	32
Mutual Aid Requests (Fire Change & AMB Quarters/Specialty Team/Engine Assist WSPGS	29	75	51	19
Service Calls	81	72	61	68
Spills/Leaks	56	39	38	31
Total Emergency/Service Responses	520	476	500	414
Simultaneous Calls	424	289	406	333
Total Fire Department Responses	2,586	2,240	2,565	1929

*** 2022 Activity Measures include three quarters of information (January - September).

FIRE DEPARTMENT PERFORMANCE MEASURES

Response Times - Emergency Calls in Town

	<u>GOAL</u>	<u>2021 Yr. End</u>	<u>Q1</u>	<u>2022</u>		<u>Q4</u>	<u>2022 Yr. End</u>
Less than 8 Minutes from Time of Call to First Hinsdale Unit on Scene	90%	96%	94%	<u>Q2</u>	<u>Q3</u>		
				96%	94%		
Average Time of Call to First HFD Unit on Scene	Less than 8 minutes	4 min 46 sec	4 min 30 sec	4 min 22 sec	4 min 32 sec		
<i>Number of Responses</i>		1,866	473	499	562		

HFD Incident Timing Analysis Detail

Turnout Times - All Incidents

	<u>GOAL</u>	<u>2021 Yr. End</u>	<u>Q1</u>	<u>2022</u>		<u>Q4</u>	<u>2022 Yr. End</u>
Average Time of Call to First HFD Unit Going Enroute	<90 sec	69 sec	60 sec	<u>Q2</u>	<u>Q3</u>		
				60 sec	61 sec		
<i>Number of Responses</i>		2,565	590	645	688		

HFD Unit Response / Reaction Summary

Initial Fire Plan Reviews:

	<u>GOAL</u>	<u>2021 Yr. End</u>	<u>Q1</u>	<u>2022</u>		<u>Q4</u>	<u>2022 Yr. End</u>
Time from Receiving Request for Fire Plan Review to Completion and Return to Community Development <5 Business Days	95%	100%	100%	<u>Q2</u>	<u>Q3</u>		
				100%	96%		
Average Review Turnaround (days)		2.85	3.3	2	5		
Number of Requests		80	22	26	31		
Number Forwarded to Consultant		4	0	2	1		
Number Completed and Returned		82	22	26	31		

HFD Summary of Plan Reviews

*** 2022 Performance Measures include three quarters of information (January – September).

ALL PROGRAMS SUMMARY

DEPARTMENT 41: Public Services

GOAL: To maintain the Village pavements, walks, trees, parkways, traffic signs, and buildings.

NARRATIVE: Public Services includes engineering, building maintenance, street repair, tree preservation, snow and ice control, parks maintenance, water and sewer maintenance and distribution, traffic signs, flood control, street & sidewalk sweeping, equipment maintenance, and work order requests. Expenditures for Parks Maintenance are contained in the Parks and Recreation Budget (6300), and Water and Sewer expenditures are included in the Water and Sewer Fund Budget (4600).

	<u>CY2021</u>	<u>CY 2022</u>	<u>CY2022</u>	<u>CY2023</u>	<u>Change From</u>	<u>% Change From</u>
	<u>Budget</u>	<u>Budget</u>	<u>Estimate</u>	<u>Budget</u>	<u>2022 Budget</u>	<u>2022 Budget</u>
Employee Salaries	1,339,537	1,407,446	1,296,467	1,376,157	(31,289)	-2.2%
Benefits & Employment Costs	503,109	513,272	521,946	483,040	(30,232)	-5.9%
Contractual Services	693,443	693,911	678,172	828,546	134,635	19.4%
Materials & Supplies	263,320	286,985	272,752	297,733	10,748	3.7%
Repairs & Maintenance	304,034	382,279	378,897	415,608	33,329	8.7%
Other Expenses	85,617	70,633	116,876	151,892	81,259	115.0%
Total Operating Expenses	5,388,879	3,354,526	5,376,112	3,552,976	198,450	5.9%
Capital Outlay	225,000	675,500	268,112	958,500	283,000	41.9%
Grand Total	5,613,879	4,030,026	5,644,224	4,511,476	481,450	11.9%

PERSONNEL

JOB CLASSIFICATION	2022	2023	Public Services	Public & Rec	Parks Water
Director of Public Services	1.00	1.00	1.00	0.00	0.00
Superintendents	3.00	3.00	1.50	0.50	1.00
Management Analyst	1.00	1.00	1.00	0.00	0.00
Supervisors	4.00	3.00	2.00	0.00	1.00
Crew Leader	0.00	2.00	1.00	1.00	0.00
Village Engineer	1.00	1.00	1.00	0.00	0.00
Assistant Village Engineer	1.00	1.00	0.00	0.00	1.00
Civil Engineer	1.00	1.00	1.00	0.00	0.00
Horticulturalist Technician	1.00	0.00	0.00	0.00	0.00
Public Services Workers	10.63	10.63	6.00	2.63	2.00
Maintenance Electrician	1.00	1.00	0.00	0.00	1.00
Mechanic (2022 0.63 vacant and unfunded)	1.63	1.63	1.63	0.00	0.00
Lead Water Operator	1.00	1.00	0.00	0.00	1.00
Seasonal Help (2023 1.4 vacant and unfunded)	2.60	2.60	1.40	1.20	0.00
Total	29.86	29.86	17.53	5.33	7.00

VILLAGE OF HINSDALE
CY 2023 BUDGET
GENERAL FUND 100
PUBLIC SERVICES EXPENSES - ORG 4100 to 4500

Account Number	Account Description	2021 Actuals	2022 Budget	2022 Estimated	2023 Budget	Change From 2022 Budget	% Change from 2022 Budget
<u>7000 - Employee Salaries</u>							
7001	FULL-TIME SALARIES	1,377,864	1,457,193	1,334,014	1,393,093	(64,100)	-4.4%
7003	PART-TIME SALARIES	0	0	0	30,501	30,501	100.0%
7005	LONGEVITY PAY	4,000	4,000	4,050	4,050	50	1.3%
7009	VEHICLE ALLOWANCE	8,470	8,400	12,600	14,700	6,300	75.0%
7011	OVERTIME	92,518	84,750	92,700	84,750	0	0.0%
7021	LEAVE TIME ACCRUAL	0	0	0	0	0	0.0%
7023	WATER FUND COST ALLOCATION	(143,314)	(146,897)	(146,897)	(150,937)	(4,040)	2.8%
TOTAL		1,339,537	1,407,446	1,296,467	1,376,157	(31,289)	-2.2%
<u>7100 - Benefits & Employment Costs</u>							
7101	SOCIAL SECURITY	87,533	91,115	93,197	87,419	(3,696)	-4.1%
7103	MEDICARE	20,679	17,823	20,895	20,642	2,819	15.8%
7105	IMRF	154,915	129,324	117,900	70,895	(58,429)	-45.2%
7111	HEALTH INSURANCE	224,198	229,500	230,756	255,790	26,290	11.5%
7113	DENTAL INSURANCE	7,287	7,650	7,199	7,964	314	4.1%
7115	LIFE INSURANCE	3,009	3,100	3,546	3,140	40	1.3%
7117	IPBC SURPLUS	(16,075)	0	21,189	0	0	0.0%
7119	UNEMPLOYMENT COMPENSATION	0	0	0	0	0	0.0%
7133	MILEAGE REIMBURSEMENT	0	0	0	0	0	0.0%
7139	PERSONNEL EXPENSES	267	0	0	0	0	0.0%
7141	STAFF DEVELOPMENT & TRAINING	958	7,650	3,250	10,680	3,030	0.0%
7143	MEMBERSHIP DUES/SUBSCRIPTIONS	8,496	9,470	8,555	8,870	(600)	0.0%
7145	UNIFORMS & APPAREL	9,898	15,440	13,259	15,440	0	0.0%
7147	OVERTIME MEALS	1,944	2,200	2,200	2,200	0	0.0%
7149	EMPLOYEE RECOG & RELATIONS	0	0	0	0	0	0.0%
TOTAL		503,109	513,272	521,946	483,040	(30,232)	-5.9%
<u>7200 - Contractual Services</u>							
7203	ENGINEERING & ARCHITECTS	1,737	10,000	5,000	10,000	0	0.0%
7205	BI-ANNUAL BRIDGE INSPECTION	3,974	5,000	0	5,000	0	0.0%
7213	CONSULTING SERVICES	0	5,000	0	5,000	0	0.0%
7231	TELECOMMUNICATIONS	7,109	8,150	8,510	9,050	900	11.0%
7233	CABLE/INTERNET	0	0	0	0	0	0.0%
7235	ELECTRIC	87,142	101,750	98,120	103,000	1,250	1.2%
7237	NATURAL GAS	28,153	20,250	24,424	26,000	5,750	28.4%
7239	FLAGG CREEK SEWER CHARGE	0	0	0	0	0	0.0%
7241	CUSTODIAL SERVICES	58,015	58,362	56,362	73,362	15,000	25.7%
7243	SNOW REMOVAL	2,323	0	17,888	26,832	26,832	100.0%
7245	DUMPING/REFUSE REMOVAL	10,051	21,150	20,470	23,580	2,430	11.5%

VILLAGE OF HINSDALE
CY 2023 BUDGET
GENERAL FUND 100
PUBLIC SERVICES EXPENSES - ORG 4100 to 4500

Account Number	Account Description	2021 Actuals	2022 Budget	2022 Estimated	2023 Budget	Change From 2022 Budget	% Change from 2022 Budget
<u>7200 - Contractual Services (continued)</u>							
7247	LICENSES & PERMITS	259	396	123	325	(71)	-17.9%
7249	RECORD RETENTION & DOC. MANAGEMENT	0	0	0	0	0	0.0%
7253	STREET SWEEPING	55,779	63,202	63,202	76,500	13,298	21.0%
7255	MOSQUITO ABATEMENT	55,496	55,496	55,496	56,596	1,100	2.0%
7257	TREE REMOVALS	67,900	67,000	71,454	72,000	5,000	7.5%
7259	TREE PRUNING	51,084	83,544	72,730	100,000	16,456	19.7%
7261	ELM/ ASH TREE TREATMENTS	148,831	123,540	110,127	142,629	19,089	15.5%
7267	THIRD PARTY REVIEW	81,803	55,000	55,000	80,000	25,000	45.5%
7271	EQUIPMENT RENTAL	2,775	1,500	1,483	1,500	0	0.0%
7275	HOLIDAY DECORATING	267	11,271	12,100	13,872	2,601	23.1%
7299	OTHER SERVICES	30,745	3,300	5,683	3,300	0	0.0%
TOTAL		693,443	693,911	678,172	828,546	134,635	19.4%
<u>7300 - Materials & Supplies</u>							
7301	POSTAGE	1,388	0	0	0	0	0.0%
7303	OFFICE SUPPLIES	3,840	2,825	2,916	4,350	1,525	54.0%
7305	BREAKROOM SUPPLIES & COFFEE	967	1,400	1,400	1,400	0	0.0%
7307	PRINTING AND PUBLICATIONS	1,597	2,320	2,797	3,320	1,000	43.1%
7311	GASOLINE & OIL	41,897	38,450	45,924	43,850	5,400	14.0%
7313	MOTOR VEHICLE SUPPLIES	414	2,300	500	2,300	0	0.0%
7323	CHEMICALS	90,104	112,930	116,070	123,683	10,753	9.5%
7325	LABORATORY SUPPLIES	0	75	0	0	(75)	-100.0%
7327	BUILDING & MAINT SUPPLIES	3,035	6,200	2,790	6,200	0	0.0%
7329	TOOLS & HARDWARE	8,663	15,385	15,158	12,980	(2,405)	-15.6%
7331	TREES	98,358	90,100	70,043	81,350	(8,750)	-9.7%
7353	MEDICAL/SAFETY SUPPLIES	1,431	1,300	1,300	1,500	200	15.4%
7391	COMPUTER HARDWARE, SOFTWARE & SUPLS	2,847	6,700	3,000	9,800	3,100	46.3%
7399	NON-CAPITALIZED EQUIPMENT	8,780	7,000	10,854	7,000	0	0.0%
TOTAL		263,320	286,985	272,752	297,733	10,748	3.7%
<u>7400 - Repairs & Maintenance</u>							
7401	BUILDING MAINTENANCE	65,551	50,386	86,510	56,414	6,028	12.0%
7403	GENERAL EQUIPMENT MAINT.	3,229	10,600	7,700	10,600	0	0.0%
7405	COMP&OFF EQUIP MAINT.	3,858	6,204	5,500	5,704	(500)	-8.1%
7407	MOTOR VEHICLE MAINT.	65,926	41,797	57,017	57,947	16,150	38.6%
7409	RADIOS MAINTENANCE	0	800	0	800	0	0.0%
7411	LANDSCAPING & GROUNDS MAINTENANCE	83,644	91,690	83,063	91,710	20	0.0%
7413	STREET & SIDEWALK MAINT.	32,995	56,074	55,107	56,074	0	0.0%
7415	TRAFFIC&STREET LIGHT MAINT.	29,208	54,370	54,000	64,870	10,500	19.3%

VILLAGE OF HINSDALE
CY 2023 BUDGET
GENERAL FUND 100
PUBLIC SERVICES EXPENSES - ORG 4100 to 4500

Account Number	Account Description	2021 Actuals	2022 Budget	2022 Estimated	2023 Budget	Change From 2022 Budget	% Change from 2022 Budget
<u>7400 - Repairs & Maintenance (continued)</u>							
7427	PARKING DECK MAINT.	19,622	70,358	30,000	71,489	1,131	1.6%
TOTAL		304,034	382,279	378,897	415,608	33,329	8.7%
<u>7500 - Other Expenses</u>							
7523	IRMA PREMIUMS	1,633	30,633	16,876	91,892	61,259	200.0%
7525	SELF-INSURED DEDUCTIBLE	83,984	40,000	100,000	60,000	20,000	50.0%
7599	MISCELLANEOUS EXPENSES	0	0	0	0	0	0.0%
TOTAL		85,617	70,633	116,876	151,892	81,259	115.0%
TOTAL EXPENSES		3,189,060	3,354,526	3,265,111	3,552,976	198,450	5.9%

SUPPORT SERVICES (PUBLIC SERVICES)

OBJECTIVES & ACCOMPLISHMENTS

Looking Forward: 2023 Objectives

1. Provide administrative support to solicit and formalize bids for various capital purchases, contracts and projects. Listed below are the contracts and projects that Public Services Support Services will conduct or assist other Departments with during CY 2023;

Roadway Division

- Assist with obtaining pricing for the thermal plastic striping program.
- Assist with the Annual County and State salt contracts.
- Solicit pricing for Parking Deck snow removal.
- Assist with the purchase of fleet vehicles Truck #5, Truck #4 and Tractor #19.

Forestry Division

- Assist with the rebidding or renewal of various forestry related service contracts.
- Assist with the replacement purchase of Forestry Unit #18.

Buildings Maintenance Division

- Assist with the formal bid for the renovations/repairs at Highland Station.
- Coordinate grant management with Metra.

Water & Sewer Division

- Assist with the Well #10 Abandonment.
- Assist with the rebidding of the Sewer Cleaning, Televising, and Root Cutting Contract.
- Assist with the Standpipe Rehabilitation Project. Staff will provide Village Board of Trustee project updates every two weeks.
- Assist with water main interconnect concept.

Parks Department

- Assist with Phase 3 of the Hinsdale Community Pool Improvements.
- Assist with the close out of the Hinsdale Community Pool OSLAD Grant.

Administration Department

- Review/rebid the Village's holiday lighting contract. This contract includes holiday lighting throughout Burlington Park, the Central Business District, and the Holiday Tree.
- Assist with the replacement of the Public Services Building oil storage tanks.
- Assist with the replacement of the pre-treat storage tank.
- Work to the develop Phase 1 Public Services Dump Site Improvements.

2. Public Services will continue to hold interdepartmental Safety Committee meetings and follow safety guidelines as stated within the IRMA Member Service Plan. The Public Services Safety Committee will also continually identify and address safety concerns within the

Department. Ongoing Department wide safety training to be conducted in CY 2023 include the following;

- Continue to complete Department safety goals and objectives as identified through the IRMA I-MAP/RAV reports.
- Work Zone Safety
- Snow Plow Training
- Continuation of training on various pieces of equipment, such as tools, and new equipment.

Reviewing the Year: 2022 Accomplishments

1. Provide administrative support to solicit and formalize bids for various capital purchases, contracts and projects. Listed below are the contracts and projects that Public Services Support Services will conduct or assist other Departments with during CY 2022;

Roadway Division

- Assist with obtaining pricing for the thermal plastic striping program.
Thermal plastic striping program was conducted in the fall of 2022.
- Assist with the Annual County and State salt contracts.
Village continued contracting with the County and State for salt.
- Solicit pricing for Parking Deck snow removal.
Public Services contracted with Beverly for snow removal at the Parking Deck.
- Assist with the purchase of fleet vehicles Truck #5 and Skid Steer #93.
Both vehicles were ordered. Unit #93 has been delivered and is in service. Truck #5 delivery is anticipated to be late spring of 2023.

Forestry Division

- Assist with the rebidding or renewal of various forestry related service contracts.
Public Services staff solicited public bids for Landscape Maintenance Services and Tree Pruning. The Village Board awarded contracts to Apex Landscaping and Smitty's Tree Service for these two contracts. In addition, the Board approved extensions to the Elm Injection contract and the Tree Maintenance Service contract.
- Assist with the replacement purchase of Forestry Unit #18.
Forestry Unit #18 has been delivered and is in service.

Buildings Maintenance Division

- Assist with the formal bid for the renovations/repairs at Highland Station.
Staff contracted with Kluber to create a repair prioritization repair and budget estimate report.
- Coordinate grant management with Metra.
Staff is petitioning Metra to complete the Highland Station project themselves or increase funding for the project.

Water & Sewer Division

- Assist with the Well #10 Abandonment.
This item was deferred.
- Assist with the rebidding of the Sewer Cleaning, Televising, and Root Cutting Contract.

This contract was approved by the Village Board in September. Sewer cleaning and televising will take place prior to the end of the year.

Parks Department

- Assist with Phase 3 of the Hinsdale Community Pool Improvements.
Phases 1 & 2 were completed in May/June as part of the OSLAD funded pool improvements. Phase 3 is in the planning stages and will be deferred until 2023.
- Assist with the close out of the Hinsdale Community Pool OSLAD Grant.
The OSLAD funded portion of the pool renovation project has been completed. Staff is in the process of submitting for reimbursement.

Administration Department

- Assist with the implementation of the Enterprise Resource Planning (“ERP”) as needed.
Public Services has provided support as needed for the implementation of the new ERP.
 - Review/renew the Village’s holiday lighting contract. This contract includes holiday lighting throughout Burlington Park, the Central Business District, and the Holiday Tree.
The Village renewed its holiday lighting contract with McFarlane Douglass for the 2022 season.
 - Facilitate the replacement of Public Services office furniture.
Office furniture was ordered and installed in the fall of 2022.
2. Public Services will continue to hold interdepartmental Safety Committee meetings and follow safety guidelines as stated within the IRMA Member Service Plan. The Public Services Safety Committee will also continually identify and address safety concerns within the Department. Ongoing Department wide safety training to be conducted in CY 2022 include the following;
- Continue to complete Department safety goals and objectives as identified through the IRMA I-MAP report.
Staff participated in the onsite Regulatory Assistance Visit with IRMA.
 - Work Zone Safety
BNSF training was conducted in October/November.
 - Snow Plow Training
Snow plow training was conducted in October/November.
 - Continuation of training on various pieces of equipment, such as tools, and new equipment.
Public Services conducted tailgate talks as well as reviewed the use of the new stump grinder.

SUPPORT SERVICES (PUBLIC SERVICES)

Activity Measures

Calendar Year	2019	2020	2021	2022*** YTD
Perform Preventative Maintenance (hours)	215	211	216	163
Perform Road Call Service (hours)	8	0	0	0
Cleaning Vehicles (hours)	42	65	176	114
Complete Unscheduled Repairs (hours)	687	670	464	248
Contractual Repairs (Occurrence)	5	5	12	15
Prepare Fuel Report (hours)	7	20	24	18
Floor cleaning/ Lift Inspections (hours)	68	56	52	37

*** 2022 Activity Measures include three quarters of information (January – September).

PUBLIC SERVICES PERFORMANCE MEASURES

	<u>GOAL</u>	<u>2021 Yr-End</u>	<u>2022</u>				<u>2022 YTD</u>
			<u>Q1</u>	<u>Q2</u>	<u>Q3</u>	<u>Q4</u>	
All Public Services							
<u>Work Orders</u>							
<i>Responded to within 24 hours</i>	95%	97%	98%	99%	99%		
<i>Number of Work Orders</i>		1624	358	685	636		
<i># Responded to within 24 hours</i>		1608	352	679	629		

	<u>GOAL</u>	<u>2021 Yr-End</u>	<u>2022</u>				<u>2021 YTD</u>
			<u>Q1</u>	<u>Q2</u>	<u>Q3</u>	<u>Q4</u>	
All Public Services, On-Call Respondents							
<u>Emergency Service Requests</u>							
<i>Responded to within 1 hour of request</i>	95%	100%	100%	100%	100%		
<i>Emergency service requests</i>		73	45	9	5		
<i>Responded to within 1 hour</i>		73	45	9	5		

	<u>GOAL</u>	<u>2021 Yr-End</u>	<u>2022</u>				<u>2022 YTD</u>
			<u>Q1</u>	<u>Q2</u>	<u>Q3</u>	<u>Q4</u>	
Support Services							
<u>Preventative Vehicle Maintenance</u>							
<i>Performed on schedule</i>	100%	100%	100%	100%	100%		
<i>Number of maintenance performed</i>		120	20	31	28		
<i>Maintenance performed per schedule</i>		120	20	31	28		

	<u>GOAL</u>	<u>2021 Yr-End</u>	<u>2022</u>				<u>2022 YTD</u>
			<u>Q1</u>	<u>Q2</u>	<u>Q3</u>	<u>Q4</u>	
Roadway Maintenance							
<u>Snowplowing</u>							
<i>Cycles for all Village streets completed within 12 hours after snowfall ends</i>	95%	100%	100%	0	0		
<i>Number of Snow or Ice Callouts</i>		28	24	0	0		
<i>Cycles completed in 12 hrs</i>		28	24	0	0		

	<u>GOAL</u>	<u>2021 Yr-End</u>	<u>2022</u>				<u>2022 YTD</u>
			<u>Q1</u>	<u>Q2</u>	<u>Q3</u>	<u>Q4</u>	
Tree Preservation							
<u>Inoculation of American Elm Trees</u>							
<i>Elm trees treated</i>	100%	100%	0	100%	0		
		399	0	264	0		

	<u>GOAL</u>	<u>2021 Yr-End</u>	<u>Q1</u>	<u>2022</u> <u>Q2</u>	<u>Q3</u>	<u>Q4</u>	<u>2022 YTD</u>
Water and Sewer Operations and Maintenance							
<u>Water Main Break Repair:</u>							
<i>Respond to emergency requests within</i>	100%	100%	100%	100%	100%		
<i>Emergency service requests</i>		39	17	0	5		
<i>Responded to within 1 hour</i>		39	17	0	5		

ROADWAY MAINTENANCE (PUBLIC SERVICES)

OBJECTIVES & ACCOMPLISHMENTS

Looking Forward: 2023 Objectives

1. Continue upgrading Village street signage to meet current standards as specified by the federal Manual on Uniform Traffic Control Devices (“MUTCD”). The MUTCD calls for all replacement signage to meet certain specified criteria such as replacing street poles from U-channel to breakaway, installing signage at correct heights, and installing signage at the correct locations. The Roadway Maintenance Division and the Police Department are working on the intersection sign replacement program.
2. Continue to update the Village’s vehicle fleet.
 - Purchase replacement Truck Unit #5.
 - Order replacement Truck Unit #4.
3. Continue to coordinate with the Engineering and Water & Sewer Divisions to address problem sump pump discharges by connecting the problem sump pumps to the Village storm sewers as part of MIP work and other projects.
4. The Roadway Division will replace two (2) street light poles and convert the remaining high pressure sodium street lights to LED at Katherine Legge Memorial Park.
5. The Roadway Division will continue the sidewalk grinding program. The sidewalk grinding program will identify sidewalk slabs that require grinding to eliminate potential hazards.
6. Expand the use of the cost effective thermal plastic program for in-house roadway striping, which has already been utilized in past years for school zones, stop bars, and crosswalks. Thermal plastic lasts up to four (4) years compared to water-based paint, which typically only lasts between six (6) and twelve (12) months.
7. Review alternative road maintenance solutions, specifically focusing on pavement sealing, crack filling, and road resurfacing.
8. Develop annual CBD brick paver crosswalk repair/replacement program.
9. Develop and facilitate an annual rehabilitation/reconstruction program for the Woodland Rain Garden Phase 1 locations.

Reviewing the Year: 2022 Accomplishments

1. Continue upgrading Village street signage to meet current standards as specified by the federal Manual on Uniform Traffic Control Devices (“MUTCD”). The MUTCD calls for all replacement signage to meet certain specified criteria such as replacing street poles from U-channel to breakaway, installing signage at correct heights, and installing signage at the correct

locations. The Roadway Maintenance Division and the Police Department are working on the intersection sign replacement program.

The Roadway Division completed 560 total signs in 2022, which includes 200 new signs for updating uncontrolled intersections and 110 new street name signs.

2. Continue to update the Village's vehicle fleet.

- Purchase replacement Skid Steer Unit #93.

Skid Steer Unit #93 was purchased and delivered in 2022.

- Purchase replacement Truck Unit #5.

Truck Unit #5 was ordered in 2022. Delivery is expected during 2023.

3. Continue to coordinate with the Engineering and Water & Sewer Divisions to address problem sump pump discharges by connecting the problem sump pumps to the Village storm sewers as part of MIP work and other projects.

In 2022, the Roadway Division addressed one residential sump pump issue located on the 600 block of S. Washington Street.

4. The Roadway Division will replace two (2) street light poles and convert the remaining high pressure sodium street lights to LED at Katherine Legge Memorial Park.

Public Services replaced one entire pole but did not convert any others to LED. Project will continue in 2023.

5. The Roadway Division will develop a sidewalk grinding program. The sidewalk grinding program will identify sidewalk slabs that require grinding to eliminate potential hazards.

Public Services contracted with Safe Step LLC for a sidewalk grinding pilot program that was conducted during the fall of 2022.

6. Expand the use of the cost effective thermal plastic program for in-house roadway striping, which has already been utilized in past years for school zones, stop bars, and crosswalks. Thermal plastic lasts up to four (4) years compared to water-based paint, which typically only lasts between six (6) and twelve (12) months.

Nine (9) locations were striped with thermal plastic which included 2,190 feet of 4" yellow striping, 670 feet of 12" white striping, and 114 feet of 24" white striping.

7. The Roadway Division will install approximately 200 feet of storm sewer at 7th and Washington to alleviate ice buildup caused by a sump pump.

This project was completed in 2022.

8. The Roadway Division will rebuild the wood retaining wall on the 5800 block of S. Garfield.

The damaged timbers in the wood retaining wall were repaired.

9. Review alternative road maintenance solutions, specifically focusing on pavement sealing, crack filling, and road resurfacing.

Public Services contracted with HR Green to conduct a pavement study and recommend alternative road maintenance solutions. Crack filling was done in the fall of 2022.

ROADWAY MAINTENANCE (PUBLIC SERVICES)

Activity Measures

Calendar Year	2019	2020	2021	2022***
Signs Installed	584	666	297	421
Posts	284	311	110	137
Signs Repaired	60	77	73	82
Cold Mix (tons)	55	41	52	37
Hot Mix (tons)	72	89	181.5	84
Gravel for Alleys (tons)	12	31	30	20
White Paint (gallons)	45	47	53	55
Yellow Paint (gallons)	0	0	12	12
Basin Top Cleaning (hours)	431	259	448	284
Alley Grading (hours)	252	228	334	282
Alley Trimming (hours)	68	25	40	34
Concrete (yards)	13	20	17	25
Snow & Ice Call-Outs (Jan. 1 - Dec. 31)	44	27	28	24
Road Salt Used (tons)	1082	670	1177	843
Sand Used (tons)	0	0	0	0
Salt & Calcium for walks, stairs, etc. (tons)	78	45	48	37
Leaves Swept Up (yards)	1300	370	830	500
Central Business District Sweeps	20	28	34	19
Complete Town Sweeps	3	3	3	1
Parking Lot Sweeps	3	0	7	7
Street Light Poles Repaired	9	16	5	3
Requests For Service Completed	1233	524	963	693
Sump Pump Issues	330	106	110	106
Parking Meters Repaired/Oiled	344	15	13	10
Parkway Restorations	92	75	96	53
Special Events (Hours)	566	270	580	467

*** 2022 Activity Measures include three quarters of information (January – September).

FORESTRY (PUBLIC SERVICES)

OBJECTIVES AND ACCOMPLISHMENTS

Looking Forward: 2023 Objectives

1. Continue rain garden improvements and revitalization to existing rain gardens using both Public Services staff and contractors.
2. Continue outdoor dining improvements by establishing and maintaining raised planters as well as the existing landscape beds in the Central Business District.
3. Maintain the landscape areas on the parking deck in accordance with provisions in the parking deck Intergovernmental agreement.
4. Continue to work with residents, Village staff, and Tollway staff to minimize the proposed construction impacts to the Village's park space and resident's landscapes as part of the Tollway improvements.
5. Continue Ash Tree and Elm Tree Preservation Programs through trunk and soil injections and monitor the success rate.
6. Secure tree replacement for approximately 175 trees lost in 2022. The primary factors for trees lost include age related decline, storm damage, Emerald Ash Borer, and Dutch Elm Disease.
7. Prune approximately 1300 public trees to minimize hazards and promote healthy growth using both Public Services staff and contractors.
8. Work with the Building Department and Engineering Division to minimize tree damage during construction activities.
9. Support the Village's Tree Board by providing assistance with tree condition reports and ordinance changes, if required.
10. Per the Five-Year Capital Improvement Plan, solicit pricing and purchase the replacement of the Parks Unit #37.

Reviewing the Year: 2022 Accomplishments

1. Continue rain garden improvements and revitalization to existing rain gardens using both Public Services staff and contractors.
Rain Gardens were maintained on a monthly basis by the Village's landscape contractor. The stone and metal edging, cobble stone, soil base and landscape plants were restored at four rain gardens. Two are at 7th and Wilson and two are located at Woodland and Harding. Public Services staff assisted in monthly maintenance and will assist in fall clean-up of the rain gardens.
2. Maintain the landscape areas on the parking deck in accordance with provisions in the parking deck IGA.

Parking Deck turf areas and landscape beds were maintained on a weekly basis by the Village's landscape contractor. Public Services staff will replace a few declining landscape plants in the spring of 2023.

3. Continue to work with residents, Village staff, and Tollway staff to minimize the proposed construction impacts to the Village's park space and resident's landscapes as part of the Tollway improvements.
Staff continues to assist in developing landscape plans for Peirce Park and Veeck Park, including the new pedestrian bridge as well as the landscape along Harding Road, north of Woodland Park that will be implemented upon completion of the tollway improvements.
4. Continue Ash Tree and Elm Tree Preservation Programs through trunk and soil injections and monitor the success rate.
Treated 248 Ash trees with soil injection method to improve resiliency to infestation by Emerald Ash Borer.
Treated 26 Ash trees with trunk injection method to improve resiliency to infestation by Emerald Ash Borer.
Treated 264 American elm trees through trunk injection to improve resiliency to Dutch elm disease. Infection and removal rates have continued to decline since the program was initiated in 2007.
5. Secure tree replacement for approximately 220 trees lost in 2021. The primary factors for trees lost include age related decline, storm damage, Emerald Ash Borer, and Dutch Elm Disease. 146 trees have been planted to date in the Village's parkways and parks. An additional 70 trees are scheduled for planting this fall.
6. Prune approximately 1300 public trees to minimize hazards and promote healthy growth using both Public Services staff and contractors.
A total of 781 trees have been pruned this year to date. 702 trees were pruned by contract and 79 trees were pruned by the Village staff to date. Additional pruning is scheduled throughout the remainder of the year.
7. Work with the Building Department and Engineering Division to minimize tree damage during construction activities.
Reviewed and commented on 50 Tree Preservation Plans to date as part of new construction permits. Staff worked closely with the Engineering Division and the consultant engineers on water and sewer main installation projects to minimize damage to public trees from construction activity.
8. Support the Village's Tree Board by providing assistance with tree condition reports and ordinance changes, if required.
Consulted with the Village Tree Board on two tree inquiries to date:
 - 646 S. Bruner Street
 - 746 McKinley Lane
9. Per the Five-Year Capital Improvement Plan, solicit pricing and purchase the replacement of the Forestry Unit #18.
Staff obtained pricing and the lowest qualified bidder has delivered the replacement for Unit 18.
10. Assist with the implementation of the Enterprise Resource Planning ("ERP") as required.
Public Services has provided support to the Administration Department as needed for the Village's new ERP system.

FORESTRY (PUBLIC SERVICES)

Activity Measures

Calendar Year	2019	2020	2021	2022***
Contractual Tree Pruning (Trees)	1,391	960	733	702
In-House Tree Pruning (Trees)	201	199	185	103
In-House Small Tree Pruning (Trees)	379	725	843	239
Contractual Tree Removal (Trees)	65	79	62	58
In-House Tree Removal (Trees)	178	219	144	64
Trees Planted	309	191	269	160
Dutch Elm Disease Losses (Private)	4	21	0	1
Elm Losses (Public)	14	17	33	14
Elm Injections	317	371	399	264
Ash Losses (Public) (1)	37	43	12	17
Ash Losses (Private)	13	0	0	0
Ash Injections	279	291	260	274
Tree Plans Reviewed	119	92	124	70

*** 2022 Activity Measures include three quarters of information (January - September).

- (1) Number of Ash losses continues to decline as there are fewer trees because of the Emerald Ash Borer infestation.

BUILDING MAINTENANCE (PUBLIC SERVICES)

OBJECTIVES & ACCOMPLISHMENTS

Looking Forward: 2023 Objectives

1. Continue to provide support to other Departments as requested throughout the year pertaining to facilities and Capital Improvement Projects. The Building Maintenance Division will continue to conduct repairs as reported by each Department.
2. Continue to update building certificates that are mandated by the State of Illinois Fire Marshall such as; elevator inspections and boiler inspections.
3. Coordinate with METRA for repairs to the Highland Train Station Building.
4. Coordinate KLM flooring replacement for dining room, stairs, entryway, hallway and living room.
5. Coordinate tuck pointing at the KLM Montessori Building (5903 S. County Line Road).
6. Assist with the relocation process of the HCS Family Services Food Pantry into the old Humane Society building.

Reviewing the Year: 2022 Accomplishments

1. Continue to provide support to other Departments as requested throughout the year pertaining to facilities and Capital Improvement Projects. The Building Maintenance Division will continue to conduct repairs as reported by each Department.
The maintenance division provided support and made repairs as necessary.
2. Continue to update building certificates that are mandated by the State of Illinois Fire Marshall such as; elevator inspections and boiler inspections.
The required inspections were conducted and certifications obtained. The Village is up to code.
3. Coordinate with METRA for repairs to the Highland Train Station Building.
Public Services staff worked with METRA and Kluber Engineering to refine the scope of this project. Repairs will occur in 2023.
4. Coordinate repairs to the Memorial Building wooden columns.
Project will be completed in the fall of 2022.
5. Coordinate tuckpointing at the KLM Montessori Building (5903 S. County Line Road).
This project was deferred due to quotes coming in well above budget.
6. Assist with the relocation process of the HCS Family Services Food Pantry into the old Humane Society building.

This project was deferred as HCS Family Services Food Pantry has not moved into the Humane Society Building yet.

7. Convert Memorial Hall South Pavilion lighting to LED.
Maintenance staff upgraded the MH lobby lighting to LED. The lobby lighting was in greater need of the replacement/conversion than the South Pavilion lighting.

BUILDING MAINTENANCE (PUBLIC SERVICES)

Activity Measures

Calendar Year	2019	2020	2021	2022***
Building Inspections	88	88	48	36
Building RPZs Inspected and Installed	40	40	24	18
Emergency Generator Inspections	81	104	96	72
Fire Suppression System Inspections	45	40	34	27

*** 2022 Activity Measures include three quarters of information (January – September).

ENGINEERING (PUBLIC SERVICES)

OBJECTIVES & ACCOMPLISHMENTS

Looking Forward: 2023 Objectives

1. Subject to funding, complete the 2023 projects including the 2023 Resurfacing Project, Fifth & Grant and Charleston Drainage Projects, 50/50 Sidewalk Project, and Street Crack Filling Project on-time and within budget while minimizing the impacts to Village residents and businesses.
2. Provide engineering oversight for engineering studies, design phase, and/or Village review for the following projects;
 - Sixth Street Reconstruction Improvements: Design
 - 2024 Resurfacing Project: Design
 - The Tri-State Tollway improvements: Village Review
3. Provide input, guidance, and direction on the 2025-2040 Master Infrastructure Program.
4. Create written policies/procedures for Village infrastructure categories.
5. Continue to provide recommendations for individual resident drainage issues, identify solutions for localized drainage area issues, and address nuisance sump pumps as resources become available.
6. Monitor Village adherence to federal, state and local environmental standards including Sanitary Sewer Overflows (SSOs), ILR0066818 (Combined Sewer Overflow (CSO) discharges), ILR40 (Municipal Small Storm Sewer Systems (MS4)), Clean Construction/Demolition Debris (CCDD) disposal, and MWRD I/I Control Plan, ILR10 (NPDES Permit for Construction Activities) and review of sidewalks to meet ADA requirements.
 - Submit environmental information on-time per the appropriate permit and reviewing agency requirements.
 - Continue to improve the Village policies/procedures to meet the permit goals.
 - Manage environmental issues as necessary including Potential Impacted Properties (PIPs), Recognized Environmental Conditions (RECs), Leaking Underground Storage Tanks (LUSTs), Tiered Approach to Corrective Action Objectives (TACO) agreements, and Highway Authority Agreement.
 - Participate in local environmental agency activities including DuPage River/Salt Creek Workgroup (DRSCW) and the Lower Des Plaines Watershed Workgroup (LDWG).
7. Continue to provide public and private development plan review and inspection services in a timely manner.

Reviewing the Year: 2022 Accomplishments

1. Subject to funding, complete the 2022 projects including the S. Garfield Reconstruction Project, 2022 Resurfacing Project, 50/50 Sidewalk Project, and Street Crack Filling Project on-time and under budget while minimizing the impacts to Village residents and businesses.
All projects are scheduled to be completed on time by the fall of 2022. The 2022 construction projects improved 1.7 miles of streets.
2. Provide engineering oversight for engineering studies, design phase, and/or Village review for the following projects;
 - 2023 Resurfacing Project
 - Design to begin in fall 2022.
 - The Tri-State Tollway improvements.
 - Ongoing coordination.
 - The Lane Drainage Study
 - Study continues through 2022.
3. Manage the design development for the Master Infrastructure Project.
Consultant and software selection completed.
4. Provide input, guidance, and direction on the initial review of projects as determined for the 2025-2040 Master Infrastructure Program.
Initial program and project selection to begin in fall 2022. Program is scheduled to be completed in 2023.
5. Continue to provide recommendations for individual resident drainage issues, identify solutions for localized drainage area issues, and address nuisance sump pumps as resources become available.
Engineering staff has worked with Village staff, consultants, residents, and local businesses to address solutions for localized drainage issues.
6. Monitor Village adherence to federal, state and local environmental standards including Sanitary Sewer Overflows (SSOs), ILR0066818 (Combined Sewer Overflow (CSO) discharges), ILR40 (Municipal Small Storm Sewer Systems (MS4)), Clean Construction/ Demolition Debris (CCDD) disposal, and MWRD I/I Control Plan, ILR10 (NPDES Permit for Construction Activities) and review of sidewalks to meet ADA requirements.
Environmental information was submitted to appropriate agencies.
7. Continue to provide public and private development plan review and inspection services in a timely manner.
Provided timely engineering plan review and/or inspection services.
8. Assist with the development and implementation of the Enterprise Resource Planning ("ERP") as required.
Continue to support ERP project as needed.

PROGRAM SUMMARY

DEPARTMENT 51: Community Development

GOAL: To provide professional direction and exemplary public assistance with development review, code enforcement and interpretation, current and long-range planning, capital improvements and technical support.

NARRATIVE:

In 2023, the Community Development Department is staffed with will consist of 6 full- time employees and up to 2 part-time employees. The department is responsible for code and regulatory review of construction and development proposals, building inspection, permitting activities, property maintenance and site management, contractor licensure, and preparation of documents, exhibits, and reports for Village advisory and advocacy groups.

	<u>CY 2021</u>	<u>CY 2022</u>	<u>CY 2022</u>	<u>CY 2023</u>	<u>Change From</u>	<u>% Change From</u>
	<u>Budget</u>	<u>Budget</u>	<u>Estimate</u>	<u>Budget</u>	<u>2022 Budget</u>	<u>2022 Budget</u>
Employee Salaries	475,714	530,117	501,211	531,962	1,845	0.3%
Benefits & Employment Costs	204,821	217,048	199,215	177,901	(39,147)	-18.0%
Contractual Services	62,494	78,000	65,255	114,400	36,400	46.7%
Materials & Supplies	13,808	9,725	9,886	10,075	350	3.6%
Repairs & Maintenance	5,875	5,840	100	5,840	0	0.0%
Other Expenses	2,095	9,282	6,237	22,844	13,562	146.1%
Total Operating Expenses	764,805	850,012	781,903	863,022	13,010	1.5%
Capital Outlay	0	0	0	0	0	-
Grand Total	764,805	850,012	781,903	863,022	13,010	1.5%

PERSONNEL		
JOB CLASSIFICATION	2022	2023
Director of Community Development / Bldg Commissioner	1.00	1.00
Secretary	2.00	0.00
Administrative Secretary	0.00	2.00
Deputy Building Commissioner	1.00	1.00
Village Planner	1.00	1.00
Building Inspector	1.70	1.70
Total	6.70	6.70

VILLAGE OF HINSDALE
CY 2023 BUDGET
GENERAL FUND 100
COMMUNITY DEVELOPMENT EXPENSES - ORG 5100

Account Number	Account Description	2021 Actuals	2022 Budget	2022 Estimated	2023 Budget	Change From 2022 Budget	% Change from 2022 Budget
<u>7000 - Employee Salaries</u>							
7001	FULL-TIME SALARIES	563,983	625,700	610,294	632,275	6,575	1.1%
7005	LONGEVITY PAY	2,200	2,200	2,200	2,200	0	0.0%
7011	OVERTIME	6,943	5,000	6,500	5,000	0	0.0%
7003	PART-TIME SALARIES	66,141	65,000	50,000	65,000	0	0.0%
7009	VEHICLE ALLOWANCE	4,235	4,200	4,200	4,200	0	0.0%
7023	WATER FUND COST ALLOCATION	(167,788)	(171,983)	(171,983)	(176,713)	(4,730)	-2.8%
TOTAL		475,714	530,117	501,211	531,962	1,845	0.3%
<u>7100 - Benefits & Employment Costs</u>							
7101	SOCIAL SECURITY	37,279	43,220	41,000	42,408	(812)	-1.9%
7103	MEDICARE	8,984	10,108	9,500	10,110	2	0.0%
7105	IMRF	66,465	61,345	49,000	31,487	(29,858)	-48.7%
7111	HEALTH INSURANCE	90,916	92,500	81,945	83,698	-8,802	-9.5%
7113	DENTAL INSURANCE	2,400	2,450	2,575	2,539	89	3.6%
7115	LIFE INSURANCE	1,102	1,125	1,432	1,384	259	23.0%
7117	IPBC SURPLUS	-7,507	0	8,540	0	0	0.0%
7119	UNEMPLOYMENT COMP.	0	0	0	0	0	0.0%
7133	MILEAGE REIMBURSEMENT	0	100	0	100	0	0.0%
7139	PERSONNEL EXPENSES	51	0	0	0	0	0.0%
7141	STAFF DEVELOPMENT & TRNG.	3,395	3,200	2,750	3,500	300	9.4%
7143	MEMBERSHIP DUES & SUBSCRIPS.	1,312	2,250	1,750	1,675	-575	-25.6%
7145	UNIFORMS & APPAREL	424	750	723	1,000	250	33.3%
7149	EMPLOYEE RECOG. & RELATIONS	0	0	0	0	0	0.0%
TOTAL		204,821	217,048	199,215	177,901	-39,147	-18.0%
<u>7200 - Contractual Services</u>							
7213	CONSULTING SERVICES	0	15,000	6,000	50,000	35,000	233.3%
7223	DATA PROCESSING SERVICES	12,760	12,800	12,855	13,500	700	5.5%
7231	TELECOMMUNICATIONS	5,841	7,200	7,650	7,900	700	9.7%
7249	RECORD RETENTION & DOC. MA	5,023	7,500	7,500	7,500	0	0.0%
7265	OUTSIDE INSPECTORS	25,845	25,500	26,250	25,500	0	0.0%
7267	THIRD PARTY REVIEW	13,025	10,000	5,000	10,000	0	0.0%
7299	OTHER SERVICES	0	0	0	0	0	0.0%
TOTAL		62,494	78,000	65,255	114,400	36,400	46.7%
<u>7300 - Materials & Supplies</u>							
7301	POSTAGE	4,183	0	8	0	0	0.0%
7303	OFFICE SUPPLIES	5,784	5,000	5,850	5,000	0	0.0%
7305	BREAKROOM SUPPLIES & COFFEE	615	400	300	400	0	0.0%
7307	PRINTING AND PUBLICATIONS	989	1,200	955	1,200	0	0.0%

VILLAGE OF HINSDALE
CY 2023 BUDGET
GENERAL FUND 100
COMMUNITY DEVELOPMENT EXPENSES - ORG 5100

Account Number	Account Description	2021 Actuals	2022 Budget	2022 Estimated	2023 Budget	Change From 2022 Budget	% Change from 2022 Budget
<u>7300 - Materials & Supplies (continued)</u>							
7311	GASOLINE & OIL	1,396	1,500	2,246	1,850	350	23.3%
7313	MOTOR VEHICLE SUPPLIES	0	0	0	0	0	0.0%
7329	TOOLS & HARDWARE	45	250	100	250	0	0.0%
7353	MEDICAL/SAFETY SUPPLIES	796	375	427	375	0	0.0%
7391	COMPUTER HARDWARE, SOFTWARE & SUPLS	0	0	0	0	0	0.0%
7399	NON-CAPITALIZED EQUIPMENT	0	1,000	0	1,000	0	0.0%
	TOTAL	13,808	9,725	9,886	10,075	350	3.6%
<u>7400 - Repairs & Maintenance</u>							
7403	GENERAL EQUIPMENT MAINT.	0	0	0	0	0	0.0%
7405	COMP&OFF EQUIP MAINT.	4,240	4,340	0	4,340	0	0.0%
7407	MOTOR VEHICLE MAINT.	1,635	1,500	100	1,500	0	0.0%
	TOTAL	5,875	5,840	100	5,840	0	0.0%
<u>7500 - Other Expenses</u>							
7523	IRMA PREMIUMS	362	6,782	3,737	20,344	13,562	200.0%
7525	SELF-INSURED DEDUCTIBLE	1,733	2,500	2,500	2,500	0	0.0%
	TOTAL	2,095	9,282	6,237	22,844	13,562	200.0%
	TOTAL EXPENSES	764,805	850,012	781,903	863,022	13,010	1.5%

COMMUNITY DEVELOPMENT

OBJECTIVES & ACCOMPLISHMENTS

.....

Looking Forward: Calendar Year 2023 Objectives

1. Provide material support as needed as the Hinsdale Meadows project.
2. Provide material support as needed on the Kensington School eight lot residential development project.
3. Provide material support on the redevelopment of the former IBLP property at 707 E. Ogden.
4. Provide material support on the Vine Street Station Project.
5. Maintain plan review lead times at 3-4 weeks.
6. Maintain all inspection lead times at 48 hours or less.
7. Continue to work with the Hinsdale Police Department in exploring joint local adjudication for local ordinance violations.
8. Assist with implementation of the Enterprise Resource Planning ("ERP") as required.
9. Provide material support on any changes to the Zoning Code and Historic Preservation Ordinance.
10. Monitor staffing levels to ensure adequate service delivery levels while being responsive to revenue pressures.
11. Provide staff support to the Plan Commission, Historic Preservation Commission, and Zoning Board of Appeals and any code revisions proposed.
12. Provide material support on any changes to the Zoning Code and Historic Preservation Ordinance.

Reviewing the Year: 2022 Accomplishments

1. Continue to provide plan review, inspection, and material support as needed on the Hinsdale Meadows project.

Project is underway and the department is providing plan review and inspection services as needed.

2. Continue to provide plan review, inspection, and material support as needed on the Kensington School and the eight-lot residential development project.

Kensington School portion of project is complete. Single family lots have been improved and are currently being marketed.

3. Provide material support on the redevelopment of the former IBLP property at 707 E. Ogden.

Staff continues to monitor, providing direction and support as able.

4. Maintain plan review lead times at 3-4 weeks.

Plan review lead times have been maintained at 3-4 weeks.

5. Maintain all inspection lead times at 48 hours or less.

Inspection lead times have been maintained at 48 hours or less.

6. Continue to work with the Hinsdale Police Department in exploring joint local adjudication for local ordinance violations.

This is still being evaluated as an alternative to field court.

7. Provide material support on any changes to the Zoning Code and Historic Preservation Ordinance.

The Board of Trustees approved the creation of a Historic Overlay District this year.

8. Continue to monitor staffing levels to ensure adequate service delivery levels while being responsive to revenue pressures.

Staff continually monitors staffing levels against service delivery expectations while permit revenue continually exceeds departmental budget allocation and revenue projections.

9. Continue to provide staff support to the Plan Commission, Historic Preservation Commission, and Zoning Board of Appeals and any code revisions proposed.

Staff is currently providing support to several commissions, moving 32 cases through the entitlement process through the end of the third quarter.

COMMUNITY DEVELOPMENT DEPARTMENT

2022 Activity Measures

Number of Projects/Cases/Inspections	2018	2019	2020	2021	2022***
Projects/Permits	1077	1054	1076	1211	979
ZBA Cases	10	6	6	9	7
PC Cases	75	58	46	46	32
Inspections	4012	3791	3986	4146	3607
Code Enforcement Cases	807	794	861	803	704

Number of Projects/Cases/Inspections	2018	2019	2020	2021	2022***
New Single Family	52	40	37	49	34
New Multi-Family	0	0	0	0	0
Residential Additions/ Alterations	166	203	172	175	140
Commercial New	1	1	0	0	0
Commercial Additions/ Alterations	75	53	41	64	50
Demolitions	43	36	34	35	19
Electrical	174	194	200	228	184
Plumbing	214	194	208	246	210
Miscellaneous (fences, flatwork,	337	333	378	401	340

*** Activity Measures for 2022 includes three quarters of information (January – September).

Commissions / Committees Supported

Zoning & Public Safety

Environment & Public Services

Zoning Board of Appeals

Plan Commission

Historic Preservation Commission

COMMUNITY DEVELOPMENT PERFORMANCE MEASURES

Plan Review Turnaround: *Review plans within 15 days of submittal*

	<u>GOAL</u>	<u>2021 Yr End</u>	<u>Q1</u>	<u>2022</u>		<u>Q4</u>	<u>2022 Yr End</u>
				<u>Q2</u>	<u>Q3</u>		
Zoning, Bldg., Mech., Elec., Plumb.	15 Days	90%	100%	80%	80%		
<i>Number of reviews</i>		2422	496	804	658		
<i>Average # of days to complete review</i>		16.5	15	18	18		

Inspections Performed: *Inspections performed within 48 hours of request*

	<u>GOAL</u>	<u>2021 Yr End</u>	<u>Q1</u>	<u>2022</u>		<u>Q4</u>	<u>2022 Yr End</u>
				<u>Q2</u>	<u>Q3</u>		
Inspections (Bldg., Elec., Mech., Plumb., Eng.)	95%	100%	100%	100%	100%		
<i>Number of inspections</i>		4305	984	1269	1354		

Code Enforcement:

85% percent of code enforcement violations brought into compliance through voluntary means

	<u>GOAL</u>	<u>2021 Yr End</u>	<u>Q1</u>	<u>2022</u>		<u>Q4</u>	<u>2022 Yr End</u>
				<u>Q2</u>	<u>Q3</u>		
Code Enforcement	95%	97%	99%	99%	98%		
<i>Number of violations confirmed</i>		803	200	246	258		
<i>Number resolved voluntarily</i>		783	197	243	254		

*** 2022 Performance Measures include three quarters of information (January – September).

ALL PROGRAMS SUMMARY

DEPARTMENT 61: Parks & Recreation

GOAL: To deliver quality, innovative park and recreation services by providing leisure opportunities for residents across the age spectrum and to maintain Village Parks in a safe, clean and aesthetically appealing manner.

NARRATIVE: The Parks and Recreation Department is responsible for providing quality leisure services to Village residents, as well as maintenance and improvements to Village parks and grounds. The Department is composed of five (5) Programs funded by the Corporate Fund. Contracted services continue to be utilized as necessary. Recreation Services includes membership in the Gateway Special Recreation Association and community special events. Program fees partially offset the expenses incurred in conducting recreation programs. An increase in lifeguard salaries is proposed for competitive purposes. As a result of budget refinements, employee salaries reflect current status of part time positions.

	<u>CY 2021 Budget</u>	<u>CY 2022 Budget</u>	<u>CY 2022 Estimate</u>	<u>CY 2023 Budget</u>	<u>Change From Prior Budget</u>	<u>% Change From Prior Budget</u>
Employee Salaries	748,357	784,227	826,710	854,623	70,396	9.0%
Benefits & Employment Costs	233,311	241,645	222,845	192,410	(49,235)	-20.4%
Contractual Services	410,910	427,225	501,556	531,621	104,396	24.4%
Materials & Supplies	133,935	144,809	137,941	156,750	11,941	8.2%
Repairs & Maintenance	181,568	292,575	262,482	313,945	21,370	7.3%
Other Expenses	23,656	39,160	26,647	76,573	37,413	95.5%
Total Operating Expenses	1,731,736	1,929,641	1,978,180	2,125,922	196,281	10.2%
Capital Outlay	1,164,923	462,205	397,459	560,000	97,795	21.2%
Grand Total	2,896,659	2,391,846	2,375,639	2,685,922	294,076	12.3%

PERSONNEL		
JOB CLASSIFICATION	2022	2023
Parks & Recreation Superintendent	1.00	1.00
Administrative Assistant	1.00	1.00
Recreation/Marketing Communications Manager	1.00	0.00
Recreation Supervisor	0.00	1.00
KLM Reservation Managers and Hosts	2.00	2.00
Pool Manager	0.63	0.63
Assistant Pool Manager	0.30	0.30
Pool Lifeguards	5.54	5.54
Cashiers	0.65	0.65
Part-Time Summer Recreation Staff	1.19	1.19
Total	13.31	13.31

VILLAGE OF HINSDALE
CY 2023 BUDGET
GENERAL FUND 100
PARKS AND RECREATION EXPENSES - ORG 6100 to 6500

Account Number	Account Description	2021 Actuals	2022 Budget	2022 Estimated	2023 Budget	Change From 2022 Budget	% Change from 2022 Budget
<u>7000 - Employee Salaries</u>							
7001	FULL-TIME SALARIES	478,409	493,100	467,343	475,215	-17,885	-3.6%
7003	PART-TIME SALARIES	276,400	298,900	360,470	385,700	86,800	29.0%
7005	LONGEVITY PAY	1,100	1,200	1,100	1,150	-50	-4.2%
7009	VEHICLE ALLOWANCE	4,235	4,200	4,725	6,300	2,100	50.0%
7011	OVERTIME	8,382	7,500	13,745	7,500	0	0.0%
7023	WATER FUND COST ALLOCATION	-20,169	-20,673	-20,673	-21,242	-569	2.8%
TOTAL		748,357	784,227	826,710	854,623	70,396	9.0%
<u>7100 - Benefits & Employment Costs</u>							
7101	SOCIAL SECURITY	46,603	49,438	53,901	53,377	3,939	8.0%
7103	MEDICARE	10,930	11,562	12,525	12,483	921	8.0%
7105	IMRF	55,510	47,203	42,400	27,889	-19,314	-40.9%
7111	HEALTH INSURANCE	108,642	110,000	87,155	73,772	-36,228	-32.9%
7113	DENTAL INSURANCE	3,129	3,300	2,836	2,886	-414	-12.5%
7115	LIFE INSURANCE	1,014	1,060	1,280	1,153	93	8.8%
7117	IPBC SURPLUS	-7,308	0	10,155	0	0	0.0%
7119	UNEMPLOYMENT COMP.	0	0	0	0	0	0.0%
7133	MILEAGE REIMBURSEMENT	203	400	300	600	200	50.0%
7137	EMPLOYMENT ADVERTISEMENTS	400	0	0	0	0	0.0%
7139	PERSONNEL EXPENSES	201	0	110	0	0	0.0%
7141	STAFF DEVELOPMENT & TRAINING	2,824	7,475	2,910	8,310	835	11.2%
7143	MEMBERSHIP DUES & SUBSCRIPTIONS	3,612	2,692	1,250	2,925	233	8.7%
7145	UNIFORMS & APPAREL	7,550	8,515	8,023	9,015	500	5.9%
TOTAL		233,311	241,645	222,845	192,410	-49,235	-20.4%
<u>7200 - Contractual Services</u>							
7223	DATA PROCESSING SERVICES	14,994	15,250	15,250	16,890	1,640	10.8%
7231	TELECOMMUNICATIONS	10,257	12,550	11,800	12,150	-400	-3.2%
7233	CABLE/INTERNET	3,090	3,150	3,324	4,890	1,740	55.2%
7235	ELECTRIC	60,634	62,750	75,486	78,200	15,450	24.6%
7237	NATURAL GAS	25,472	26,050	30,552	31,300	5,250	20.2%
7239	FLAGG CREEK SEWER CHARGE	0	0	0	0	0	0.0%
7241	CUSTODIAL SERVICES	29,610	21,750	17,650	29,750	8,000	36.8%
7245	DUMPING/REFUSE REMOVAL	14,598	15,000	16,560	18,216	3,216	21.4%
7247	LICENSES & PERMITS	1,722	6,200	3,812	6,200	0	0.0%
7271	EQUIPMENT RENTAL	6,365	7,875	4,700	7,875	0	0.0%
7273	RECREATION PROGRAMMING	244,166	256,650	322,422	326,150	69,500	27.1%
7299	OTHER SERVICES	0	0	0	0	0	0.0%
TOTAL		410,910	427,225	501,556	531,621	104,396	24.4%

VILLAGE OF HINSDALE
CY 2023 BUDGET
GENERAL FUND 100
PARKS AND RECREATION EXPENSES - ORG 6100 to 6500

Account Number	Account Description	2021 Actuals	2022 Budget	2022 Estimated	2023 Budget	Change From 2022 Budget	% Change from 2022 Budget
<u>7300 - Materials & Supplies</u>							
7301	POSTAGE	3,057	0	1,500	0	0	0.0%
7303	OFFICE SUPPLIES	2,659	4,550	5,122	5,500	950	20.9%
7305	BREAKROOM SUPPLIES & COFFEE	0	0	0	0	0	0.0%
7307	PRINTING AND PUBLICATIONS	38,804	32,440	32,265	36,030	3,590	11.1%
7311	GASOLINE & OIL	9,853	9,000	13,205	11,500	2,500	27.8%
7313	MOTOR VEHICLE SUPPLIES	0	0	0	0	0	0.0%
7323	CHEMICALS	17,844	19,600	18,557	19,600	0	0.0%
7327	BUILDING & MAINT SUPPLIES	8,537	17,200	14,945	16,900	-300	-1.7%
7329	TOOLS & HARDWARE	1,655	1,850	436	1,850	0	0.0%
7353	MEDICAL/SAFETY SUPPLIES	1,343	1,420	759	2,170	750	52.8%
7361	RECREATION SUPPLIES	37,114	37,000	35,075	42,650	5,650	15.3%
7363	KLM EVENT SUPPLIES	3,896	6,350	5,725	7,350	1,000	15.7%
7391	COMPUTER HARDWARE, SOFTWARE & SUPLS	0	0	0	500	500	100.0%
7399	NON-CAPITALIZED EQUIPMENT	9,172	15,399	10,353	12,700	-2,699	-17.5%
	TOTAL	133,935	144,809	137,941	156,750	11,941	8.2%
<u>7400 - Repairs & Maintenance</u>							
7401	BUILDINGS MAINTENANCE	27,591	62,525	51,604	53,225	-9,300	-14.9%
7403	GENERAL EQUIPMENT MAINT.	0	19,700	2,500	28,200	8,500	43.1%
7405	COMP&OFF EQUIP MAINT.	1,815	4,000	4,000	3,200	-800	-20.0%
7407	MOTOR VEHICLE MAINTENANCE	4,213	2,500	1,728	2,500	0	0.0%
7409	RADIOS MAINTENANCE	0	0	0	0	0	0.0%
7411	LANDSCAPING&GROUNDS MAINT	147,709	201,350	201,150	224,320	22,970	11.4%
7419	PARKS MAINTENANCE	240	2,500	1,500	2,500	0	0.0%
7421	POOL MAINTENANCE	0	0	0	0	0	0.0%
	TOTAL	181,568	292,575	262,482	313,945	21,370	7.3%
<u>7500 - Other Expenses</u>							
7513	BANK FEES	15,028	13,700	14,253	15,200	1,500	10.9%
7523	IRMA PREMIUMS	957	17,960	9,894	53,873	35,913	200.0%
7525	SELF-INSURED DEDUCTIBLE	7,671	7,500	2,500	7,500	0	0.0%
7599	MISCELLANEOUS EXPENSES	0	0	0	0	0	0.0%
	TOTAL	23,656	39,160	26,647	76,573	37,413	95.5%
	TOTAL EXPENSES	1,731,736	1,929,641	1,978,180	2,125,922	196,281	10.2%

PARKS AND RECREATION DEPARTMENT

OBJECTIVES & ACCOMPLISHMENTS

Looking Forward: 2023 Objectives

1. Continue to seek opportunities to incorporate feedback received from the 2015-2016 Community Survey into future planning efforts, focusing largely on expanding and increasing special events and free family programming opportunities.
2. Complete projects that are approved in the Capital Improvement Plan (CIP) on time and within budget.
 - *Replace Truck Unit #37*
 - *Pool Pump Motor Replacement*
 - *Pool Williams Phase 3-4 Study*
 - *Replace Pool Heater*
 - *Replace Playground Equipment*
 - *Tuck Pointing - 5903 South County Line Road (Montessori School Building)*
 - *KLM Fence Replacement and Repairs*
 - *Bleachers at Peirce Park*
 - *Peirce Fence Repair/Replacement*
 - *Soccer Goals at Robbins and Veeck Park*
 - *KLM Entryway, Coat Closet, Hallway and Living Room Flooring*
3. Continue to work to increase the utilization of the Lodge at KLM park, including advertising rental space in the Zook Studio and creating permits for wedding photos on the Lodge/ Zook House grounds.
4. Continue to expand the Department's use of social media, newsletters, and the website as an effective means of communication with residents and program participants.
5. Expand upon the Department's current sponsorship and donation requests. Work to increase the amount of items and in-kind donations that are received for the year in order to alleviate budget constraints related to programming and events.
6. Continue to work to provide new and trendy programming opportunities for the community, through cooperative programming and third party vendors.
7. Continue to apply for applicable Parks & Recreation grants; including the Open Space and Land Acquisition (OSLAD) and Park and Recreational Facility Construction (PARC) grants, as well as providing quarterly updates on the \$400,000 OSLAD Grant for the renovation of the Community Pool.

Reviewing the Year: 2022 Accomplishments

1. Continue to seek opportunities to incorporate feedback received from the 2015-2016 Community Survey into future planning efforts, focusing largely on expanding and increasing special events and free family programming opportunities.

Staff planned 8 new events and over 80 new programs for 2022.

Special Events include:

- *Corks & Forks and a Little Education*
- *Snow Shoveling Program*
- *Community Garden Plots*
- *Picklepalooza Pickleball Tournament*
- *Summer Pickleball Kick-Off*
- *Unplug & Play: Chalk the Walk*
- *Unplug & Play: Giant Family Game Night*
- *Dog Days of Summer*

Adult, Teen, Family and Youth Programming included:

- *Adult Photography*
- *All Spun Up and Stressed Out?*
- *Amazon Forest Miniature World*
- *Annie: A Musical Experience Dance Party*
- *Archery and Pickleball Camp*
- *Back to School Fashion Fun*
- *Cheer with Me*
- *Chicago Elite Beach Volleyball Camp*
- *Chicago Union Ultimate Frisbee Camps*
- *Cinderella Remix Dance Party*
- *Circus Big Top Miniature Scene*
- *Coaching for Kids Lab*
- *Create Your Self-Portrait in Acrylics*
- *Create Your Self-Portrait in Colored Pencil*
- *Creating Landscapes in Watercolor*
- *Dance Party*
- *Dominick the Italian Christmas Donkey Life-Coaching for Kids Lab*
- *Double the Fun Drawing*
- *Draw Your Favorite Person*
- *Eco Buddies Mini Camp*
- *Explore Nature Days*
- *Family Dog – Level I Obedience Training*
- *Fencing for Everyone*
- *Fiesta Time – Make Your Own Mini Piñata!*
- *Fun Fridays Tumbling*
- *Fun with Photography*
- *Funny Friends in Colored Pencil*
- *GNO: Get Pampered Spa Divas*
- *Good Manners – Level II Obedience Training*

- *Guided Nature & Tree Tours*
- *High School Musical Mania Dance Party*
- *Hinsdale Herd Lacrosse*
- *Hippity Hop Dance*
- *I Speak Spanish! – Spanish for Young Kids*
- *iCook*
- *International Dance Camp*
- *Let's Ballet Together*
- *Let's Play It*
- *Lights, Literature, Action*
- *Little Veterinarian School (Cat)*
- *Little Veterinarian School (Dog II)*
- *Magical Me Dance Party*
- *Making Mandalas*
- *Mini Cheer and Poms*
- *Mini Me Tumbling*
- *Monster Mash Dance Party*
- *Mother's Day Memories Gift Boutique*
- *Music and Movement*
- *Nature Navigators*
- *Nature Skills Camp – Advanced Anglers*
- *Nature Skills Camp – Outdoor Trekkers*
- *Outdoor Dodgeball Camp*
- *Outdoor Floor Hockey Camp*
- *Paint Your Favorite Monster*
- *Paper-Mache Animal Sculpture*
- *Procreate 101*
- *Puppy Beginnings Dog Training*
- *Rainbow Rockstar Dance Party*
- *Ribbon Dancing*
- *RoboThink After School robotics Club*
- *Rock Painting*
- *Santa's Snowstorm Lab*
- *SNO Pajama Summer Spa Night*
- *Snowflake Spectacular Dance Party*
- *Sports Galore*
- *Spring Fling Dance Party*
- *STEAM*
- *Team Sports*
- *The Royal Ballet Dance*
- *The Spanish Acquisition – Spanish for Adults*
- *Thursday Night Dance Parties*
- *TikTok Dance Party*
- *Tiny Tot Tumbling*
- *Tot Action Theater*

- *Totally Talented Dance Party*
 - *Tumbling Jr*
 - *Tumbling/Cheer*
 - *Tumbling/Hip Hop*
 - *Uncorked Creatives*
 - *Under the Sea Dance Party*
 - *Unicorn Rainbow Princess Glam*
 - *Windy City Ninjas Spring Break Camp*
 - *World Dance*
 - *Yoga/Cheer Camp*
 - *Yoga/Culinary 3-Day*
2. Complete projects that are approved in the Capital Improvement Plan (CIP) on time and within budget for 2022
 - *Replacement of the Irma Butler Tot Lot Playground (started in 2021)*
 - *Pool Improvements Phase 1 & 2*
 - *Lodge Ductwork Replacement*
 - *Pool Pump Motor Replacement*
 3. Continue to work to increase the utilization of the Lodge at KLM through expanded marketing, specifically web-based and social media.
Social media engagement for The Lodge has tripled since 2020, with now over 1,000 followers on social media up from just under 300. The Lodge has rebounded from the COVID-19 pandemic and is seeing revenue reach a 5 year high.
 4. Complete phase one & two of the pool improvements, as well as providing updated zero depth entry pool designs for review by the Village Board and Parks & Recreation Commission.
Staff applied for a received an OSLAD (Open Space and Land Acquisition Development) Grant in the amount of \$400,000. Construction for phases 1&2 of the pool improvements began in September 2021, and were completed in spring 2022.
 5. Continue to expand the department's use of social media as a marketing tool for the Community Pool, and department programs.
Social media has been used heavily as the main form of marketing for the department. Current Activity and Performance Measures indicate that social media usage has increased over the previous budget year. Staff also created two new social media segments to educate followers on the day to day work done in the Parks Department and at the Pool.

6. Expand upon the department's current sponsorship and donation requests. Work to increase the number of items and in-kind donations that are received for the year in order to alleviate budget constraints related to programming and events.
Staff continues to look for new opportunities to obtain sponsorships and donations. Currently all special events are being sponsored in some capacity, as well as park bench and equipment donations. Staff worked with an eagle scouts to finalize the Nature Playground installation at KLM park, as well as secured a donation of a public-use AED in Burns Field Park; both at no cost to the Village.
7. Continue to work to provide new and trendy programming opportunities for the community, through cooperative programming and third-party vendors.
Staff added over 80 new programs this year with cooperative programming arrangements.
8. Continue to apply for all applicable Parks & Recreation grants available; including the Open Space and Land Acquisition (OSLAD) and Park and Recreational Facility Construction (PARC) grants.
Staff completed a grant application for the PARC Grant early in 2021, requesting 2.5 million dollars to rehab The Lodge at KLM and make it ADA accessible. However, this project was not awarded to the Village. Staff did not apply for OSLAD or PARC grants in 2022, but did seek playground grant funds through other opportunities. OSLAD or PARC grants application in 2023 will be staffs main focus.

PARKS AND RECREATION DEPARTMENT

2022 Activity Measures

CALENDAR YEAR

RECREATION SERVICES	2018	2019	2020	2021	2022***
Recreation Programs Offered	437	445	396	789	751
Program Registrations Processed	2,253	2,077	1,247	2,550	4,107
In Office Registrations	1,056	983	444	658	586
Web Based Registrations	1,197	1,094	803	1,892	2,523
Community Events Offered	18	22	18	23	14

Permits/Rentals	2018	2019	2020	2021	2022***
Picnic Shelter Permits	90	69	49	79	90
Revenue	\$12,240	\$8,870	\$3,500	\$8,750	\$14,350
Katherine Legge Memorial Lodge					
Rentals (Total)	111	101	67	98	83
Revenue	\$172,164	\$156,387	\$36,445	\$166,422	\$148,232

Pool Passes Issued	2018	2019	2020	2021	2022***
Resident Individual	17	13	0	9	14
Resident Family	279	273	0	1,145	1,468
Resident Senior	38	38	0	38	42
Nanny	71	71	0	58	65
Total Resident Passes Sold	405	395	0	1,287	1,589
Neighborhood Family	90	133	0	787	757
Neighborhood Individual	3	4	0	3	3
Total Neighborhood Passes Sold	93	137	0	795	760
Non-Resident Individual	2	1	0	6	4
Non-Resident Family	3	1	0	50	44
Non-Resident Senior	7	13	0	11	11
Non-Resident Nanny	19	29	0	27	25
Total Non-Resident Passes Sold	31	44	0	94	84
Super Passes	100	100	0	0	0
Total 10-Visit Adult Pass	242	231	0	302	193
Total Passes Sold	871	907	8,462	2,438	2,626
Passes Processed In-Office	752	759	8,462	2,438	1,777
Passes Processed On-Line	119	148	67	0	849
Total Pass Revenue	\$162,126	\$168,488	\$78,611	\$189,495	\$229,532

*** 2022 Activity Measures only include three quarters of information (January – September).

PARKS & RECREATION PERFORMANCE MEASURES

CALENDAR YEAR	<u>GOAL</u>	<u>2021</u>	<u>2022</u>	<u>2022 Yr-End</u>		
			<u>Q1</u>	<u>Q2</u>	<u>Q3</u>	<u>Q4</u>
<u>Katherine Legge Memorial Lodge Rental</u>						
Friday, Saturday, Sunday rentals	100	98	10	26	47	
<i>Average of 95 per year over the last 10 years</i>						

	<u>GOAL</u>	<u>2021</u>	<u>2022</u>	<u>2022 Yr-End</u>		
			<u>Q1</u>	<u>Q2</u>	<u>Q3</u>	<u>Q4</u>
<u>Community Pool</u>						
Number of swim lesson program participants	450	276	0	406	31	
<i>Lessons include youth, private, parent-tot, diving, and tot swim programs</i>						

	<u>GOAL</u>	<u>2021</u>	<u>2022</u>	<u>2022 Yr-End</u>		
			<u>Q1</u>	<u>Q2</u>	<u>Q3</u>	<u>Q4</u>
<u>Program Services</u>						
Participants registered for programs	2,200	2,550	522	1,282	2,303	
Staff has started co-oping classes with other local entities to help prevent redundancy of offerings.						

	<u>GOAL</u>	<u>2021</u>	<u>2022</u>	<u>2022 Yr-End</u>		
			<u>Q1</u>	<u>Q2</u>	<u>Q3</u>	<u>Q4</u>
<u>Park Permits Issued</u>						
Permits issued	75	79	34	31	25	

	<u>GOAL</u>	<u>2021</u>	<u>2022</u>	<u>2022 Yr-End</u>		
			<u>Q1</u>	<u>Q2</u>	<u>Q3</u>	<u>Q4</u>
<u>Social Media:</u>						
Patrons reach on the Parks and Recreation social media sites	74,828	37,414	15,151	42,759	30,146	

**VILLAGE OF HINSDALE
CY 2023 BUDGET
MOTOR FUEL TAX**

Account Description	2021 Actuals	2022 Budget	2022 Estimated	2023 Budget	Change From 2022 Budget
Revenues					
MOTOR FUEL TAX	381,847	400,000	390,000	420,000	20,000
MOTOR FUEL TAX-TRSP RENEWAL BILL	277,037	280,000	290,000	307,000	27,000
MOTOR FUEL TAX-BUILD ILLINOIS	369,414	369,413	369,413	0	(369,413)
LOCAL COOK COUNTY MFT	0	0	0	0	0
INTEREST ON INVESTMENTS	(3,311)	1,000	0	500	(500)
TOTAL REVENUES	1,024,987	1,050,413	1,049,413	727,500	(322,913)
Expenses					
STREET IMPROVEMENTS	0	0	0	0	0
TOTAL EXPENSES	0	0	0	0	0
Excess (Deficiency)	1,024,987	1,050,413	1,049,413	727,500	(322,913)
Other Finance Sources (Uses)					
TRANSFER TO INFRASTRUCTURE FUND	(1,793,000)	(1,250,000)	(1,192,980)	0	1,250,000
Excess of Revenues over Expenses and Other Financing Sources (Uses)	(768,013)	(199,587)	(143,567)	727,500	927,087
BEGINNING FUND BALANCE	1,372,594	605,006	604,581	461,014	
ENDING FUND BALANCE	604,581	405,419	461,014	1,188,514	

**VILLAGE OF HINSDALE
CY 2023 BUDGET
FOREIGN FIRE INSURANCE FUND**

Account Description	2021 Actuals	2022 Budget	2022 Estimated	2023 Budget	Change From 2022 Budget
Revenues					
FOREIGN FIRE TAX	79,143	79,142	90,470	90,000	10,858
INTEREST ON INVESTMENTS	70	100	100	100	0
TOTAL REVENUES	79,213	79,242	90,570	90,100	10,858
Expenses					
BENEFITS & EMPLOYMENT COSTS	22,665	21,000	13,000	44,700	23,700
MATERIALS AND SUPPLIES	19,339	55,000	35,250	45,300	(9,700)
OTHER EXPENSES	570	600	570	0	(600)
TOTAL EXPENSES	42,574	76,600	48,820	90,000	13,400
Excess of Revenues over Expenses	36,639	2,642	41,750	100	(2,542)
CAPITAL OUTLAY	10,253	0	25,000	0	0
Excess of Revenues over Expenses	26,386	2,642	16,750	100	(2,542)
BEGINNING FUND BALANCE	155,545	173,218	181,931	198,681	
ENDING FUND BALANCE	181,931	175,860	198,681	198,781	

**VILLAGE OF HINSDALE
CY 2023 BUDGET
DEBT SERVICE FUND SUMMARY**

Account Description	2021 Actuals	2022 Budget	2022 Estimated	2023 Budget	Change From 2022 Budget
Revenues					
PROPERTY TAXES	169,591	167,975	167,975	165,675	(2,300)
INTEREST ON INVESTMENTS	(2,290)	300	(312)	0	(300)
TOTAL REVENUES	167,301	168,275	167,663	165,675	(2,600)
Expenses					
PRINCIPAL	2,010,000	2,020,000	2,020,000	2,075,000	55,000
INTEREST	1,165,663	1,162,982	1,162,982	1,104,070	(58,912)
BANK AND BOND FEES	64,444	3,325	3,325	2,850	(475)
TOTAL EXPENSES	3,240,107	3,186,307	3,186,307	3,181,920	(4,387)
Other Financing Sources					
BOND ISSUANCE	2,655,000	0	0	0	0
BOND PREMIUM	613,010	0	0	0	0
PAYMENTS TO ESCROW AGENT	(3,204,460)	0	0	0	0
TRANSFER IN-LIBRARY FUND	252,912	268,513	268,513	268,713	200
TRANSFER IN-CAPITAL PROJECTS	2,751,336	2,747,534	2,746,341	2,744,755	(2,779)
TOTAL OTHER FINANCING SOURCES	3,067,798	3,016,047	3,014,854	3,013,468	(2,579)
Excess of Revenues over Expenses	(5,008)	(1,985)	(3,790)	(2,777)	(792)
BEGINNING FUND BALANCE	443,265	413,177	438,257	434,467	
ENDING FUND BALANCE	438,257	411,192	434,467	431,690	

ALL FUNDS SUMMARY

FUND: WATER AND SEWER – 600-632

GOAL: To operate and maintain the water and sewer system effectively and to manage the financial resources of the system consistent with prudent fiscal principles.

NARRATIVE: The Village is served by the DuPage Water Commission as its sole source of supply of Lake Michigan water. Equipment at the water plant and several wells are maintained in a standby mode to supplement this supply if necessary. Capital improvements in this fund include utility replacements related to street projects, as well as necessary improvements to the Village's Stormwater Drainage System. Water and Sewer full-time equivalent staffing is 7.0 employees for 2023 and is itemized in the schedule of Public Service personnel. The Village implemented an adjustment to water rates in 2022 due to a rate increase from the DuPage Water Commission.

	2021 Actuals	2022 Budget	2022 Estimated	2023 Budget	Change From Prior Budget	% Change From Prior Budget
Revenues:						
Water Sales	7,511,357	8,657,000	7,475,000	7,675,000	(982,000)	-11.3%
Sewer Sales	832,809	921,500	825,000	845,000	(76,500)	-8.3%
Lost Customer Discount	41,040	50,000	50,000	50,000	0	0.0%
Infrastructure Fee	213,807	540,000	528,000	530,000	(10,000)	100.0%
Interest	806	1,600	100	1,600	0	0.0%
Miscellaneous	90	0	40	0	0	0.0%
Total Revenues	8,599,909	10,170,100	8,878,140	9,101,600	(1,068,500)	-10.5%
Expenses:						
Employee Salaries	1,956,813	2,013,580	2,003,534	2,057,557	43,977	2.2%
Benefits & Employment Costs	(29,417)	220,952	237,155	212,255	(8,697)	-3.9%
Contractual Services	132,154	140,430	169,310	144,799	4,369	3.1%
Materials and Supplies	4,678,517	4,771,645	4,553,393	4,683,110	(88,535)	-1.9%
Repairs and Maintenance	244,222	231,994	238,083	279,339	47,345	20.4%
Other Expenses	4,954	497,633	44,683	223,568	(274,065)	-55.1%
Debt Service	387,502	389,101	389,576	386,202	(2,899)	-0.7%
Total Operating Expenses	7,374,745	8,265,335	7,635,734	7,986,830	(278,505)	-3.4%
Excess (deficiency)	1,225,164	1,904,765	1,242,406	1,114,770	(789,995)	
Capital Outlay	2,198,149	641,500	292,234	3,535,000	2,893,500	451.1%
Excess (deficiency)	(972,985)	1,263,265	950,172	(2,420,230)	(3,683,495)	
Transfers In/(Out):						
Transfer from General Fund	0	0	0	0		
Transfer From Infrast. Fund	2,450,000	500,000	0	1,735,000	1,235,000	
Excess/(Deficiency)	1,477,015	1,763,265	950,172	(685,230)	(2,448,495)	
Beginning Fund Balance	(144,831)	1,216,978	1,332,184	2,282,356		
Ending Fund Balance	1,332,184	2,980,243	2,282,356	1,597,126		

All Program Capital Outlay Summary

<u>Account</u>	<u>Item</u>	<u>Amount</u>
Operation & Maintenance-4600		
7901	Fire Hydrant Replacement	\$ 25,000
7901	Fire Hydrant Maintenance	\$ 20,000
7901	Veeck CSO Drain Pump and Check Valve Replacement	\$ 55,000
7901	Veeck CSO Scada System/Transducer Upgrade	\$ 50,000
7901	Memorial Building Sewer Service Lining for Presidential Plaza	\$ 50,000
7901	Well #10 Abandonment	\$ 15,000
7907	Replace Water/Sewer Truck #32	\$ 55,000
Total Operations & Maintenance		<u>\$ 270,000</u>
Water & Sewer Capital-4610		
Water Mains		
7917	2023 Water Main Interconnection Project	500,000
7917	Source Water Protection Plan	50,000
7917	Standpipe Rehabilitation	2,000,000
7917	Standpipe Construction Observation	55,000
Total Water Main Projects		<u>\$ 2,605,000</u>
Sewer		
7919	Drainage Improvements (ARPA grant) Construction	550,000
7919	Drainage Improvements (ARPA grant) Construction Observation	55,000
7919	Sewer Overflow Monitoring	15,000
7919	Localized Drainage Solutions	\$ 40,000
Total Sewer Projects		<u>\$ 660,000</u>
Total Water & Sewer Capital		<u>\$ 3,265,000</u>
Total Water & Sewer Fund		<u><u>\$ 3,535,000</u></u>

WATER AND SEWER OPERATIONS AND MAINTENANCE (PUBLIC SERVICES)

OBJECTIVES & ACCOMPLISHMENTS

Looking Forward: 2023 Objectives

1. Meet or exceed State and Federal water quality standards.
2. Continue professional education and training of personnel in the water and wastewater fields.
3. Clean and maintain sewer lines both in-house and with use of contractors.
4. Assist the Engineering Division and contractors with the completion of the utility projects in the upcoming Village Capital Improvement Plan through plan design, review, and in-field implementation.
5. Respond and repair emergency water main breaks efficiently with minimal disruption of water service to residents and business owners.
6. Work with the Engineering Division to identify and resolve storm water management issues.
7. Continue the fire hydrant replacement program, which is to replace outdated hydrants that are not included in the Master Infrastructure Plan (“MIP”).
8. Continue the root cutting program to maintain flow through root-infested sewers.
9. Institute sewer main lining to uphold the structural integrity of the aging sanitary and storm sewer system when possible.
10. Continue to assist with the implementation of the Village’s Pool Facility repairs as recommended by the Pool Audit that was completed by Williams Architecture.
11. Assist with the completion of the Standpipe Painting and Safety Enhancement Project. Staff will provide Village Board of Trustee project updates every two weeks.
12. Execute the Veeck CSO SCADA/Transducer Upgrade.
13. Continue compliance with the State of Illinois Lead Service Line Replacement and Notification Act.
14. Continue compliance with the Illinois Department of Natural Resources Lake Michigan Allocation Program.

Reviewing the Year: 2022 Accomplishments

1. Meet or exceed State and Federal water quality standards.

All distributed water has met or exceeded state and federal water quality standards.

2. Continue professional education and training of personnel in the water and wastewater fields.

Presently, the department has: one (1) Class B Water Operator and three (2) Class C Water Operator. Staff has continued to gain important job knowledge and continuing education credits by attending various classes and seminars.

3. Clean and maintain sewer lines both in-house and with use of contractors.

Current Footage as of June 30, 2022

Sewers Cleaned (In-house) – 560 ft. of the Village's total 418,652 ft. of sewer lines.

Sewers Cleaned (Contracted) – 0 ft. of the Village's total 418,652 ft. of sewer lines.

Sewers Televised (Contracted) – 700 ft. of the Village's total 418,652 ft. of sewer lines.

Projected Footage after October, 2022 completion of the sewer cleaning contract

Sewers Cleaned (Contracted) – 131,496 ft. of the Village's total 418,652 ft. of sewer lines.

Sewers Televised (Contracted) – 3,500 ft. of the Village's total 418,652 ft. of sewer lines.

4. Assist the Engineering Division and contractors with the completion of the utility projects in the upcoming Village Capital Improvement Plan through plan design, review, and in-field implementation.

All 2022 plan design/reviews are completed. Field implementations are ongoing as of June 30, 2022.

5. Respond and repair emergency water main breaks efficiently with minimal disruption of water service to residents and business owners.

Seventeen (17) water main breaks have been repaired as of June 30, 2022.

6. Work with the Engineering Division to identify and resolve storm water management issues.

Staff continually assists the Engineering Division in the identification and resolution of storm water issues.

7. Continue the fire hydrant replacement program, which is to replace outdated hydrants that are not included in the Master Infrastructure Plan ("MIP").

Staff is obtaining pricing and work will be scheduled in October 2022.

8. Continue the root cutting program to maintain flow through root-infested sewers.

38,603 ft. of sewers are to be root cut after the completion of the sewer cleaning contract in December of 2022.

9. Institute sewer main lining to uphold the structural integrity of the aging sanitary and storm sewer system when possible.

No sewer lining project was budgeted for in 2022.

10. Continue to assist with the implementation of the Village's Pool Facility repairs as recommended by the Pool Audit that was completed by Williams Architecture.

Phase 1 and 2 were completed in May 2022.

11. Coordinate the Standpipe Inspection and assist with the Engineering and Bid Specs for the Standpipe Painting and Safety Enhancement Project.

The Standpipe Inspection was performed on July, 18, 2022, with preparation of Bid Specs to follow.

12. Execute the Water Plant SCADA Upgrade.

Staff is obtaining pricing and the projected start date is fall 2022.

13. Continue compliance with the State of Illinois Lead Service Line Replacement and Notification Act.

The Village of Hinsdale is currently in compliance with the State of Illinois Lead Service Line Replacement and Notification Act.

14. Continue compliance with the Illinois Department of Natural Resources Lake Michigan Allocation Program.

The Village of Hinsdale is currently in compliance with the Illinois Department of Natural Resources Lake Michigan Allocation Program.

WATER AND SEWER OPERATIONS AND MAINTENANCE – (PUBLIC SERVICES)

Activity Measures

Calendar Year	2019	2020	2021	2022***
Underground Utility Locates (JULIE)	6,032	5,657	3,083	4,798
Water Main Break Repairs	26	31	20	22
Water Service Leak/ Buffalo Box repairs	18	24	3	7
Hydrant Replacements/Repairs	72	64	30	19
New Water Service Connection/ Inspections	52	44	25	38
Valve Installations/Repairs	5	4	1	3
Water Meter Service Calls	523	495	309	404

Catch Basin Replacements/Repairs	3	1	0	3
Inlet Replacements/Repairs	2	1	0	3
Manhole Replacements/Repairs	5	0	2	1
Catch Basins/ Inlets Cleaned	85	145	62	77
Sewers Cleaned – Public Works (feet)	7,360	5,735	200	635
Sewers Cleaned – Contractual (feet)	112,411	135,350	127,697	0

*** 2022 Activity Measures include three quarters of information (January – September).

**VILLAGE OF HINSDALE
CY 2023 BUDGET
WATER AND SEWER FUND
TOTAL ALL FUNDS**

Account Description	2021 Actuals	2022 Budget	2022 Estimated	2023 Budget	Change From 2022 Budget
Revenues					
WATER SALES	7,511,357	8,657,000	7,475,000	7,675,000	(982,000)
SEWER SALES	832,809	921,500	825,000	845,000	(76,500)
LOST CUSTOMER DISCOUNT	41,040	50,000	50,000	50,000	0
STATE/LOCAL GRANTS	0	0	0	0	0
INFRASTRUCTURE FEE (IMIF)	213,807	540,000	528,000	530,000	(10,000)
INTEREST	806	1,600	100	1,600	0
MISCELLANEOUS	90	0	40	0	0
TOTAL REVENUES	8,599,909	10,170,100	8,878,140	9,101,600	(1,068,500)
Expenses					
EMPLOYEE SALARIES	1,956,813	2,013,580	2,003,534	2,057,557	43,977
BENEFITS & EMPLOYMENT COSTS	(29,417)	220,952	237,155	212,255	(8,697)
CONTRACTUAL SERVICES	132,154	140,430	169,310	144,799	4,369
MATERIALS AND SUPPLIES	4,678,517	4,771,645	4,553,393	4,683,110	(88,535)
REPAIRS AND MAINTENANCE	244,222	231,994	238,083	279,339	47,345
OTHER EXPENSES	4,954	497,633	44,683	223,568	(274,065)
DEBT SERVICE	387,502	389,101	389,576	386,202	(2,899)
TOTAL OPERATING EXPENSES	7,374,745	8,265,335	7,635,734	7,986,830	(278,505)
Excess (Deficiency)	1,225,164	1,904,765	1,242,406	1,114,770	(789,995)
CAPITAL OUTLAY	2,198,149	641,500	292,234	3,535,000	2,893,500
Excess (Deficiency)	(972,985)	1,263,265	950,172	(2,420,230)	(3,683,495)
Transfers In/(Out)					
TRANSFER FROM GENERAL FUND	0	0	0	0	0
TRANSFER FROM INFRASTRUCTURE FUND	2,450,000	500,000	0	1,735,000	1,235,000
TRANSFER FROM GENERAL FUND	0	0	0	0	0
BONDS/LOAN PROCEEDS	0	0	0	0	0
TOTAL TRANSFERS IN (OUT)	2,450,000	500,000	0	1,735,000	1,235,000
Excess (Deficiency)	1,477,015	1,763,265	950,172	(685,230)	(2,448,495)
BEGINNING FUND BALANCE	(144,831)	1,216,978	1,332,184	2,282,356	
ENDING FUND BALANCE	1,332,184	2,980,243	2,282,356	1,597,126	

**VILLAGE OF HINSDALE
CY 2023 BUDGET
WATER AND SEWER FUND
OPERATION & MAINTENANCE FUND**

Account Description	2021 Actuals	2022 Budget	2022 Estimated	2023 Budget	Change From 2022 Budget	% Change from 2022 Budget
Revenues						
WATER SALES	7,511,357	8,657,000	7,475,000	7,675,000	(982,000)	-11.3%
SEWER SALES	832,809	921,500	825,000	845,000	(76,500)	-8.3%
LOST CUSTOMER DISCOUNT	41,040	50,000	50,000	50,000	0	0.0%
INTEREST	682	1,500	0	1,500	0	0.0%
MISCELLANEOUS	90	0	40	0	0	0.0%
TOTAL REVENUES	8,385,978	9,630,000	8,350,040	8,571,500	(1,058,500)	-11.0%
Expenses						
EMPLOYEE SALARIES	1,956,813	2,013,580	2,003,534	2,057,557	43,977	2.2%
BENEFITS & EMPLOYMENT COSTS	(29,417)	220,952	237,155	212,255	(8,697)	-3.9%
CONTRACTUAL SERVICES	132,154	140,430	169,310	144,799	4,369	3.1%
MATERIALS AND SUPPLIES	4,678,517	4,771,645	4,553,393	4,683,110	(88,535)	-1.9%
REPAIRS AND MAINTENANCE	244,222	231,994	238,083	279,339	47,345	20.4%
OTHER EXPENSES	4,954	497,633	44,683	223,568	(274,065)	-55.1%
DEBT SERVICE	218,601	218,601	218,601	218,601	0	0.0%
TOTAL OPERATING EXPENSES	7,205,844	8,094,835	7,464,759	7,819,229	(275,606)	-3.4%
Excess (Deficiency)	1,180,134	1,535,165	885,281	752,271	(782,894)	
CAPITAL OUTLAY	371,732	301,500	226,234	270,000	(31,500)	-10.4%
Excess (Deficiency)	808,402	1,233,665	659,047	482,271	(751,394)	-60.9%
Transfers In/(Out)						
TRANS (TO) FROM WATER CAPITAL	0	0	0	0	0	0.0%
TRANS TO ALT. BOND P AND I	(168,599)	(170,500)	(168,600)	(170,219)	281	-0.2%
BOND PROCEEDS	0	0	0	0	0	0.0%
TOTAL TRANSFERS IN (OUT)	(168,599)	(170,500)	(168,600)	(170,219)	281	-0.2%
Excess (Deficiency)	639,803	1,063,165	490,447	312,052	(751,113)	-70.6%
BEGINNING FUND BALANCE	(20,286)	556,748	619,517	1,109,964		
ENDING FUND BALANCE	619,517	1,619,913	1,109,964	1,422,016		

**VILLAGE OF HINSDALE
CY 2023 BUDGET
WATER AND SEWER FUND
WATER CAPITAL FUND**

Account Description	2021 Actuals	2022 Budget	2022 Estimated	2023 Budget	Change From 2022 Budget	% Change from 2022 Budget
Revenues						
INFRASTRUCTURE FEE (IMIF)	213,807	540,000	528,000	530,000	10,000	1.9%
INTEREST	221	0	0	0	0	0%
TOTAL REVENUES	214,028	540,000	528,000	530,000	10,000	2%
Expenses						
PERSONNEL SERVICES	0	0	0	0	0	0%
PROFESSIONAL SERVICES	0	0	0	0	0	0%
CONTRACTUAL SERVICES	0	0	0	0	0	0%
PURCHASED SERVICES	0	0	0	0	0	0%
MATERIALS AND SUPPLIES	0	0	0	0	0	0%
REPAIRS AND MAINTENANCE	0	0	0	0	0	0%
OTHER EXPENSES	0	0	0	0	0	0%
RISK MANAGEMENT COSTS	0	0	0	0	0	0%
TOTAL OPERATING EXPENSES	0	0	0	0	0	0%
Excess (Deficiency)	214,028	540,000	528,000	530,000	10,000	2%
CAPITAL OUTLAY	1,826,417	340,000	66,000	3,265,000	(2,925,000)	-860%
Excess (Deficiency)	(1,612,389)	200,000	462,000	(2,735,000)	2,935,000	1468%
Transfers In/(Out)						
TRANSFER FROM GENERAL FUND	0	0	0	0	0	0%
TRANSFER FROM WATER O&M	800,000	0	0	0	0	0%
TRANSFER FROM INFRASTRUCTURE	1,650,000	500,000	0	1,735,000	(1,235,000)	-247%
LOAN PROCEEDS	0	0	0	0	0	0%
TOTAL TRANSFERS IN (OUT)	2,450,000	500,000	0	1,735,000	(1,235,000)	-247%
Excess (Deficiency)	837,611	700,000	462,000	(1,000,000)	1,700,000	243%
BEGINNING FUND BALANCE	(138,252)	674,457	699,359	1,161,359		
ENDING FUND BALANCE	699,359	1,374,457	1,161,359	161,359		

VILLAGE OF HINSDALE
CY 2023 BUDGET
WATER AND SEWER FUND
2014 ALTERNATE REVENUE BOND
BONDS PAYABLE THROUGH DECEMBER 15, 2029

Account Description	2021 Actuals	2022 Budget	2022 Estimated	2023 Budget	Change From 2022 Budget
Revenues					
WATER SALES	0	0	0	0	0
SEWER SALES	0	0	0	0	0
LOST CUSTOMER DISCOUNT	0	0	0	0	0
STATE/LOCAL GRANTS	0	0	0	0	0
INTEREST	(97)	100	100	100	0
MISCELLANEOUS	0	0	0	0	0
TOTAL REVENUES	(97)	100	100	100	0
Expenses					
PERSONNEL SERVICES	0	0	0	0	0
PROFESSIONAL SERVICES	0	0	0	0	0
CONTRACTUAL SERVICES	0	0	0	0	0
PURCHASED SERVICES	0	0	0	0	0
MATERIALS AND SUPPLIES	0	0	0	0	0
REPAIRS AND MAINTENANCE	0	0	0	0	0
OTHER EXPENSES	168,901	170,500	170,975	167,601	(2,899)
RISK MANAGEMENT COSTS	0	0	0	0	0
TOTAL OPERATING EXPENSES	168,901	170,500	170,975	167,601	(2,899)
Excess (deficiency)	(168,998)	(170,400)	(170,875)	(167,501)	2,899
Capital Outlay	0	0	0	0	0
EXCESS (DEFICIENCY)	(168,998)	(170,400)	(170,875)	(167,501)	2,899
<u>Transfers In/(Out):</u>					
TRANSFER FROM WATER O&M	168,599	170,500	168,600	170,219	(281)
Excess/(Deficiency)	(399)	100	(2,275)	2,718	2,618
BEGINNING FUND BALANCE	13,707	(14,227)	13,308	11,033	
ENDING FUND BALANCE	13,308	(14,127)	11,033	13,751	

**VILLAGE OF HINSDALE
CY 2023 BUDGET
WATER AND SEWER SERVICES FUND 4600**

Account Number	Account Description	2021 Actuals	2022 Budget	2022 Estimated	2023 Budget	Change From 2022 Budget	% Change from 2022 Budget
7000 - Employee Salaries							
7001	FULL-TIME SALARIES	644,629	667,500	652,589	673,071	5,571	0.8%
7005	LONGEVITY PAY	4,000	4,000	4,000	3,600	(400)	-10.0%
7009	VEHICLE ALLOWANCE	0	0	2,800	4,200	4,200	0.0%
7011	OVERTIME	76,985	80,000	82,165	80,000	0	0.0%
7023	WATER FUND COST ALLOCATION	1,231,199	1,262,080	1,261,980	1,296,686	34,606	2.7%
	TOTAL	1,956,813	2,013,580	2,003,534	2,057,557	43,977	2.2%
7100 - Benefits & Employment Costs							
7101	SOCIAL SECURITY	43,840	46,593	44,865	41,730	(4,863)	-10.4%
7103	MEDICARE	10,253	10,897	10,493	9,760	(1,137)	-10.4%
7105	IMRF	(178,439)	66,132	79,238	33,519	(32,613)	-49.3%
7111	HEALTH INSURANCE	77,931	79,487	79,487	109,739	30,252	38.1%
7113	DENTAL INSURANCE	2,966	3,025	3,154	3,617	592	100.0%
7115	LIFE INSURANCE	1,420	1,448	1,420	1,530	82	100.0%
7117	IPBC SURPLUS	(5,668)	0	7,338	0	0	0.0%
7141	STAFF DEVELOPMENT & TRAINING	199	1,000	350	840	(160)	-16.0%
7143	MEMBERSHIP DUES/SUBSCRIPTIONS	14,080	8,320	7,260	7,420	(900)	-10.8%
7145	UNIFORMS	3,818	3,700	3,000	3,700	0	0.0%
7147	OVERTIME MEALS	183	350	550	400	50	14.3%
	TOTAL	(29,417)	220,952	237,155	212,255	(8,697)	-3.9%
7200 - Contractual Services							
7201	LEGAL EXPENSES	0	0	0	0	0	0.0%
7203	ENGINEERING AND ARCHITECTS	4,278	6,300	4,700	6,300	0	0.0%
7223	DATA PROCESSING SERVICES	11,418	12,600	11,771	13,500	900	7.1%
7231	TELECOMMUNICATIONS	16,542	21,000	17,850	20,000	(1,000)	-4.8%
7233	CABLE/INTERNET	1,780	1,800	2,006	2,100	300	100.0%
7235	ELECTRIC	49,701	53,000	53,000	52,000	(1,000)	-1.9%
7237	NATURAL GAS	9,756	10,250	10,000	10,000	(250)	100.0%
7239	FLAGG CREEK SEWER CHARGE	6,590	5,600	6,700	7,000	1,400	25.0%
7241	CUSTODIAL SERVICES	8,450	7,800	8,075	10,560	2,760	35.4%
7245	DUMPING	19,739	15,800	15,755	16,650	850	5.4%
7271	EQUIPMENT RENTAL	962	0	33,173	0	0	0.0%
7299	OTHER SERVICES	2,938	6,280	6,280	6,689	409	6.5%
	TOTAL	132,154	140,430	169,310	144,799	4,369	3.1%
7300 - Materials & Supplies							
7301	POSTAGE	14,637	15,000	15,460	16,080	1,080	7.2%
7303	OFFICE SUPPLIES	228	400	638	400	0	0.0%
7305	BREAKROOM SUPPLIES	662	400	397	400	0	0.0%
7307	PRINTING AND PUBLICATIONS	3,181	2,625	2,669	2,900	275	10.5%
7311	GASOLINE & OIL	12,001	10,000	16,377	14,200	4,200	42.0%
7321	DWC COSTS	4,616,976	4,710,000	4,510,000	4,610,000	(100,000)	-2.1%
7323	CHEMICALS	705	3,000	2,933	3,000	0	0.0%
7325	LABORATORY SUPPLIES	563	350	346	350	0	0.0%
7327	BUILDING & MAINTENANCE SUPPLIES	680	750	713	750	0	0.0%

**VILLAGE OF HINSDALE
CY 2023 BUDGET
WATER AND SEWER SERVICES FUND 4600**

Account Number	Account Description	2021 Actuals	2022 Budget	2022 Estimated	2023 Budget	Change From 2022 Budget	% Change from 2022 Budget
7300 - Materials & Supplies (continued)							
7329	TOOLS & HARDWARE	2,620	3,270	3,261	9,470	6,200	189.6%
7353	MEDICAL/SAFETY SUPPLIES	1,094	750	599	710	(40)	-5.3%
7391	COMPUTER HRDWRE, SOFTWARE, SUPPLIES	0	100	0	24,850	24,750	24750.0%
7399	NON-CAPITALIZED EQUIPMENT	25,170	25,000	0	0	(25,000)	-100.0%
	TOTAL	4,678,517	4,771,645	4,553,393	4,683,110	(88,535)	-1.9%
7400 - Repairs & Maintenance							
7401	BUILDING MAINTENANCE	18,783	14,816	20,200	17,488	2,672	18.0%
7403	GENERAL EQUIPMENT MAINTENANCE	3,574	4,325	4,185	3,550	(775)	-17.9%
7405	COMP./OFF. EQUIP. MAINT.	299	350	300	350	0	0.0%
7407	MOTOR VEHICLE MAINTENANCE	7,610	5,082	4,945	5,100	18	0.4%
7409	RADIO MAINTENANCE	0	0	0	0	0	0.0%
7423	WATER SYSTEM MAINTENANCE	148,542	133,130	132,422	169,471	36,341	27.3%
7425	SEWER SYSTEM MAINTENANCE	65,414	74,291	76,031	83,380	9,089	12.2%
	TOTAL	244,222	231,994	238,083	279,339	47,345	20.4%
7500 - Other Expenses							
7511	UTILITY TAX	0	414,750	0	0	(414,750)	-100.0%
7523	IRMA PREMIUMS	4,954	79,633	44,318	220,318	140,685	176.7%
7525	SELF-INSURED DEDUCTIBLE	0	2,500	0	2,500	0	0.0%
7599	MISCELLANEOUS EXPENSES	0	750	365	750	0	0.0%
	TOTAL	4,954	497,633	44,683	223,568	(274,065)	-55.1%
7600 - DEBT SERVICE							
7603	LOAN PRINCIPAL EXPENSE	189,105	191,478	191,478	193,878	2,400	1.3%
7605	INTEREST EXPENSE	29,496	27,123	27,123	24,723	(2,400)	-8.8%
	TOTAL	218,601	218,601	218,601	218,601	0	0.0%
	TOTAL OPERATING EXPENSES	7,205,844	8,094,835	7,464,759	7,819,229	(275,606)	-3.4%
7900 - CAPITAL OUTLAY							
7901	GENERAL EQUIPMENT	3,451	255,500	226,234	215,000	(40,500)	-15.9%
7907	MOTOR VEHICLES	0	46,000	0	55,000	9,000	100.0%
7909	BUILDINGS	0	0	0	0	0	0.0%
	TOTAL	3,451	301,500	226,234	270,000	(31,500)	-10.4%
	TOTAL EXPENSES	7,209,295	8,396,335	7,690,993	8,089,229	(307,106)	-3.7%

**VILLAGE OF HINSDALE
CY 2023 BUDGET
POLICE PENSION FUND**

Account Description	2021 Actuals	2022 Budget	2022 Estimated	2023 Budget	Change From 2022 Budget
<u>Revenues</u>					
EMPLOYEE CONTRIBUTIONS	245,762	216,368	244,058	253,820	37,452
EMPLOYER CONTRIBUTIONS	637,337	646,624	640,691	729,396	82,772
INVESTMENT EARNINGS	3,006,286	3,442,788	(5,450,000)	1,886,773	(1,556,015)
TOTAL REVENUES	3,889,385	4,305,780	(4,565,251)	2,869,989	(1,435,791)
<u>Expenses:</u>					
PENSION PAYMENTS	2,215,331	2,040,467	2,333,822	2,478,837	438,370
DISABILITY PAYMENTS	123,229	112,822	127,594	131,422	18,600
PENSION REFUNDS	13,487	0	21,027	0	0
LEGAL EXPENSES	5,942	10,000	5,000	10,000	0
MISC. PROFESSIONAL SERVICES	100,375	152,585	94,537	40,984	(111,601)
DUES & SUBSCRIPTIONS	795	795	795	795	0
EDUCATIONAL TRAINING	1,670	3,500	1,500	3,500	0
BANK AND BOND FEES	465	1,000	500	1,000	0
MISCELLANEOUS EXPENSES	6,871	6,500	7,000	7,500	1,000
TOTAL EXPENSES	2,468,165	2,327,669	2,591,775	2,674,037	346,368
Excess (Deficiency)	1,421,220	1,978,111	(7,157,026)	195,952	(1,782,159)
 BEGINNING FUND BALANCE	 32,689,704	 34,635,594	 34,110,924	 26,953,898	
 ENDING FUND BALANCE	 34,110,924	 36,613,705	 26,953,898	 27,149,850	

**VILLAGE OF HINSDALE
CY 2023 BUDGET
FIRE PENSION FUND**

Account Description	2021 Actuals	2022 Budget	2022 Estimated	2023 Budget	Change From 2022 Budget
Revenues					
EMPLOYEE CONTRIBUTIONS	220,346	228,368	219,043	237,503	9,135
EMPLOYER CONTRIBUTIONS	1,165,175	1,084,541	1,131,547	1,146,821	62,280
INVESTMENT EARNINGS	3,055,753	1,751,430	(3,775,000)	1,544,606	(206,824)
TOTAL REVENUES	4,441,274	3,064,339	(2,424,410)	2,928,930	(135,409)
Expenses					
PENSION PAYMENTS	1,572,800	1,621,133	1,600,789	1,648,813	27,679
DISABILITY PAYMENTS	289,023	297,695	316,637	326,136	28,441
PENSION REFUNDS		0	0	0	0
LEGAL EXPENSES	7,981	8,240	9,886	10,183	1,943
MISC. PROFESSIONAL SERVICES	80,324	74,944	38,912	40,598	(34,345)
DUES & SUBSCRIPTIONS	795	795	795	795	0
EDUCATIONAL TRAINING	1,225	2,500	1,000	1,500	(1,000)
BANK AND BOND FEES		1,000	800	1,000	0
TOTAL EXPENSES	1,952,148	2,006,307	1,968,819	2,029,025	22,718
Excess (Deficiency)	2,489,126	1,058,032	(4,393,229)	899,905	(158,127)
BEGINNING FUND BALANCE	23,582,778	25,020,433	26,071,904	21,678,675	
ENDING FUND BALANCE	26,071,904	26,078,465	21,678,675	22,578,580	

**VILLAGE OF HINSDALE
CY 2023 BUDGET
MIP INFRASTRUCTURE PROJECTS FUND**

Account Description	2021 Actuals	2022 Budget	2022 Estimated	2023 Budget	Change From 2022 Budget
Revenues					
UTILITY TAXES	536,124	520,000	561,003	515,500	(4,500)
NON-HOME RULE SALES TAX	2,173,117	1,735,000	2,327,966	2,100,000	365,000
SIDEWALK CONTRIBUTIONS	111,960	105,000	80,000	105,000	0
GRANTS/REIMBURSEMENTS	400,000	906,000	906,820	1,490,000	584,000
DOWNTOWN SSA #14 PROPERTY TAX	70,860	70,000	70,000	70,000	0
TOLLWAY CONTRIBUTION	0	0	0	500,000	500,000
INTEREST ON INVESTMENTS	(1,184)	5,000	0	2,500	(2,500)
TOTAL REVENUES	3,290,877	3,341,000	3,945,789	4,783,000	1,442,000
Expenses					
ENGINEERING	494,429	388,000	412,000	800,000	412,000
GENERAL EQUIPMENT	1,636	0	0	0	0
PARKING LOTS	0	0	0	380,000	380,000
STREET IMPROVEMENTS	1,943,593	3,343,400	2,800,000	755,000	(2,588,400)
SIDEWALKS	111,960	120,000	148,000	250,000	130,000
PARKING DECK	18,127	0	0	0	0
TOTAL EXPENSES	2,569,745	3,851,400	3,360,000	2,185,000	(1,666,400)
Excess of Revenues over Expenses	721,132	(510,400)	585,789	2,598,000	3,108,400
Other Finance Sources (Uses)	-				
TRANSFER FROM GENERAL FUND	1,920,000	3,520,000	1,720,000	1,720,000	(1,800,000)
TRANSFER FROM MFT FUND	1,793,000	1,250,000	1,192,980	0	(1,250,000)
TRANSFER TO WATER FUND	(1,650,000)	(500,000)	0	(1,735,000)	(1,235,000)
TRANSFER TO DEBT SERVICE	(2,751,336)	(2,747,534)	(2,746,342)	(2,744,755)	2,779
Excess of Revenues over Expenses	32,796	1,012,066	752,427	(161,755)	(1,173,821)
Beginning Fund Balance	2,240,394	1,689,651	2,273,190	3,025,617	
ENDING FUND BALANCE	2,273,190	2,701,717	3,025,617	2,863,862	

MIP INFRASTRUCTURE PROJECTS FUND SUMMARY

FUND: MIP INTRASTRUCTURE PROJECTS FUND SUMMARY - 400

<u>2023 PROJECTS</u>	<u>AMOUNT</u>
Engineering	
6th Street Improvements Design Engineering	\$ 450,000
Downtown Outdoor Dining Concept Plan	100,000
2023 Asphalt Resurfacing Construction Observation	90,000
2024 Asphalt Resurfacing Design Engineering	70,000
MIP Planning	50,000
Drainage Studies	40,000
	<u>\$ 800,000</u>
Construction	
2023 Asphalt Resurfacing Program	500,000
Veeck Park Parking Lot Resurfacing	220,000
Pavement Preservation Pilot Program	200,000
Police & Fire Parking Lot North and West Resurfacing	160,000
Upgrade Tollway Pedestrian Bridge	40,000
Pavement Marking Program	15,000
	<u>\$ 1,135,000</u>
Sidewalks	
50/50 Sidewalk	\$ 105,000
Elm Street Sidewalk Installation	50,000
Sidewalk ADA Plan	80,000
Sidewalk Saw Cutting	15,000
	<u>\$ 250,000</u>
Total	<u>\$ 2,185,000</u>