

## Section 16

# Risk Management (RM)

The measures for this service area have been designed to capture key metrics that can be compared among cities and counties of varying size and different resources. The measures account for raw data that contribute to calculated results and facilitate comparability among jurisdictions.

The Risk Management service area now includes three years of data. The current year shows increased participation overall, but all entities are not reporting data for each performance indicator. This is indicative of the diversity among agency risk management programs and how they insure or self-insure. The performance indicators remain unchanged this year.

Workers' comp pricing has increased for two consecutive years with little sign that pricing trends will reverse in the near term. National disasters have impacted the property market also resulting in premium increases and decreases in capacity of coverage available.

Sovereign immunity cap increases were expected to result in additional claims for public entities. The increases currently provide limits of \$200,000/\$300,000. The FY11/12 Risk Management data does not reflect increases in claims. Future data may reflect the impact of this change in legislation. Risk Management budgets are showing minor increases while dedicated staffing numbers are unchanged. The mild increases are likely due to premium increases for the reasons described above in paragraphs above.

**PI Group** RM001 - City**Short Name** Total annual operating expenses for the public entity**Description** Total annual (Fiscal Year 10/1-9/30) operating expenses for the public entity from Consolidated Annual Financial Report in the fiscal year ending 9/30 of the current data collection cycle

Jurisdiction	2009/10	2010/11	2011/12	Current Collection Cycle Notes
	Value	Value	Value	
City of Cape Coral	N/A	\$286,347,819.00	\$296,293,636.00	
City of Dunedin	N/A	\$42,663,964.00	N/A	
City of Fort Lauderdale	\$431,814,267.00	\$438,886,577.00	\$471,467,011.00	
City of Gainesville	N/A	\$449,147,877.00	N/A	
City of Lakeland	\$550,501,202.00	\$489,219,130.00	\$514,620,278.00	
City of Miramar	N/A	N/A	N/A	
City of Naples	N/A	N/A	\$69,765,614.00	
City of Oakland Park	N/A	N/A	\$55,038,851.00	
City of Ocala	\$393,028,856.00	\$351,922,745.00	\$302,589,564.00	
City of Oviedo	N/A	\$52,398,516.00	\$64,217,248.00	
City of Plant City	\$50,495,895.00	\$59,482,257.00	\$53,919,699.00	
City of Pompano Beach	N/A	\$197,867,193.00	\$163,844,131.00	
City of Port Orange	\$69,865,510.00	N/A	N/A	
City of Port St. Lucie	N/A	N/A	\$241,890,252.00	
City of Tamarac	\$77,060,334.00	\$74,462,647.00	\$73,165,482.00	
City of Winter Park	\$106,221,320.00	\$98,999,364.00	\$94,182,743.00	Does not include Capital, Debt Service, Depreciation, or Transfers.
City of West Palm Beach	N/A	\$223,167,821.00	\$237,684,598.00	

**PI Group** RM001 - County**Short Name** Total annual operating expenses for the public entity**Description** Total annual (Fiscal Year 10/1-9/30) operating expenses for the public entity from Consolidated Annual Financial Report in the fiscal year ending 9/30 of the current data collection cycle

Jurisdiction	2009/10	2010/11	2011/12	Current Collection Cycle Notes
	Value	Value	Value	
Brevard County	\$684,254,683.00	N/A	N/A	

Jurisdiction	2009/10	2010/11	2011/12	Current Collection Cycle Notes
	Value	Value	Value	
Broward County	N/A	\$1,717,718,000.00	\$2,098,642,000.00	
Collier County	\$375,270,803.00	\$438,300,000.00	\$423,061,300.00	
Hillsborough County	\$1,561,900,000.00	\$1,561,900,000.00	N/A	
Leon County	\$162,984,982.00	\$227,518,193.00	\$200,049,505.00	
Marion County	\$268,975,340.00	\$258,962,095.00	\$161,448,413.00	Changed by John Schaefer, is actual salaries and operating expenses for BCC for 2012 from Finance Plus
Martin County	\$329,330,861.00	\$329,330,861.00	\$333,860,342.00	
Miami-Dade County	\$4,725,878,000.00	\$3,725,087,000.00	N/A	CAFR not yet available.
Okaloosa County	\$137,643,848.00	\$182,261,182.00	\$201,722,182.00	
Orange County	\$943,279,261.93	\$932,161,376.03	\$1,325,502,990.00	
Pinellas County	\$1,377,593,170.00	\$1,232,107,100.00	\$1,276,961,610.00	
Polk County	\$628,477,589.00	N/A	N/A	
Seminole County	N/A	\$195,011,738.00	\$129,288,219.00	
TOHO Water Authority	N/A	\$66,702,000.00	\$70,600,000.00	

**PI Group** RM002 - City**Short Name** Total number of FTEs for the public entity overall**Description** HR001; Hours paid to all employees regardless of funding source divided by 2080. Includes management, supervisory, non-supervisory, full-time and part-time; {not contracted employees}. (Do NOT compute hours by multiplying budgeted FTE's by 2080 hours, use only actual payroll hours) in the fiscal year ending 9/30 of the current data collection cycle

Jurisdiction	2009/10	2010/11	2011/12	Current Collection Cycle Notes
	Value	Value	Value	
City of Cape Coral	N/A	1,565.61	1,486	
City of Dunedin	N/A	334.71	N/A	
City of Fort Lauderdale	2,594.8	2,509.3	2,485.2	
City of Gainesville	N/A	2,201.7	N/A	
City of Lakeland	2,038	2,373.5	2,349	
City of Miramar	N/A	N/A	N/A	
City of Naples	N/A	N/A	445	
City of Oakland Park	N/A	N/A	238.5	

Jurisdiction	2009/10	2010/11	2011/12	Current Collection Cycle Notes
	Value	Value	Value	
City of Ocala	962	945	1,011	
City of Oviedo	N/A	267	279.84	
City of Plant City	464.66	414.5	409.5	
City of Pompano Beach	N/A	822.42	818.11	
City of Port Orange	392.9	N/A	N/A	
City of Port St. Lucie	N/A	N/A	943.43	
City of Tamarac	417	383	392	
City of Winter Park	N/A	N/A	570	
City of West Palm Beach	N/A	1,489.3	1,352	

**PI Group** RM002 - County**Short Name** Total number of FTEs for the public entity overall**Description** HR001; Hours paid to all employees regardless of funding source divided by 2080. Includes management, supervisory, non-supervisory, full-time and part-time; {not contracted employees}. (Do NOT compute hours by multiplying budgeted FTE's by 2080 hours, use only actual payroll hours) in the fiscal year ending 9/30 of the current data collection cycle

Jurisdiction	2009/10	2010/11	2011/12	Current Collection Cycle Notes
	Value	Value	Value	
Brevard County	4,545	N/A	N/A	
Broward County	N/A	6,602	6,521	
Collier County	2,010	1,988	1,878	
Hillsborough County	5,002	4,955	N/A	
Leon County	1,748.23	1,771.23	1,766.83	
Marion County	2,652	2,904	2,841	
Martin County	850.5	827	1,058	
Miami-Dade County	28,581	N/A	N/A	
Okaloosa County	920	895	884	
Orange County	7,182.2	7,094.76	9,869	Prior year data was calculated based on FTEs, the FY10 and FY11 data have been corrected this year. Current year number is authorized positions.
Pinellas County	2,646.86	4,922	4,842	
Polk County	2,123	1,981	N/A	

Jurisdiction	2009/10	2010/11	2011/12	Current Collection Cycle Notes
	Value	Value	Value	
Seminole County	N/A	1,652	1,694	
TOHO Water Authority	N/A	220	248	

**PI Group RM003 - City****Short Name** Total number of volunteer FTEs for the public entity overall**Description** Volunteer FTEs are to be calculated as the documented hours worked by all volunteers regardless of department or type of volunteering being done divided by 2080. (Do NOT compute volunteer hours by multiplying the scheduled or expected number of volunteers by 2,080 or some other derived # of hours, use only actual worked volunteer hours.) in the fiscal year ending 9/30 of the current data collection cycle

Jurisdiction	2009/10	2010/11	2011/12	Current Collection Cycle Notes
	Value	Value	Value	
City of Cape Coral	N/A	610	616	
City of Dunedin	N/A	N/A	N/A	
City of Fort Lauderdale	0	0	0	
City of Gainesville	N/A	0	N/A	
City of Lakeland	13.71	19.51	12.33	
City of Miramar	N/A	N/A	N/A	
City of Naples	N/A	N/A	0	
City of Oakland Park	N/A	N/A	8,839	
City of Ocala	120	N/A	N/A	
City of Oviedo	N/A	0	0	Not Tracked
City of Plant City	0	0	0	
City of Pompano Beach	N/A	2,778.75	3,715.73	
City of Port Orange	9.77	N/A	N/A	
City of Port St. Lucie	N/A	N/A	25.54	
City of Tamarac	0	7	0	
City of Winter Park	N/A	N/A	N/A	
City of West Palm Beach	N/A	N/A	854	

**PI Group** RM003 - County**Short Name** Total number of volunteer FTEs for the public entity overall**Description** Volunteer FTEs are to be calculated as the documented hours worked by all volunteers regardless of department or type of volunteering being done divided by 2080. (Do NOT compute volunteer hours by multiplying the scheduled or expected number of volunteers by 2,080 or some other derived # of hours, use only actual worked volunteer hours.) in the fiscal year ending 9/30 of the current data collection cycle

Jurisdiction	2009/10	2010/11	2011/12	Current Collection Cycle Notes
	Value	Value	Value	
Brevard County	484.96	N/A	N/A	
Broward County	N/A	N/A	N/A	
Collier County	86	62	72	
Hillsborough County	N/A	N/A	N/A	
Leon County	N/A	N/A	N/A	
Marion County	226	70	94	
Martin County	N/A	N/A	1,563	
Miami-Dade County	N/A	N/A	0	
Okaloosa County	N/A	N/A	0	
Orange County	N/A	N/A	N/A	
Pinellas County	3,000	78	100.87	209,806 hours
Polk County	N/A	N/A	N/A	
Seminole County	N/A	43	41	
TOHO Water Authority	N/A	0	0	

**PI Group** RM004 - City**Short Name** Total annual operating expenses for Risk Management**Description** Risk Management total annual operating expenses in the fiscal year ending 9/30 of the current data collection cycle that include the public entity's Risk Management administrative costs, as follows: Annual premium cost; All costs for RM staff (including salary and benefits) and related expenses associated with the management of Workers Compensation, Property and Casualty insurance programs; Cost of safety and loss control programs (both in-house and out-sourced programs)

Jurisdiction	2009/10	2010/11	2011/12	Current Collection Cycle Notes
	Value	Value	Value	
City of Cape Coral	N/A	\$7,243,776.00	\$6,452,048.00	
City of Dunedin	N/A	\$4,695,606.67	N/A	

Jurisdiction	2009/10	2010/11	2011/12	Current Collection Cycle Notes
	Value	Value	Value	
City of Fort Lauderdale	\$4,776,570.00	\$4,472,931.00	\$4,530,291.00	
City of Gainesville	N/A	N/A	N/A	
City of Lakeland	\$41,108.00	\$1,078,657.00	\$1,410,739.43	
City of Miramar	N/A	N/A	N/A	
City of Naples	N/A	N/A	\$3,149,543.00	
City of Oakland Park	N/A	N/A	\$488,556.00	Premiums only
City of Ocala	\$1,118,636.00	\$1,705,271.00	\$1,001,952.00	
City of Oviedo	N/A	\$866,483.00	\$1,055,776.00	
City of Plant City	\$111,542.00	\$796,258.00	\$807,042.00	
City of Pompano Beach	N/A	\$6,215,255.00	\$2,711,749.00	A negative claims adjustment, resulting in a reduction in annual operating expenses, based on the City's annual actuarial reporting, provided the noted positive outcome.
City of Port Orange	\$1,615,053.00	N/A	\$0.00	
City of Port St. Lucie	N/A	N/A	N/A	
City of Tamarac	\$2,278,525.00	\$2,219,012.00	\$2,612,691.00	
City of Winter Park	N/A	N/A	\$1,696,959.00	
City of West Palm Beach	N/A	\$6,898,255.00	\$7,097,247.00	

**PI Group** RM004 - County**Short Name** Total annual operating expenses for Risk Management

**Description** Risk Management total annual operating expenses in the fiscal year ending 9/30 of the current data collection cycle that include the public entity's Risk Management administrative costs, as follows: Annual premium cost; All costs for RM staff (including salary and benefits) and related expenses associated with the management of Workers Compensation, Property and Casualty insurance programs; Cost of safety and loss control programs (both in-house and out-sourced programs)

Jurisdiction	2009/10	2010/11	2011/12	Current Collection Cycle Notes
	Value	Value	Value	
Brevard County	\$3,819,213.00	N/A	N/A	
Broward County	N/A	\$44,614,512.00	\$48,043,426.00	
Collier County	\$10,501,116.00	\$9,566,100.00	\$9,190,100.00	
Hillsborough County	\$808,140.00	\$744,387.00	\$633,942.00	
Leon County	\$3,742,898.00	\$1,775,893.25	\$2,231,215.00	
Marion County	\$26,903,110.00	\$339,626.00	\$6,713,325.00	2011 data did not include premiums.

Jurisdiction	2009/10	2010/11	2011/12	Current Collection Cycle Notes
	Value	Value	Value	
Martin County	N/A	N/A	N/A	
Miami-Dade County	\$16,313,428.00	N/A	N/A	
Okaloosa County	\$219,733.00	\$213,391.00	\$220,668.00	
Orange County	\$9,875,100.00	\$10,015,033.00	\$10,897,684.19	
Pinellas County	\$12,466,303.00	\$13,529,145.00	\$13,255,649.45	
Polk County	\$9,195,874.00	\$9,337,761.00	N/A	
Seminole County	N/A	\$5,741,528.00	\$2,433,375.00	Previous estimates were inaccurate.
TOHO Water Authority	N/A	\$579,568.20	\$632,292.00	

**PI Group** RM005 - City**Short Name** Total number of Risk Management FTEs

**Description** Risk Management total FTEs include the public entity's FTEs, as follows: those staff hours associated with Workers Compensation; Safety and Loss Control; Property; Casualty; DO NOT include any Risk Management volunteer FTEs in this calculation. FTEs are to be calculated as the hours paid to all such Risk Management employees regardless of funding source divided by 2080. Includes management, supervisory, non-supervisory, full-time and part-time; {Not contracted employees, nor volunteers}. (Do NOT compute hours by multiplying budgeted FTEs by 2,080 hours, use only actual payroll hours.) This is as relates to Risk Management staff hours for staff who work the majority of their time in Risk Management or other departments in the fiscal year ending 9/30 of the current data collection cycle.

Jurisdiction	2009/10	2010/11	2011/12	Current Collection Cycle Notes
	Value	Value	Value	
City of Cape Coral	N/A	3	3	
City of Dunedin	N/A	1.5	N/A	
City of Fort Lauderdale	10	10	10	
City of Gainesville	N/A	N/A	N/A	
City of Lakeland	14.77	14	15	
City of Miramar	N/A	N/A	N/A	
City of Naples	N/A	N/A	1	
City of Oakland Park	N/A	N/A	1	
City of Ocala	4.5	6	4.5	
City of Oviedo	N/A	0.75	0.75	
City of Plant City	1.58	0.36	0.78	
City of Pompano Beach	N/A	4.5	4.5	

Jurisdiction	2009/10	2010/11	2011/12	Current Collection Cycle Notes
	Value	Value	Value	
City of Port Orange	1	N/A	1	
City of Port St. Lucie	N/A	N/A	3	
City of Tamarac	2.75	2.73	2.75	
City of Winter Park	N/A	N/A	1	
City of West Palm Beach	N/A	4	4	

**PI Group** RM005 - County**Short Name** Total number of Risk Management FTEs

**Description** Risk Management total FTEs include the public entity's FTEs, as follows: those staff hours associated with Workers Compensation; Safety and Loss Control; Property; Casualty; DO NOT include any Risk Management volunteer FTEs in this calculation. FTEs are to be calculated as the hours paid to all such Risk Management employees regardless of funding source divided by 2080. Includes management, supervisory, non-supervisory, full-time and part-time; {Not contracted employees, nor volunteers}. (Do NOT compute hours by multiplying budgeted FTEs by 2,080 hours, use only actual payroll hours.) This is as relates to Risk Management staff hours for staff who work the majority of their time in Risk Management or other departments in the fiscal year ending 9/30 of the current data collection cycle.

Jurisdiction	2009/10	2010/11	2011/12	Current Collection Cycle Notes
	Value	Value	Value	
Brevard County	9.86	N/A	N/A	
Broward County	N/A	44	44	
Collier County	7	7	7	
Hillsborough County	11	10	10	
Leon County	1	1	1	
Marion County	5.5	5.5	5.5	
Martin County	1	1	N/A	
Miami-Dade County	N/A	N/A	N/A	
Okaloosa County	3	3	3	
Orange County	15	17	18	
Pinellas County	12	12.51	11.98	
Polk County	116	N/A	N/A	
Seminole County	N/A	4	4	
TOHO Water Authority	N/A	1	1	

**PI Group** RM006 - City**Short Name** Total payroll dollars for the public entity overall**Description** Total payroll dollars for the public entity overall as reported on the most recent State Workers Compensation Payroll report

Jurisdiction	2009/10	2010/11	2011/12	Current Collection Cycle Notes
	Value	Value	Value	
City of Cape Coral	N/A	\$67,166,688.43	\$65,767,558.43	
City of Dunedin	N/A	\$15,883,318.77	N/A	
City of Fort Lauderdale	\$163,647,432.01	\$164,509,053.88	\$164,993,973.83	
City of Gainesville	N/A	\$113,718,017.00	N/A	
City of Lakeland	\$118,517,888.57	\$119,104,054.00	\$118,668,902.00	
City of Miramar	N/A	N/A	N/A	
City of Naples	N/A	N/A	\$24,564,074.00	
City of Oakland Park	N/A	N/A	\$14,396,960.00	
City of Ocala	\$48,427,522.00	N/A	\$48,184,564.80	
City of Oviedo	N/A	\$12,895,338.00	\$13,245,348.00	
City of Plant City	\$19,174,035.00	\$16,953,404.00	\$17,097,595.00	
City of Pompano Beach	N/A	\$40,555,104.00	\$41,096,737.00	
City of Port Orange	\$19,853,530.00	\$18,482,389.00	\$18,358,595.00	
City of Port St. Lucie	N/A	N/A	\$53,161,280.00	
City of Tamarac	\$24,174,507.00	\$22,706,088.00	\$22,895,355.00	
City of Winter Park	N/A	N/A	\$27,591,315.00	
City of West Palm Beach	N/A	\$91,351,445.00	\$88,177,217.00	

**PI Group** RM006 - County**Short Name** Total payroll dollars for the public entity overall**Description** Total payroll dollars for the public entity overall as reported on the most recent State Workers Compensation Payroll report

Jurisdiction	2009/10	2010/11	2011/12	Current Collection Cycle Notes
	Value	Value	Value	
Brevard County	\$177,286,998.00	N/A	N/A	
Broward County	N/A	\$291,499,359.00	\$291,678,483.00	
Collier County	\$100,178,107.00	\$100,407,021.00	\$104,659,009.00	

Jurisdiction	2009/10	2010/11	2011/12	Current Collection Cycle Notes
	Value	Value	Value	
Hillsborough County	\$317,101,630.00	\$302,812,928.00	\$285,988.95	
Leon County	\$73,184,195.00	\$68,277,487.00	\$79,682,221.00	
Marion County	\$72,407,561.00	\$73,926,071.00	\$70,974,217.00	
Martin County	\$62,855,843.00	\$64,089,886.00	\$59,912,352.00	
Miami-Dade County	N/A	N/A	N/A	
Okaloosa County	N/A	\$41,548,702.00	\$40,693,329.66	
Orange County	\$378,442,272.00	\$361,706,114.00	\$364,750,814.25	
Pinellas County	\$313,286,171.00	\$283,491,048.00	\$277,410,689.00	
Polk County	N/A	N/A	N/A	
Seminole County	N/A	\$82,477,140.00	\$89,001,893.00	Does not include Sheriff Dept
TOHO Water Authority	N/A	\$11,435,447.92	\$11,687,033.12	

**PI Group** RM007 - City**Short Name** Total payroll dollars for the 7704 - Firefighters & Drivers class code**Description** Payroll by class code as reported on the most recent State Workers Compensation Payroll report

Jurisdiction	2009/10	2010/11	2011/12	Current Collection Cycle Notes
	Value	Value	Value	
City of Cape Coral	N/A	\$12,766,043.00	\$13,749,968.00	
City of Dunedin	N/A	\$3,470,059.00	N/A	
City of Fort Lauderdale	\$34,524,466.90	\$35,401,826.69	\$36,662,468.24	
City of Gainesville	N/A	N/A	N/A	
City of Lakeland	\$8,460,939.14	\$8,736,824.00	\$8,812,112.00	
City of Miramar	N/A	N/A	N/A	
City of Naples	N/A	N/A	\$4,357,314.00	
City of Oakland Park	N/A	N/A	\$4,769,327.00	
City of Ocala	\$8,030,961.00	N/A	\$7,872,916.14	
City of Oviedo	N/A	\$2,713,391.00	\$3,162,434.00	
City of Plant City	\$2,296,304.00	\$2,278,841.00	\$2,334,386.00	
City of Pompano Beach	N/A	\$12,116,607.00	\$12,243,630.00	
City of Port Orange	\$3,770,864.00	\$3,245,153.00	\$3,095,426.00	

Jurisdiction	2009/10	2010/11	2011/12	Current Collection Cycle Notes
	Value	Value	Value	
City of Port St. Lucie	N/A	N/A	N/A	
City of Tamarac	\$8,498,934.00	\$8,362,671.00	\$8,253,858.00	
City of Winter Park	N/A	N/A	\$5,392,365.00	
City of West Palm Beach	N/A	\$16,704,446.00	\$16,006,067.00	

**PI Group** RM007 - County**Short Name** Total payroll dollars for the 7704 - Firefighters & Drivers class code**Description** Payroll by class code as reported on the most recent State Workers Compensation Payroll report

Jurisdiction	2009/10	2010/11	2011/12	Current Collection Cycle Notes
	Value	Value	Value	
Brevard County	\$24,889,498.00	N/A	N/A	
Broward County	N/A	N/A	\$0.00	
Collier County	\$1,350,432.00	\$1,493,021.00	\$1,426,028.00	
Hillsborough County	\$49,852,711.00	\$48,982,942.00	\$46,263,117.00	
Leon County	\$135,000.00	\$135,000.00	\$135,000.00	
Marion County	\$22,651,870.00	\$23,086,454.00	\$21,744,270.00	
Martin County	\$22,875,611.00	\$21,102,420.00	\$22,365,135.00	
Miami-Dade County	N/A	N/A	N/A	
Okaloosa County	N/A	N/A	N/A	Not participating in this area
Orange County	\$63,695,205.00	\$63,636,124.00	\$62,764,822.05	
Pinellas County	\$792,521.00	\$768,842.00	\$737,519.00	
Polk County	N/A	\$15,923,596.00	N/A	
Seminole County	N/A	\$22,899,484.00	\$22,689,168.00	
TOHO Water Authority	N/A	\$0.00	\$0.00	

**PI Group** RM008 - City**Short Name** Total payroll dollars for the 7720- Police Officers & Drivers class code**Description** Payroll by class code as reported on the most recent State Workers Compensation Payroll report

Jurisdiction	2009/10	2010/11	2011/12	Current Collection Cycle Notes
	Value	Value	Value	
City of Cape Coral	N/A	\$16,579,859.00	\$17,967,622.00	
City of Dunedin	N/A	N/A	N/A	
City of Fort Lauderdale	\$45,344,215.38	\$46,330,758.98	\$47,887,025.13	
City of Gainesville	N/A	N/A	N/A	
City of Lakeland	\$15,614,803.40	\$16,014,608.00	\$16,440,646.00	
City of Miramar	N/A	N/A	N/A	
City of Naples	N/A	N/A	\$5,209,764.00	
City of Oakland Park	N/A	N/A	\$0.00	Outsourced
City of Ocala	\$10,151,295.00	N/A	\$10,335,692.97	
City of Oviedo	N/A	\$3,360,303.00	\$3,164,660.00	
City of Plant City	\$4,430,274.00	\$3,931,081.00	\$4,014,121.00	
City of Pompano Beach	N/A	N/A	N/A	
City of Port Orange	\$4,729,217.00	\$4,631,963.00	\$4,588,933.00	
City of Port St. Lucie	N/A	N/A	\$16,883,498.00	
City of Tamarac	\$0.00	\$0.00	N/A	
City of Winter Park	N/A	N/A	\$5,493,775.00	
City of West Palm Beach	N/A	\$24,596,536.00	\$23,943,899.00	

**PI Group** RM008 - County**Short Name** Total payroll dollars for the 7720- Police Officers & Drivers class code**Description** Payroll by class code as reported on the most recent State Workers Compensation Payroll report

Jurisdiction	2009/10	2010/11	2011/12	Current Collection Cycle Notes
	Value	Value	Value	
Brevard County	\$42,458,581.00	N/A	N/A	
Broward County	N/A	N/A	\$0.00	
Collier County	\$109,495.00	\$0.00	\$0.00	

Jurisdiction	2009/10	2010/11	2011/12	Current Collection Cycle Notes
	Value	Value	Value	
Hillsborough County	\$4,310,462.00	\$2,983,863.00	\$2,818,182.00	
Leon County	\$28,294,972.00	\$29,597,284.00	\$29,918,231.00	
Marion County	\$1,100,676.00	\$0.00	\$0.00	
Martin County	\$0.00	N/A	N/A	
Miami-Dade County	N/A	N/A	N/A	
Okaloosa County	\$5,290,432.00	\$5,464,087.00	N/A	Not participating in this area
Orange County	\$59,783,187.00	\$57,765,147.00	\$60,380,095.31	
Pinellas County	\$116,875,427.00	\$111,343,062.00	\$116,638,789.00	
Polk County	N/A	\$58,953,096.00	N/A	
Seminole County	N/A	\$1,286,087.00	\$1,363,345.00	
TOHO Water Authority	N/A	\$0.00	\$0.00	

**PI Group** RM009 - City**Short Name** Total number of licensed vehicles in fleet**Description** Licensed vehicles include all vehicles that are licensed for road use, including trailers licensed for over the road use. Excludes off road equipment.

Jurisdiction	2009/10	2010/11	2011/12	Current Collection Cycle Notes
	Value	Value	Value	
City of Cape Coral	N/A	879	917	
City of Dunedin	N/A	201	N/A	
City of Fort Lauderdale	1,532	1,522	1,504	
City of Gainesville	N/A	1,317	N/A	
City of Lakeland	1,155	1,120	1,221	
City of Miramar	N/A	N/A	N/A	
City of Naples	N/A	N/A	260	
City of Oakland Park	N/A	N/A	188	
City of Ocala	532	562	735	
City of Oviedo	N/A	192	184	
City of Plant City	348	295	353	
City of Pompano Beach	N/A	548	390	

Jurisdiction	2009/10	2010/11	2011/12	Current Collection Cycle Notes
	Value	Value	Value	
City of Port Orange	361	311	325	
City of Port St. Lucie	N/A	N/A	902	
City of Tamarac	247	244	247	
City of Winter Park	N/A	N/A	309	
City of West Palm Beach	N/A	406	691	

**PI Group** RM009 - County**Short Name** Total number of licensed vehicles in fleet**Description** Licensed vehicles include all vehicles that are licensed for road use, including trailers licensed for over the road use. Excludes off road equipment.

Jurisdiction	2009/10	2010/11	2011/12	Current Collection Cycle Notes
	Value	Value	Value	
Brevard County	1,768	N/A	N/A	
Broward County	N/A	N/A	1,464	
Collier County	974	878	924	
Hillsborough County	1,735	1,710	1,676	
Leon County	371	N/A	369	
Marion County	892	892	832	
Martin County	332	348	460	
Miami-Dade County	N/A	N/A	N/A	
Okaloosa County	531	532	589	
Orange County	1,859	2,018	2,124	
Pinellas County	N/A	N/A	N/A	
Polk County	N/A	N/A	N/A	
Seminole County	N/A	699	639	
TOHO Water Authority	N/A	194	256	

**PI Group** RM010 - City**Short Name** Total insured value of licensed vehicles in fleet**Description** Total value of licensed vehicles in fleet includes the total value of licensed vehicles from the public entity's asset list for all vehicles that are licensed for road use, including trailers licensed for over the road use. Excludes off road equipment.

Jurisdiction	2009/10	2010/11	2011/12	Current Collection Cycle Notes
	Value	Value	Value	
City of Cape Coral	N/A	\$16,784,351.00	\$18,038,989.00	
City of Dunedin	N/A	\$11,700,000.00	N/A	
City of Fort Lauderdale	\$69,957,920.00	\$69,118,230.00	\$72,058,682.00	
City of Gainesville	N/A	N/A	N/A	
City of Lakeland	\$35,637,193.06	\$43,022,454.57	\$57,856,525.00	Fleet has purchase some new vehicles.
City of Miramar	N/A	N/A	N/A	
City of Naples	N/A	N/A	\$9,522,069.00	
City of Oakland Park	N/A	N/A	\$9,943,966.00	
City of Ocala	\$6,593,721.00	\$5,232,038.00	\$7,087,431.00	
City of Oviedo	N/A	\$6,825,881.00	\$6,843,987.00	
City of Plant City	\$11,026,563.00	\$10,858,740.00	\$12,312,257.00	
City of Pompano Beach	N/A	\$20,059,861.00	\$20,255,697.72	
City of Port Orange	\$9,681,581.00	\$10,447,003.00	\$11,455,555.00	
City of Port St. Lucie	N/A	N/A	\$4,873,577.00	
City of Tamarac	\$9,680,702.00	\$10,004,696.00	\$10,603,657.00	
City of Winter Park	N/A	N/A	\$11,967,061.00	
City of West Palm Beach	N/A	\$14,269,051.00	\$16,816,391.00	

**PI Group** RM010 - County**Short Name** Total insured value of licensed vehicles in fleet**Description** Total value of licensed vehicles in fleet includes the total value of licensed vehicles from the public entity's asset list for all vehicles that are licensed for road use, including trailers licensed for over the road use. Excludes off road equipment.

Jurisdiction	2009/10	2010/11	2011/12	Current Collection Cycle Notes
	Value	Value	Value	
Brevard County	\$60,213,265.00	N/A	N/A	
Broward County	N/A	N/A	N/A	

Jurisdiction	2009/10	2010/11	2011/12	Current Collection Cycle Notes
	Value	Value	Value	
Collier County	\$42,075,800.00	\$30,640,133.00	\$29,087,703.00	
Hillsborough County	\$56,659,580.00	\$56,659,580.00	\$50,773,070.00	
Leon County	\$2,238,105.00	\$14,663,020.00	\$14,908,956.00	
Marion County	\$7,054,595.00	\$25,595,300.00	\$29,049,286.00	
Martin County	\$8,654,704.00	\$8,825,398.00	\$8,825,398.00	
Miami-Dade County	N/A	N/A	N/A	
Okaloosa County	\$13,494,884.00	\$14,380,075.00	\$12,825,120.00	
Orange County	\$112,426,403.00	\$122,737,189.00	\$127,410,599.64	
Pinellas County	\$0.00	N/A	N/A	
Polk County	N/A	N/A	N/A	
Seminole County	N/A	\$28,989,729.00	\$40,067,021.00	FY2012 value includes heavy equipment.
TOHO Water Authority	N/A	\$5,850,578.00	\$5,899,256.00	

**PI Group RM011 - City****Short Name** Total insured value of buildings/ structures and contents (real and personal property)**Description** Total insured value of buildings/ structures and contents (real and personal property) includes electronic data processing (EDP) property

Jurisdiction	2009/10	2010/11	2011/12	Current Collection Cycle Notes
	Value	Value	Value	
City of Cape Coral	N/A	\$223,929,397.00	\$320,083,002.00	
City of Dunedin	N/A	\$30,000,000.00	N/A	
City of Fort Lauderdale	\$370,000,000.00	\$382,000,000.00	\$517,817,949.00	
City of Gainesville	N/A	N/A	N/A	
City of Lakeland	\$1,944,068,800.00	\$1,914,679,668.00	\$1,899,310,796.08	
City of Miramar	N/A	N/A	N/A	
City of Naples	N/A	N/A	\$100,033,911.00	
City of Oakland Park	N/A	N/A	\$41,094,814.00	
City of Ocala	\$260,195,386.00	\$261,052,226.00	\$247,841,201.00	
City of Oviedo	N/A	\$74,585,331.00	\$75,962,900.00	
City of Plant City	\$54,512,293.00	\$41,637,669.00	\$54,708,293.00	
City of Pompano Beach	N/A	\$147,307,910.00	\$153,227,049.00	

Jurisdiction	2009/10	2010/11	2011/12	Current Collection Cycle Notes
	Value	Value	Value	
City of Port Orange	\$122,707,689.00	\$117,753,468.00	\$117,873,468.00	
City of Port St. Lucie	N/A	N/A	\$277,427,091.00	
City of Tamarac	\$62,090,210.00	\$73,729,514.00	\$70,225,383.00	
City of Winter Park	N/A	N/A	\$159,763,777.00	
City of West Palm Beach	N/A	\$405,623,467.00	\$405,679,006.00	Updated 2010/11 value

**PI Group** RM011 - County**Short Name** Total insured value of buildings/ structures and contents (real and personal property)**Description** Total insured value of buildings/ structures and contents (real and personal property) includes electronic data processing (EDP) property

Jurisdiction	2009/10	2010/11	2011/12	Current Collection Cycle Notes
	Value	Value	Value	
Brevard County	\$537,278,939.00	N/A	N/A	
Broward County	N/A	\$4,369,621,817.00	\$4,513,759,177.00	
Collier County	\$835,139,494.00	\$838,902,610.00	\$845,672,756.53	
Hillsborough County	\$2,261,980,907.00	\$2,269,355,591.00	\$2,268,688,803.00	
Leon County	\$264,458,151.00	\$293,933,739.00	\$317,242,790.00	
Marion County	\$504,622,435.00	\$504,622,435.00	\$484,026,709.00	
Martin County	\$394,882,646.00	\$438,134,463.00	\$415,563,066.00	
Miami-Dade County	\$9,098,269,000.00	\$11,868,798,699.00	N/A	
Okaloosa County	\$124,937,879.00	\$190,988,853.00	\$226,708,080.00	
Orange County	\$3,338,626,820.00	\$3,386,213,000.00	\$3,544,811,456.00	
Pinellas County	\$1,955,877,546.00	\$2,053,602,678.00	\$2,043,505,813.00	
Polk County	\$765,000,000.00	N/A	N/A	
Seminole County	N/A	\$515,974,179.00	\$382,648,475.00	
TOHO Water Authority	N/A	\$111,144,993.00	\$116,075,815.00	

**PI Group** RM012 - City**Short Name** Total insured value of other assets**Description** Total insured value of other assets includes assets such as heavy equipment, watercraft, aircraft, other items covered on inland marine schedule, and any other assets not included in (prior two measures RM 010 & RM 011)

Jurisdiction	2009/10	2010/11	2011/12	Current Collection Cycle Notes
	Value	Value	Value	
City of Cape Coral	N/A	\$0.00	\$21,082,916.00	
City of Dunedin	N/A	\$115,000,000.00	N/A	
City of Fort Lauderdale	\$0.00	\$0.00	\$0.00	
City of Gainesville	N/A	N/A	N/A	
City of Lakeland	N/A	N/A	\$0.00	
City of Miramar	N/A	N/A	N/A	
City of Naples	N/A	N/A	\$5,223,234.00	
City of Oakland Park	N/A	N/A	\$598,676.00	
City of Ocala	\$15,948,920.00	\$8,630,881.00	\$3,376,419.00	
City of Oviedo	N/A	\$3,156,383.00	\$3,070,159.00	
City of Plant City	\$2,899,876.00	\$0.00	\$2,978,949.00	
City of Pompano Beach	N/A	N/A	N/A	
City of Port Orange	\$2,852,866.00	\$2,505,252.00	\$2,611,729.00	
City of Port St. Lucie	N/A	N/A	\$34,944,285.00	
City of Tamarac	\$1,554,750.00	\$2,025,803.00	\$1,122,118.00	
City of Winter Park	N/A	N/A	N/A	
City of West Palm Beach	N/A	\$125,473,400.00	\$126,717,779.00	Updated 2010/11 value

**PI Group** RM012 - County**Short Name** Total insured value of other assets**Description** Total insured value of other assets includes assets such as heavy equipment, watercraft, aircraft, other items covered on inland marine schedule, and any other assets not included in (prior two measures RM 010 & RM 011)

Jurisdiction	2009/10	2010/11	2011/12	Current Collection Cycle Notes
	Value	Value	Value	
Brevard County	\$103,079,797.00	N/A	N/A	
Broward County	N/A	\$400,000.00	\$400,000.00	

Jurisdiction	2009/10	2010/11	2011/12	Current Collection Cycle Notes
	Value	Value	Value	
Collier County	\$14,929,000.00	\$9,500,797.00	\$9,883,024.00	
Hillsborough County	\$19,233,097.00	\$19,733,536.00	N/A	
Leon County	\$41,504,127.00	\$29,213,397.00	\$20,279,226.00	
Marion County	\$9,527,200.00	\$9,527,200.00	\$11,552,030.00	
Martin County	\$105,256,534.00	\$128,083,463.00	\$121,071,553.00	
Miami-Dade County	\$38,574,000.00	\$38,997,484.00	N/A	
Okaloosa County	\$23,178,277.00	\$33,163,280.00	\$10,119,937.00	Data is accurate. Cannot explain variation as another person provided previous data.
Orange County	\$127,820,479.00	\$130,299,811.00	\$166,447,157.36	
Pinellas County	\$0.00	\$5,681,336.00	\$5,681,336.00	
Polk County	N/A	N/A	N/A	
Seminole County	N/A	\$0.00	\$178,793,671.00	
TOHO Water Authority	N/A	N/A	N/A	

**PI Group** RM013 - City**Short Name** The total number of new (arising) medical only claims**Description** The total number of all workers compensation "medical only" claims (claims with less than seven days loss time from work) due to an occurrence in the fiscal year ending 9/30 of the current data collection cycle.

Jurisdiction	2009/10	2010/11	2011/12	Current Collection Cycle Notes
	Value	Value	Value	
City of Cape Coral	N/A	181	173	
City of Dunedin	N/A	5	N/A	
City of Fort Lauderdale	199	186	200	
City of Gainesville	N/A	198	231	
City of Lakeland	154	148	172	
City of Miramar	N/A	N/A	N/A	
City of Naples	N/A	N/A	25	
City of Oakland Park	N/A	N/A	474	
City of Ocala	220	73	73	
City of Oviedo	N/A	6	5	
City of Plant City	42	38	39	

Jurisdiction	2009/10	2010/11	2011/12	Current Collection Cycle Notes
	Value	Value	Value	
City of Pompano Beach	N/A	80	101	
City of Port Orange	25	33	36	
City of Port St. Lucie	N/A	N/A	69	
City of Tamarac	32	32	28	
City of Winter Park	N/A	N/A	24	
City of West Palm Beach	N/A	134	111	

**PI Group RM013 - County****Short Name** The total number of new (arising) medical only claims**Description** The total number of all workers compensation "medical only" claims (claims with less than seven days loss time from work) due to an occurrence in the fiscal year ending 9/30 of the current data collection cycle.

Jurisdiction	2009/10	2010/11	2011/12	Current Collection Cycle Notes
	Value	Value	Value	
Brevard County	328	N/A	N/A	
Broward County	N/A	442	421	
Collier County	141	115	131	
Hillsborough County	432	384	N/A	
Leon County	96	100	119	
Marion County	360	193	403	
Martin County	88	72	53	
Miami-Dade County	1,979	2,038	1,858	
Okaloosa County	29	36	39	
Orange County	790	705	533	The numbers for the past two years have included incident only claims in the total instead of just Medical Only claims.
Pinellas County	406	312	373	
Polk County	345	370	N/A	
Seminole County	N/A	75	79	
TOHO Water Authority	N/A	16	16	

**PI Group** RM014 - City**Short Name** The total number of new (arising) loss time (indemnity) claims**Description** The total number of all workers compensation "lost time" claims (claims with seven days or more loss time from work) due to an occurrence in the fiscal year ending 9/30 of the current data collection cycle.

Jurisdiction	2009/10	2010/11	2011/12	Current Collection Cycle Notes
	Value	Value	Value	
City of Cape Coral	N/A	24	33	
City of Dunedin	N/A	5	N/A	
City of Fort Lauderdale	173	175	127	
City of Gainesville	N/A	41	45	
City of Lakeland	20	26	25	
City of Miramar	N/A	N/A	N/A	
City of Naples	N/A	N/A	19	
City of Oakland Park	N/A	N/A	33	
City of Ocala	8	6	9	
City of Oviedo	N/A	4	9	
City of Plant City	6	0	1	
City of Pompano Beach	N/A	22	20	
City of Port Orange	4	5	4	
City of Port St. Lucie	N/A	N/A	12	
City of Tamarac	2	0	6	
City of Winter Park	N/A	N/A	15	
City of West Palm Beach	N/A	9	46	

**PI Group** RM014 - County**Short Name** The total number of new (arising) loss time (indemnity) claims**Description** The total number of all workers compensation "lost time" claims (claims with seven days or more loss time from work) due to an occurrence in the fiscal year ending 9/30 of the current data collection cycle.

Jurisdiction	2009/10	2010/11	2011/12	Current Collection Cycle Notes
	Value	Value	Value	
Brevard County	146	N/A	N/A	
Broward County	N/A	53	45	

Jurisdiction	2009/10	2010/11	2011/12	Current Collection Cycle Notes
	Value	Value	Value	
Collier County	3	7	5	
Hillsborough County	53	46	N/A	
Leon County	16	28	21	
Marion County	45	28	14	
Martin County	14	14	16	
Miami-Dade County	741	732	749	
Okaloosa County	16	21	19	
Orange County	215	260	280	
Pinellas County	55	48	51	
Polk County	119	93	N/A	
Seminole County	N/A	35	46	
TOHO Water Authority	N/A	0	3	

**PI Group** RM015 - City**Short Name** The total number of presumption claims**Description** The total number of claims under Florida's presumption law as relates to Fire Police and Corrections under State Statute 112.18 (Florida Heart and Lung Bill) from claims due to an occurrence in the fiscal year ending 9/30 of the current data collection cycle.

Jurisdiction	2009/10	2010/11	2011/12	Current Collection Cycle Notes
	Value	Value	Value	
City of Cape Coral	N/A	0	2	
City of Dunedin	N/A	0	N/A	
City of Fort Lauderdale	N/A	N/A	N/A	
City of Gainesville	N/A	15	8	
City of Lakeland	2	2	6	
City of Miramar	N/A	N/A	N/A	
City of Naples	N/A	N/A	3	
City of Oakland Park	N/A	N/A	0	
City of Ocala	117	4	5	
City of Oviedo	N/A	0	0	
City of Plant City	0	1	0	

Jurisdiction	2009/10	2010/11	2011/12	Current Collection Cycle Notes
	Value	Value	Value	
City of Pompano Beach	N/A	6	1	
City of Port Orange	0	0	0	
City of Port St. Lucie	N/A	N/A	0	
City of Tamarac	0	1	0	
City of Winter Park	N/A	N/A	0	
City of West Palm Beach	N/A	0	0	There were no presumption claim except for 1 psychological claim with a date of accident of 09/09/12

**PI Group** RM015 - County**Short Name** The total number of presumption claims**Description** The total number of claims under Florida's presumption law as relates to Fire Police and Corrections under State Statute 112.18 (Florida Heart and Lung Bill) from claims due to an occurrence in the fiscal year ending 9/30 of the current data collection cycle.

Jurisdiction	2009/10	2010/11	2011/12	Current Collection Cycle Notes
	Value	Value	Value	
Brevard County	3	N/A	N/A	
Broward County	N/A	N/A	0	
Collier County	0	0	0	
Hillsborough County	6	3	N/A	
Leon County	0	0	1	
Marion County	10	3	0	
Martin County	9	0	1	
Miami-Dade County	147	129	319	
Okaloosa County	0	0	1	
Orange County	54	70	80	
Pinellas County	4	1	1	
Polk County	16	8	N/A	
Seminole County	N/A	19	13	
TOHO Water Authority	N/A	0	0	

**PI Group RM016 - City****Short Name** Total # of new (arising) property claims**Description** The total number of incidents resulting in a property claim from an occurrence in the fiscal year ending 9/30 of the current data collection cycle  
This information is gathered from the organization's Loss Runs from their insurance provider or third party administrator

Jurisdiction	2009/10	2010/11	2011/12	Current Collection Cycle Notes
	Value	Value	Value	
City of Cape Coral	N/A	3	75	
City of Dunedin	N/A	9	N/A	
City of Fort Lauderdale	43	38	47	
City of Gainesville	N/A	0	0	
City of Lakeland	229	215	71	This number is accurate. It was a very good year.
City of Miramar	N/A	N/A	N/A	
City of Naples	N/A	N/A	18	
City of Oakland Park	N/A	N/A	61	
City of Ocala	3	61	311	Previous reporting period of 10/11 was a transition year of Third Party Administrators and claims reporting.
City of Oviedo	N/A	3	1	
City of Plant City	6	0	2	
City of Pompano Beach	N/A	101	68	
City of Port Orange	12	2	0	
City of Port St. Lucie	N/A	N/A	N/A	
City of Tamarac	10	14	17	
City of Winter Park	N/A	N/A	0	
City of West Palm Beach	N/A	2	9	

**PI Group RM016 - County****Short Name** Total # of new (arising) property claims**Description** The total number of incidents resulting in a property claim from an occurrence in the fiscal year ending 9/30 of the current data collection cycle  
This information is gathered from the organization's Loss Runs from their insurance provider or third party administrator

Jurisdiction	2009/10	2010/11	2011/12	Current Collection Cycle Notes
	Value	Value	Value	
Brevard County	14	N/A	N/A	

Jurisdiction	2009/10	2010/11	2011/12	Current Collection Cycle Notes
	Value	Value	Value	
Broward County	N/A	6	4	
Collier County	36	167	172	
Hillsborough County	N/A	N/A	937	General Liability, Auto and Property claims combined in number reported.
Leon County	1	1	0	
Marion County	414	27	44	
Martin County	4	14	13	
Miami-Dade County	N/A	N/A	N/A	
Okaloosa County	0	0	0	
Orange County	183	174	205	
Pinellas County	264	253	194	
Polk County	0	21	N/A	
Seminole County	N/A	41	11	
TOHO Water Authority	N/A	60	117	

**PI Group RM017 - City****Short Name** Total # of new (arising) general liability claims**Description** The total number of incidents resulting in a general liability claim from an occurrence in the fiscal year ending 9/30 of the current data collection cycle. General liability includes premises liability (bodily injury), property damage, environmental exposures (State DEP, pollution coverage) and aviation exposures. This information is gathered from the organization's Loss Runs from their insurance provider or third party administrator

Jurisdiction	2009/10	2010/11	2011/12	Current Collection Cycle Notes
	Value	Value	Value	
City of Cape Coral	N/A	58	61	
City of Dunedin	N/A	31	N/A	
City of Fort Lauderdale	194	231	170	
City of Gainesville	N/A	55	55	
City of Lakeland	17	26	14	
City of Miramar	N/A	N/A	N/A	
City of Naples	N/A	N/A	11	
City of Oakland Park	N/A	N/A	152	
City of Ocala	97	72	191	Previous reporting period of 10/11 was a transition year of Third Party Administrators and

Jurisdiction	2009/10	2010/11	2011/12	Current Collection Cycle Notes
	Value	Value	Value	
				claims reporting.
City of Oviedo	N/A	6	4	
City of Plant City	11	17	14	
City of Pompano Beach	N/A	47	56	
City of Port Orange	7	26	14	
City of Port St. Lucie	N/A	N/A	78	
City of Tamarac	9	11	6	
City of Winter Park	N/A	N/A	34	
City of West Palm Beach	N/A	28	75	

**PI Group** RM017 - County**Short Name** Total # of new (arising) general liability claims**Description** The total number of incidents resulting in a general liability claim from an occurrence in the fiscal year ending 9/30 of the current data collection cycle. General liability includes premises liability (bodily injury), property damage, environmental exposures (State DEP, pollution coverage) and aviation exposures. This information is gathered from the organization's Loss Runs from their insurance provider or third party administrator

Jurisdiction	2009/10	2010/11	2011/12	Current Collection Cycle Notes
	Value	Value	Value	
Brevard County	151	N/A	N/A	
Broward County	N/A	70	67	
Collier County	65	53	62	
Hillsborough County	352	330	937	General Liability, Au Claims and Property Claims combined in number reported.
Leon County	28	32	27	
Marion County	80	36	88	
Martin County	9	48	39	
Miami-Dade County	531	811	881	
Okaloosa County	16	15	16	
Orange County	476	520	527	
Pinellas County	222	156	121	
Polk County	194	112	N/A	
Seminole County	N/A	26	14	

Jurisdiction	2009/10	2010/11	2011/12	Current Collection Cycle Notes
	Value	Value	Value	
TOHO Water Authority	N/A	60	117	

**PI Group** RM018 - City**Short Name** Total # of new (arising) professional liability claims**Description** The total number of incidents resulting in an Employment Practices Liability, Public Officials Liability and Law Enforcement Liability claim from an occurrence in the fiscal year ending 9/30 of the current data collection cycle This information is gathered from the organization's Loss Runs from their insurance provider or third party administrator

Jurisdiction	2009/10	2010/11	2011/12	Current Collection Cycle Notes
	Value	Value	Value	
City of Cape Coral	N/A	4	4	
City of Dunedin	N/A	1	N/A	
City of Fort Lauderdale	71	66	69	
City of Gainesville	N/A	9	16	
City of Lakeland	0	0	0	
City of Miramar	N/A	N/A	N/A	
City of Naples	N/A	N/A	2	
City of Oakland Park	N/A	N/A	0	
City of Ocala	4	0	0	
City of Oviedo	N/A	4	3	
City of Plant City	0	0	0	
City of Pompano Beach	N/A	N/A	N/A	
City of Port Orange	5	4	2	
City of Port St. Lucie	N/A	N/A	6	
City of Tamarac	0	0	1	
City of Winter Park	N/A	N/A	0	
City of West Palm Beach	N/A	0	0	

**PI Group RM018 - County****Short Name** Total # of new (arising) professional liability claims**Description** The total number of incidents resulting in an Employment Practices Liability, Public Officials Liability and Law Enforcement Liability claim from an occurrence in the fiscal year ending 9/30 of the current data collection cycle This information is gathered from the organization's Loss Runs from their insurance provider or third party administrator

Jurisdiction	2009/10	2010/11	2011/12	Current Collection Cycle Notes
	Value	Value	Value	
Brevard County	7	N/A	N/A	
Broward County	N/A	N/A	0	
Collier County	4	10	9	
Hillsborough County	7	0	0	
Leon County	4	5	2	
Marion County	0	5	4	
Martin County	1	4	0	
Miami-Dade County	85	92	82	
Okaloosa County	N/A	N/A	0	
Orange County	8	3	6	
Pinellas County	15	2	3	
Polk County	4	N/A	N/A	
Seminole County	N/A	0	0	
TOHO Water Authority	N/A	0	0	

**PI Group RM019 - City****Short Name** Total # of new (arising) auto claims**Description** The total number of incidents resulting in an auto claim from an occurrence in the fiscal year ending 9/30 of the current data collection cycle This information is gathered from the organization's Loss Runs from their insurance provider or third party administrator

Jurisdiction	2009/10	2010/11	2011/12	Current Collection Cycle Notes
	Value	Value	Value	
City of Cape Coral	N/A	22	63	
City of Dunedin	N/A	3	N/A	
City of Fort Lauderdale	842	765	679	
City of Gainesville	N/A	50	70	

Jurisdiction	2009/10	2010/11	2011/12	Current Collection Cycle Notes
	Value	Value	Value	
City of Lakeland	225	177	128	
City of Miramar	N/A	N/A	N/A	
City of Naples	N/A	N/A	7	
City of Oakland Park	N/A	N/A	145	
City of Ocala	59	56	170	Previous reporting period of 10/11 was a transition year of Third Party Administrators and claims reporting.
City of Oviedo	N/A	1	4	
City of Plant City	40	28	32	
City of Pompano Beach	N/A	38	45	
City of Port Orange	5	3	5	
City of Port St. Lucie	N/A	N/A	N/A	
City of Tamarac	5	6	12	
City of Winter Park	N/A	N/A	6	
City of West Palm Beach	N/A	58	164	

**PI Group** RM019 - County**Short Name** Total # of new (arising) auto claims**Description** The total number of incidents resulting in an auto claim from an occurrence in the fiscal year ending 9/30 of the current data collection cycle  
This information is gathered from the organization's Loss Runs from their insurance provider or third party administrator

Jurisdiction	2009/10	2010/11	2011/12	Current Collection Cycle Notes
	Value	Value	Value	
Brevard County	87	N/A	N/A	
Broward County	N/A	47	39	
Collier County	102	101	97	
Hillsborough County	221	N/A	937	Combine with General Liability and Property claims.
Leon County	21	11	11	
Marion County	24	28	27	
Martin County	0	0	0	
Miami-Dade County	589	623	589	
Okaloosa County	2	6	9	

Jurisdiction	2009/10	2010/11	2011/12	Current Collection Cycle Notes
	Value	Value	Value	
Orange County	87	111	87	
Pinellas County	158	136	107	
Polk County	128	83	N/A	
Seminole County	N/A	37	26	
TOHO Water Authority	N/A	26	34	

**PI Group** RM020 - City**Short Name** Total medical only claim costs**Description** Total medical dollars paid for workers compensation "medical only" claims (claims with less than seven days loss time from work) from all claims regardless of the date of occurrence, paid in the fiscal year ending 9/30 of the current data collection cycle

Jurisdiction	2009/10	2010/11	2011/12	Current Collection Cycle Notes
	Value	Value	Value	
City of Cape Coral	N/A	\$17,334.00	\$174,335.00	
City of Dunedin	N/A	\$6,789.00	N/A	
City of Fort Lauderdale	\$158,724.98	\$164,744.12	\$191,407.38	
City of Gainesville	N/A	\$143,193.48	\$118,600.08	
City of Lakeland	\$246,662.96	\$185,950.05	\$497,462.23	Large Disparity: 13 claims greater than \$10,000 equaling \$323,547 and 1 death claim of \$87,882.
City of Miramar	N/A	N/A	N/A	
City of Naples	N/A	N/A	\$22,661.28	
City of Oakland Park	N/A	N/A	\$368,691.00	
City of Ocala	\$42,641.00	\$107,486.36	\$170,555.00	
City of Oviedo	N/A	\$0.00	\$118,909.00	
City of Plant City	\$113,662.00	\$68,984.00	\$41,095.00	
City of Pompano Beach	N/A	\$64,936.90	\$82,372.18	
City of Port Orange	\$76,368.00	\$77,116.00	\$53,785.00	
City of Port St. Lucie	N/A	N/A	\$377,634.06	
City of Tamarac	\$26,715.30	\$62,725.26	\$86,323.09	
City of Winter Park	N/A	N/A	\$35,543.80	
City of West Palm Beach	N/A	\$438,548.00	\$161,291.00	

**PI Group** RM020 - County**Short Name** Total medical only claim costs**Description** Total medical dollars paid for workers compensation "medical only" claims (claims with less than seven days loss time from work) from all claims regardless of the date of occurrence, paid in the fiscal year ending 9/30 of the current data collection cycle

Jurisdiction	2009/10	2010/11	2011/12	Current Collection Cycle Notes
	Value	Value	Value	
Brevard County	\$323,667.00	N/A	N/A	
Broward County	N/A	\$1,548,608.00	\$1,528,907.00	
Collier County	\$204,880.00	\$180,215.00	\$110,151.00	
Hillsborough County	\$780,095.00	N/A	\$684,532.00	
Leon County	\$54,860.00	\$165,934.00	\$113,319.00	
Marion County	\$173,145.00	\$152,483.00	\$433,456.00	
Martin County	\$73,745.00	\$116,436.00	\$58,767.06	
Miami-Dade County	\$4,917,677.00	\$5,820,236.00	\$5,955,667.69	
Okaloosa County	\$54,966.56	\$71,153.12	\$66,960.75	
Orange County	\$3,901,067.00	\$5,064,420.00	\$556,487.29	The numbers for the past two years have included medical payments for all claims, not just medical only claims.
Pinellas County	\$623,339.00	\$538,100.00	\$558,424.94	
Polk County	\$7,116,570.74	\$291,535.48	N/A	
Seminole County	N/A	\$103,231.00	\$15,950.00	
TOHO Water Authority	N/A	\$15,330.78	\$27,454.59	

**PI Group** RM021 - City**Short Name** Total loss time (indemnity) claim costs**Description** Total cost of workers compensation "lost time" claims (claims with seven days or more loss time from work) from all claims regardless of the date of occurrence, paid in the fiscal year ending 9/30 of the current data collection cycle.

Jurisdiction	2009/10	2010/11	2011/12	Current Collection Cycle Notes
	Value	Value	Value	
City of Cape Coral	N/A	\$472,909.00	\$400,691.00	
City of Dunedin	N/A	\$3,394.00	N/A	
City of Fort Lauderdale	\$3,264,464.02	\$3,502,841.88	\$4,475,824.62	
City of Gainesville	N/A	\$846,638.24	\$418,744.40	

Jurisdiction	2009/10	2010/11	2011/12	Current Collection Cycle Notes
	Value	Value	Value	
City of Lakeland	\$449,504.71	\$504,555.65	\$134,481.18	Disparity: Only 3 claims greater than \$10,000.
City of Miramar	N/A	N/A	N/A	
City of Naples	N/A	N/A	\$125,614.30	
City of Oakland Park	N/A	N/A	\$1,921.00	
City of Ocala	\$143,665.00	\$1,039,555.51	\$924,513.00	
City of Oviedo	N/A	\$0.00	\$39,287.00	
City of Plant City	\$79,715.00	\$0.00	\$15,193.00	
City of Pompano Beach	N/A	\$1,633,316.88	\$1,637,260.86	
City of Port Orange	\$180,776.00	\$11,687.00	\$76,541.00	
City of Port St. Lucie	N/A	N/A	\$0.00	
City of Tamarac	\$7,733.74	\$0.00	\$33,431.62	
City of Winter Park	N/A	N/A	\$153,037.22	
City of West Palm Beach	N/A	\$10,183.00	\$1,561,909.00	

**PI Group RM021 - County****Short Name** Total loss time (indemnity) claim costs**Description** Total cost of workers compensation "lost time" claims (claims with seven days or more loss time from work) from all claims regardless of the date of occurrence, paid in the fiscal year ending 9/30 of the current data collection cycle.

Jurisdiction	2009/10	2010/11	2011/12	Current Collection Cycle Notes
	Value	Value	Value	
Brevard County	\$6,358,599.00	N/A	N/A	
Broward County	N/A	\$3,777,188.00	\$1,075,022.00	
Collier County	\$43,137.00	\$210,070.00	\$30,162.00	
Hillsborough County	\$4,812,700.00	N/A	\$4,855,846.00	
Leon County	\$550,714.00	\$465,353.00	\$250,246.00	
Marion County	\$3,114,989.00	\$2,083,251.00	\$1,158,363.00	
Martin County	\$1,039,646.00	\$326,927.00	\$203,032.88	
Miami-Dade County	\$35,436,690.00	\$40,864,762.00	\$36,743,759.64	
Okaloosa County	\$106,303.63	\$117,076.71	\$1,116,038.87	
Orange County	\$1,590,114.00	\$1,445,236.00	\$6,692,489.50	The numbers for the past two years have only included Indemnity payments for Lost Time

Jurisdiction	2009/10	2010/11	2011/12	Current Collection Cycle Notes
	Value	Value	Value	
				claims instead of all payments for Lost Time claims.
Pinellas County	\$4,422,682.00	\$5,453,123.00	\$4,295,178.31	
Polk County	\$47,539,141.15	\$647,701.90	N/A	
Seminole County	N/A	\$550,306.00	\$497,256.00	
TOHO Water Authority	N/A	\$0.00	\$110,384.84	\$0.00 is true and accurate for 2010/2011 according to the definition of a "lost time" incident. It wasn't that we didn't have any or that there weren't costs associated with them, we just didn't have any that met the 7 days or more definition. We had an injury that was reflected in FY 11/12 which greatly contributed to that number.

**PI Group** RM022 - City**Short Name** Total incurred cost of presumption claims**Description** Total cost of claims under Florida's presumption law as relates to Fire Police and Corrections under State Statute 112.18 (Florida Heart and Lung Bill) from all claims regardless of the date of occurrence, paid in the fiscal year ending 9/30 of the current data collection cycle

Jurisdiction	2009/10	2010/11	2011/12	Current Collection Cycle Notes
	Value	Value	Value	
City of Cape Coral	N/A	\$0.00	\$88,000.00	
City of Dunedin	N/A	\$0.00	N/A	
City of Fort Lauderdale	N/A	N/A	N/A	
City of Gainesville	N/A	\$163,154.10	\$7,642.60	
City of Lakeland	\$160,302.84	\$1,535,943.78	\$1,973,839.35	Presumption claims PAID TO DATE at 9/30/2012.
City of Miramar	N/A	N/A	N/A	
City of Naples	N/A	N/A	\$38,322.20	
City of Oakland Park	N/A	N/A	\$0.00	
City of Ocala	\$498,827.00	\$517,477.07	\$807,044.57	
City of Oviedo	N/A	\$47,267.43	\$22,980.00	
City of Plant City	\$0.00	\$142,391.00	\$46,531.00	
City of Pompano Beach	N/A	\$516.16	\$328,196.75	
City of Port Orange	\$0.00	\$0.00	\$0.00	
City of Port St. Lucie	N/A	N/A	\$0.00	
City of Tamarac	\$0.00	\$9,953.28	\$0.00	
City of Winter Park	N/A	N/A	\$0.00	

Jurisdiction	2009/10	2010/11	2011/12	Current Collection Cycle Notes
	Value	Value	Value	
City of West Palm Beach	N/A	\$0.00	\$0.00	There was no cost associated with any presumption claim

**PI Group** RM022 - County**Short Name** Total incurred cost of presumption claims**Description** Total cost of claims under Florida's presumption law as relates to Fire Police and Corrections under State Statute 112.18 (Florida Heart and Lung Bill) from all claims regardless of the date of occurrence, paid in the fiscal year ending 9/30 of the current data collection cycle

Jurisdiction	2009/10	2010/11	2011/12	Current Collection Cycle Notes
	Value	Value	Value	
Brevard County	\$1,371,681.00	N/A	N/A	
Broward County	N/A	N/A	\$0.00	
Collier County	\$0.00	\$0.00	\$0.00	
Hillsborough County	\$931,162.00	N/A	\$33,814.00	
Leon County	\$0.00	\$0.00	\$25,500.00	This is the first time for this cost.
Marion County	\$28,351.00	\$370,391.00	\$195,998.00	
Martin County	\$242,292.00	\$0.00	\$4,000.00	
Miami-Dade County	\$8,919,939.00	\$10,768,317.00	\$9,077,553.20	
Okaloosa County	N/A	N/A	\$1,457.10	
Orange County	\$909,356.00	\$1,211,755.00	\$1,359,713.23	Our TPA is unable to track this information. The number given here is the total incurred cost of all presumption claims that occurred during FY11-12.
Pinellas County	\$182,777.00	\$354,250.00	\$321,492.93	
Polk County	\$7,665.97	\$5,476.20	N/A	
Seminole County	N/A	N/A	\$476,294.00	
TOHO Water Authority	N/A	\$0.00	\$0.00	

**PI Group RM023 - City****Short Name** Total dollar value of property claims**Description** Total dollars paid on property claims for indemnity, medical, legal, investigative and/or other claim expenses including administrative costs (include all allocated and unallocated loss expenses) from all claims regardless of the date of occurrence, paid in the fiscal year ending 9/30 of the current data collection cycle. This information is gathered from the organization's Loss Runs from their insurance provider or third party administrator

Jurisdiction	2009/10	2010/11	2011/12	Current Collection Cycle Notes
	Value	Value	Value	
City of Cape Coral	N/A	\$2,075.00	\$38,706.00	
City of Dunedin	N/A	\$44,533.00	N/A	
City of Fort Lauderdale	\$350,000.00	\$5,369.00	\$33,959.00	
City of Gainesville	N/A	\$0.00	\$0.00	
City of Lakeland	\$335,685.78	\$141,575.66	\$76,675.23	
City of Miramar	N/A	N/A	N/A	
City of Naples	N/A	N/A	\$105,737.76	
City of Oakland Park	N/A	N/A	\$53,942.00	
City of Ocala	\$188,514.00	\$104,125.23	\$104,049.00	
City of Oviedo	N/A	\$757.00	\$0.00	
City of Plant City	\$5,416.00	\$0.00	\$32,583.00	
City of Pompano Beach	N/A	\$96,893.00	\$71,758.00	
City of Port Orange	\$18,394.00	\$0.00	\$0.00	
City of Port St. Lucie	N/A	N/A	N/A	
City of Tamarac	\$27,082.59	\$6,375.72	\$65,986.85	We had an increase in property damage claims for FY 2012.
City of Winter Park	N/A	N/A	\$0.00	
City of West Palm Beach	N/A	\$16,954.00	\$709.00	

**PI Group RM023 - County****Short Name** Total dollar value of property claims**Description** Total dollars paid on property claims for indemnity, medical, legal, investigative and/or other claim expenses including administrative costs (include all allocated and unallocated loss expenses) from all claims regardless of the date of occurrence, paid in the fiscal year ending 9/30 of the current data collection cycle. This information is gathered from the organization's Loss Runs from their insurance provider or third party administrator

Jurisdiction	2009/10	2010/11	2011/12	Current Collection Cycle Notes
	Value	Value	Value	
Brevard County	\$48,581.00	N/A	N/A	

Jurisdiction	2009/10	2010/11	2011/12	Current Collection Cycle Notes
	Value	Value	Value	
Broward County	N/A	N/A	\$0.00	
Collier County	\$293,767.00	\$107,202.00	\$54,330.00	
Hillsborough County	\$108,898.00	N/A	N/A	
Leon County	\$11,390.00	\$9,037.00	\$0.00	There are no claims for this reporting period.
Marion County	\$1,300,184.00	\$413,940.00	\$2,733,198.00	
Martin County	\$230,532.00	\$521,537.00	\$461,880.81	
Miami-Dade County	N/A	N/A	N/A	
Okaloosa County	\$0.00	\$0.00	\$0.00	
Orange County	\$349,239.00	\$375,821.00	\$790,118.20	Includes first party property and auto liability claims.
Pinellas County	\$485,776.00	\$324,418.00	\$382,045.35	
Polk County	\$0.00	N/A	N/A	
Seminole County	N/A	\$55,264.00	\$61,545.00	
TOHO Water Authority	N/A	\$323,000.00	\$464,000.00	The \$486,570 was for total of Property & GL claims; Property only = \$464,000 claims from sewer backups.

**PI Group** RM024 - City**Short Name** Total dollar value of general liability claims

**Description** Total dollars paid on general liability claims for indemnity, medical, legal, investigative and/or other claim expenses including administrative costs (include all allocated and unallocated loss expenses) from all claims regardless of the date of occurrence, paid in the fiscal year ending 9/30 of the current data collection cycle. General liability includes premises liability (bodily injury), property damage, environmental exposures (State DEP, pollution coverage) and aviation exposures. This information is gathered from the organization's Loss Runs from their insurance provider or third party administrator

Jurisdiction	2009/10	2010/11	2011/12	Current Collection Cycle Notes
	Value	Value	Value	
City of Cape Coral	N/A	\$16,154.00	\$18,536.00	
City of Dunedin	N/A	\$22,260.00	N/A	
City of Fort Lauderdale	\$1,102,880.00	\$1,858,223.00	\$1,102,081.00	
City of Gainesville	N/A	\$124,925.99	\$254,034.23	
City of Lakeland	\$4,883.68	\$6,573.33	N/A	Not reported due to inability to get correct information this year
City of Miramar	N/A	N/A	N/A	
City of Naples	N/A	N/A	\$91,072.85	
City of Oakland Park	N/A	N/A	\$186,276.00	

Jurisdiction	2009/10	2010/11	2011/12	Current Collection Cycle Notes
	Value	Value	Value	
City of Ocala	\$194,726.00	\$173,191.54	\$121,796.00	
City of Oviedo	N/A	\$30,317.18	\$29,773.00	
City of Plant City	\$48,019.00	\$47,615.00	\$28,751.00	
City of Pompano Beach	N/A	\$5,249.00	\$43,120.00	
City of Port Orange	\$2,708.00	\$35,347.00	\$59,616.00	
City of Port St. Lucie	N/A	N/A	\$274,153.28	
City of Tamarac	\$13,120.44	\$52,716.13	\$27,436.18	
City of Winter Park	N/A	N/A	\$47,993.04	
City of West Palm Beach	N/A	\$108,878.00	\$45,139.00	

**PI Group** RM024 - County**Short Name** Total dollar value of general liability claims

**Description** Total dollars paid on general liability claims for indemnity, medical, legal, investigative and/or other claim expenses including administrative costs (include all allocated and unallocated loss expenses) from all claims regardless of the date of occurrence, paid in the fiscal year ending 9/30 of the current data collection cycle. General liability includes premises liability (bodily injury), property damage, environmental exposures (State DEP, pollution coverage) and aviation exposures. This information is gathered from the organization's Loss Runs from their insurance provider or third party administrator

Jurisdiction	2009/10	2010/11	2011/12	Current Collection Cycle Notes
	Value	Value	Value	
Brevard County	\$54,470.00	N/A	N/A	
Broward County	N/A	\$959,595.00	\$764,318.00	
Collier County	\$145,593.00	\$36,552.00	\$114,170.00	
Hillsborough County	\$584,220.00	N/A	\$1,907,686.00	Includes both General Liability and Property Damage Claims.
Leon County	\$46,697.00	\$109,129.00	\$135,454.86	
Marion County	\$191,861.00	\$138,836.00	\$322,560.00	
Martin County	\$195,402.00	\$102,377.00	\$8,409.11	
Miami-Dade County	\$1,608,912.00	\$1,837,125.00	\$1,187,276.42	
Okaloosa County	\$388.75	\$164,471.95	\$225,861.21	
Orange County	\$1,227,805.00	\$1,466,405.00	\$1,559,491.37	
Pinellas County	\$272,067.00	\$337,177.00	\$182,701.91	
Polk County	\$673,075.55	\$671,230.54	N/A	

Jurisdiction	2009/10	2010/11	2011/12	Current Collection Cycle Notes
	Value	Value	Value	
Seminole County	N/A	\$3,513.00	\$103,255.00	Misunderstood metric in previous years. 2012 is an accurate depiction.
TOHO Water Authority	N/A	\$14,854.00	\$22,570.26	Same as above; we assume the same split for FY 10/11.

**PI Group RM025 - City**

**Short Name** Total dollar value of professional and public officials liability claims

**Description** Total dollars paid on professional and public officials liability claims to include Employment Practices Liability, Public Officials Liability and Law Enforcement Liability claims for indemnity, medical, legal, investigative and/or other claim expenses including administrative costs (include all allocated and unallocated loss expenses), from all claims regardless of the date of occurrence, paid in the fiscal year ending 9/30 of the current data collection cycle. This information is gathered from the organization's Loss Runs from their insurance provider or third party administrator

Jurisdiction	2009/10	2010/11	2011/12	Current Collection Cycle Notes
	Value	Value	Value	
City of Cape Coral	N/A	\$0.00	\$6,039.00	
City of Dunedin	N/A	\$0.00	N/A	
City of Fort Lauderdale	\$522,318.00	\$562,038.00	\$1,436,151.00	
City of Gainesville	N/A	\$0.00	\$25,670.89	
City of Lakeland	\$0.00	\$0.00	\$0.00	
City of Miramar	N/A	N/A	N/A	
City of Naples	N/A	N/A	\$40,342.00	
City of Oakland Park	N/A	N/A	\$0.00	
City of Ocala	\$10,649.00	\$0.00	\$0.00	
City of Oviedo	N/A	\$49,470.73	\$44,888.00	
City of Plant City	\$0.00	\$0.00	\$0.00	
City of Pompano Beach	N/A	N/A	N/A	
City of Port Orange	\$25,804.00	\$3,369.00	\$16,616.00	
City of Port St. Lucie	N/A	N/A	\$63,500.00	
City of Tamarac	\$0.00	\$0.00	\$73,233.10	
City of Winter Park	N/A	N/A	\$0.00	
City of West Palm Beach	N/A	\$0.00	\$0.00	

**PI Group RM025 - County****Short Name** Total dollar value of professional and public officials liability claims**Description** Total dollars paid on professional and public officials liability claims to include Employment Practices Liability, Public Officials Liability and Law Enforcement Liability claims for indemnity, medical, legal, investigative and/or other claim expenses including administrative costs (include all allocated and unallocated loss expenses), from all claims regardless of the date of occurrence, paid in the fiscal year ending 9/30 of the current data collection cycle. This information is gathered from the organization's Loss Runs from their insurance provider or third party administrator

Jurisdiction	2009/10	2010/11	2011/12	Current Collection Cycle Notes
	Value	Value	Value	
Brevard County	\$8,727.00	N/A	N/A	
Broward County	N/A	N/A	\$0.00	
Collier County	\$7.00	\$300,019.00	\$283,417.00	
Hillsborough County	\$138,281.00	N/A	\$0.00	
Leon County	\$39,500.00	\$18,806.00	\$0.00	There are no claims for this reporting period.
Marion County	\$1,780.00	\$22,017.00	\$79,223.00	
Martin County	\$31,433.00	\$0.00	N/A	
Miami-Dade County	\$767,919.00	\$614,463.00	\$1,104,534.83	
Okaloosa County	N/A	\$126,596.15	\$0.00	
Orange County	\$1,528.00	\$37,556.00	\$232,483.78	
Pinellas County	\$1,295.00	\$7,155.00	\$0.00	
Polk County	\$139,186.07	N/A	N/A	
Seminole County	N/A	\$0.00	\$0.00	
TOHO Water Authority	N/A	\$0.00	\$0.00	

**PI Group RM026 - City****Short Name** Total dollar value of auto claims**Description** Total dollars paid on auto claims for indemnity, medical, legal, investigative and/or other claim expenses including administrative costs (include all allocated and unallocated loss expenses) from all claims regardless of the date of occurrence, paid in the fiscal year ending 9/30 of the current data collection cycle. This information is gathered from the organization's Loss Runs from their insurance provider or third party administrator

Jurisdiction	2009/10	2010/11	2011/12	Current Collection Cycle Notes
	Value	Value	Value	
City of Cape Coral	N/A	\$48,285.00	\$25,666.00	
City of Dunedin	N/A	\$10,027.00	N/A	
City of Fort Lauderdale	\$1,382,648.00	\$790,336.00	\$689,027.00	

Jurisdiction	2009/10	2010/11	2011/12	Current Collection Cycle Notes
	Value	Value	Value	
City of Gainesville	N/A	\$67,120.01	\$81,377.09	
City of Lakeland	\$168,389.56	\$220,147.97	\$94,673.14	
City of Miramar	N/A	N/A	N/A	
City of Naples	N/A	N/A	\$21,398.00	
City of Oakland Park	N/A	N/A	\$48,180.00	
City of Ocala	\$148,106.00	\$297,604.36	\$121,983.00	
City of Oviedo	N/A	\$6,682.00	\$2,814.00	
City of Plant City	\$134,669.00	\$29,447.00	\$52,988.00	
City of Pompano Beach	N/A	\$30,058.00	\$41,295.00	
City of Port Orange	\$2,567.00	\$9,605.00	\$51,505.00	
City of Port St. Lucie	N/A	N/A	N/A	
City of Tamarac	\$32,008.07	\$17,613.98	\$30,399.07	
City of Winter Park	N/A	N/A	\$18,827.55	
City of West Palm Beach	N/A	\$224,500.00	\$126,975.00	Less auto claims in 2011-12 due to new leadership

**PI Group** RM026 - County**Short Name** Total dollar value of auto claims

**Description** Total dollars paid on auto claims for indemnity, medical, legal, investigative and/or other claim expenses including administrative costs (include all allocated and unallocated loss expenses) from all claims regardless of the date of occurrence, paid in the fiscal year ending 9/30 of the current data collection cycle. This information is gathered from the organization's Loss Runs from their insurance provider or third party administrator

Jurisdiction	2009/10	2010/11	2011/12	Current Collection Cycle Notes
	Value	Value	Value	
Brevard County	\$172,356.00	N/A	N/A	
Broward County	N/A	\$175,323.00	\$155,411.00	
Collier County	\$301,805.00	\$169,152.00	\$207,369.00	
Hillsborough County	\$884,279.00	N/A	\$762,683.00	
Leon County	\$36,071.00	\$12,385.00	\$37,774.02	
Marion County	\$384,305.00	\$163,728.00	\$229,011.00	
Martin County	\$37,692.00	\$27,635.00	\$10,762.82	
Miami-Dade County	\$1,895,842.00	\$2,428,559.00	\$3,076,418.82	

Jurisdiction	2009/10	2010/11	2011/12	Current Collection Cycle Notes
	Value	Value	Value	
Okaloosa County	\$1,727.77	\$69,975.24	\$6,131.91	
Orange County	\$442,239.00	\$337,482.00	\$491,123.51	
Pinellas County	\$130,664.00	\$239,464.00	\$173,976.69	
Polk County	\$629,732.56	\$278,947.28	N/A	
Seminole County	N/A	\$146,973.00	\$35,868.00	
TOHO Water Authority	N/A	\$43,643.00	\$39,562.08	

**PI Group RM027 - City****Short Name** Total outstanding reserves for workers compensation claims**Description** Total dollars reserved for workers compensation claims for indemnity, medical, legal, investigative and/or other claim expenses including administrative costs (include all allocated and unallocated loss expenses) reported as of 9/30 of the current data collection cycle This information is gathered from the organization's Loss Runs from their insurance provider or third party administrator

Jurisdiction	2009/10	2010/11	2011/12	Current Collection Cycle Notes
	Value	Value	Value	
City of Cape Coral	N/A	\$425,894.00	\$410,112.00	
City of Dunedin	N/A	\$88,620.00	N/A	
City of Fort Lauderdale	\$19,575,571.60	\$18,598,984.02	\$17,611,046.11	
City of Gainesville	N/A	\$509,134.37	\$707,805.94	
City of Lakeland	\$491,815.00	\$3,794,402.00	\$3,614,385.00	
City of Miramar	N/A	N/A	N/A	
City of Naples	N/A	N/A	\$86,484.62	
City of Oakland Park	N/A	N/A	\$195,597.00	
City of Ocala	\$104,965.00	\$45,107.00	\$246,951.00	
City of Oviedo	N/A	\$125,011.00	\$786,683.00	
City of Plant City	\$130,423.00	\$99,613.00	\$71,120.00	
City of Pompano Beach	N/A	\$449,189.00	\$4,452,721.66	
City of Port Orange	\$180,849.00	\$101,746.00	\$112,191.00	
City of Port St. Lucie	N/A	N/A	\$371,538.18	
City of Tamarac	\$205,611.00	\$73,019.66	\$127,617.24	
City of Winter Park	N/A	N/A	\$57,817.83	

Jurisdiction	2009/10	2010/11	2011/12	Current Collection Cycle Notes
	Value	Value	Value	
City of West Palm Beach	N/A	\$563,595.00	\$953,504.00	

**PI Group** RM027 - County**Short Name** Total outstanding reserves for workers compensation claims

**Description** Total dollars reserved for workers compensation claims for indemnity, medical, legal, investigative and/or other claim expenses including administrative costs (include all allocated and unallocated loss expenses) reported as of 9/30 of the current data collection cycle This information is gathered from the organization's Loss Runs from their insurance provider or third party administrator

Jurisdiction	2009/10	2010/11	2011/12	Current Collection Cycle Notes
	Value	Value	Value	
Brevard County	\$3,828,297.00	N/A	N/A	
Broward County	N/A	\$56,017,938.00	\$18,897,192.00	
Collier County	\$214,623.00	\$236,939.00	\$285,132.00	
Hillsborough County	\$14,991,989.00	\$15,373,563.00	\$13,726,424.00	
Leon County	\$242,824.00	\$193,489.00	\$154,364.00	
Marion County	\$461,747.00	\$7,304,276.00	\$6,531,677.00	
Martin County	\$4,635,598.00	\$3,688,626.00	\$3,567,048.85	
Miami-Dade County	\$50,291,442.00	\$66,637,427.00	N/A	
Okaloosa County	\$242,794.60	\$1,246,680.50	\$1,093,993.10	
Orange County	\$2,320,581.00	\$2,130,855.09	\$18,099,005.08	The numbers for the past two years have only included reserves for claims that occurred during the current fiscal year, not all claims.
Pinellas County	\$11,876,193.00	\$10,045,135.00	\$11,939,095.99	
Polk County	\$5,917,580.45	\$3,234,193.60	N/A	
Seminole County	N/A	\$232,397.00	\$430,468.00	
TOHO Water Authority	N/A	\$0.00	\$0.00	

**PI Group** RM028 - City**Short Name** Total outstanding reserves for property claims**Description** Total dollars reserved for property claims for indemnity, medical, legal, investigative and/or other claim expenses including administrative costs (include all allocated and unallocated loss expenses) reported as of 9/30 of the current data collection cycle. This information is gathered from the organization's Loss Runs from their insurance provider or third party administrator

Jurisdiction	2009/10	2010/11	2011/12	Current Collection Cycle Notes
	Value	Value	Value	
City of Cape Coral	N/A	\$1,625.00	\$1,625.00	
City of Dunedin	N/A	N/A	N/A	
City of Fort Lauderdale	\$4,560.92	\$560.92	\$0.00	
City of Gainesville	N/A	\$0.00	\$0.00	
City of Lakeland	N/A	N/A	N/A	
City of Miramar	N/A	N/A	N/A	
City of Naples	N/A	N/A	\$0.00	
City of Oakland Park	N/A	N/A	\$11,457.00	
City of Ocala	\$116,193.00	N/A	\$167,000.00	
City of Oviedo	N/A	\$0.00	\$1,500.00	
City of Plant City	\$5,373.34	\$0.00	\$0.00	
City of Pompano Beach	N/A	\$57,802.00	\$130,864.00	
City of Port Orange	\$7,500.00	\$10,194.00	\$0.00	
City of Port St. Lucie	N/A	N/A	\$92,639.66	
City of Tamarac	\$0.00	\$0.00	\$2,900.96	
City of Winter Park	N/A	N/A	\$0.00	
City of West Palm Beach	N/A	\$19,674.00	\$310.00	

**PI Group** RM028 - County**Short Name** Total outstanding reserves for property claims**Description** Total dollars reserved for property claims for indemnity, medical, legal, investigative and/or other claim expenses including administrative costs (include all allocated and unallocated loss expenses) reported as of 9/30 of the current data collection cycle. This information is gathered from the organization's Loss Runs from their insurance provider or third party administrator

Jurisdiction	2009/10	2010/11	2011/12	Current Collection Cycle Notes
	Value	Value	Value	
Brevard County	\$2,200.00	N/A	N/A	

Jurisdiction	2009/10	2010/11	2011/12	Current Collection Cycle Notes
	Value	Value	Value	
Broward County	N/A	\$0.00	\$0.00	The result for 2010/11 has been corrected.
Collier County	\$32,553.00	\$0.00	\$83,000.00	
Hillsborough County	\$95,741.00	N/A	\$2,531,444.00	General Liability and Property Claims combined.
Leon County	\$0.00	\$0.00	\$0.00	
Marion County	\$154,997.00	\$123,014.00	\$65,843.00	
Martin County	\$115,000.00	\$2,327.00	\$31,726.46	
Miami-Dade County	N/A	N/A	N/A	
Okaloosa County	\$0.00	\$0.00	\$0.00	
Orange County	\$98,379.00	\$580,400.97	\$281,128.31	The numbers for the past two years have only included reserves for claims that occurred during the current fiscal year, not all claims.
Pinellas County	\$14,696.00	\$25,168.00	\$13,979.93	
Polk County	\$0.00	N/A	N/A	
Seminole County	N/A	\$2,035.00	\$12,565.00	
TOHO Water Authority	N/A	\$0.00	\$0.00	

**PI Group** RM029 - City**Short Name** Total outstanding reserves for general liability claims

**Description** Total dollars reserved for general liability claims for indemnity, medical, legal, investigative and/or other claim expenses including administrative costs (include all allocated and unallocated loss expenses) reported as of 9/30 of the current data collection cycle. General liability includes premises liability (bodily injury), property damage, environmental exposures (State DEP, pollution coverage) and aviation exposures. This information is gathered from the organization's Loss Runs from their insurance provider or third party administrator

Jurisdiction	2009/10	2010/11	2011/12	Current Collection Cycle Notes
	Value	Value	Value	
City of Cape Coral	N/A	\$106,008.00	\$112,310.00	
City of Dunedin	N/A	\$47,550.00	N/A	
City of Fort Lauderdale	\$2,851,840.50	\$2,758,188.06	\$2,894,017.84	
City of Gainesville	N/A	\$509,989.00	\$537,049.20	
City of Lakeland	\$519,090.00	\$60,483.00	\$79,848.00	
City of Miramar	N/A	N/A	N/A	
City of Naples	N/A	N/A	\$90,486.20	
City of Oakland Park	N/A	N/A	N/A	

Jurisdiction	2009/10	2010/11	2011/12	Current Collection Cycle Notes
	Value	Value	Value	
City of Ocala	\$12,307.00	\$0.00	\$26,448.00	
City of Oviedo	N/A	\$0.00	\$103,978.00	
City of Plant City	\$65,950.49	\$24,397.00	\$42,973.00	
City of Pompano Beach	N/A	\$242,219.00	\$210,419.00	
City of Port Orange	\$8,000.00	\$49,099.00	\$45,000.00	
City of Port St. Lucie	N/A	N/A	\$142,233.67	
City of Tamarac	\$63,801.30	\$169,253.12	\$46,726.50	
City of Winter Park	N/A	N/A	\$9,579.81	
City of West Palm Beach	N/A	\$51,447.00	\$91,485.00	

**PI Group** RM029 - County**Short Name** Total outstanding reserves for general liability claims

**Description** Total dollars reserved for general liability claims for indemnity, medical, legal, investigative and/or other claim expenses including administrative costs (include all allocated and unallocated loss expenses) reported as of 9/30 of the current data collection cycle. General liability includes premises liability (bodily injury), property damage, environmental exposures (State DEP, pollution coverage) and aviation exposures. This information is gathered from the organization's Loss Runs from their insurance provider or third party administrator

Jurisdiction	2009/10	2010/11	2011/12	Current Collection Cycle Notes
	Value	Value	Value	
Brevard County	\$66,391.00	N/A	N/A	
Broward County	N/A	\$1,264,918.00	\$1,065,145.00	
Collier County	\$80,436.00	\$132,001.00	\$60,500.00	
Hillsborough County	\$773,516.00	N/A	\$2,531,444.00	General Liability and Property Claims combined.
Leon County	\$49,697.00	\$76,476.00	\$265,050.00	Increase reflects the number of unresolved claims.
Marion County	\$218,860.00	\$313,102.00	\$311,360.00	
Martin County	\$484,834.00	\$427,491.00	\$114,951.00	
Miami-Dade County	\$7,360,763.00	\$9,244,144.00	\$10,325,746.32	
Okaloosa County	\$33,088.75	\$145,324.01	\$234,535.63	
Orange County	\$540,637.00	\$818,569.20	\$2,492,234.05	The numbers for the past two years have only included reserves for claims that occurred during the current fiscal year, not all claims.
Pinellas County	\$161,577.00	\$205,970.00	\$171,608.29	
Polk County	\$682,514.80	\$7,301,634.50	N/A	

Jurisdiction	2009/10	2010/11	2011/12	Current Collection Cycle Notes
	Value	Value	Value	
Seminole County	N/A	\$21,571.00	\$25,100.00	
TOHO Water Authority	N/A	\$0.00	\$0.00	

**PI Group RM030 - City**

**Short Name** Total outstanding reserves for professional and public officials liability claims

**Description** Total dollars reserved for professional and public officials liability claims to include Employment Practices Liability, Public Officials Liability and Law Enforcement Liability claims for indemnity, medical, legal, investigative and/or other claim expenses including administrative costs (include all allocated and unallocated loss expenses) reported as of 9/30 of the current data collection cycle. This information is gathered from the organization's Loss Runs from their insurance provider or third party administrator

Jurisdiction	2009/10	2010/11	2011/12	Current Collection Cycle Notes
	Value	Value	Value	
City of Cape Coral	N/A	\$0.00	\$17,335.00	
City of Dunedin	N/A	\$25,000.00	N/A	
City of Fort Lauderdale	\$3,226,401.70	\$2,590,505.24	\$2,420,143.44	
City of Gainesville	N/A	\$371,000.00	\$518,984.25	
City of Lakeland	\$0.00	\$0.00	N/A	
City of Miramar	N/A	N/A	N/A	
City of Naples	N/A	N/A	\$36,307.65	
City of Oakland Park	N/A	N/A	N/A	
City of Ocala	\$1,442.00	\$0.00	\$0.00	
City of Oviedo	N/A	\$74,409.00	\$94,319.00	
City of Plant City	\$204,094.91	\$0.00	\$0.00	
City of Pompano Beach	N/A	N/A	N/A	
City of Port Orange	\$22,200.00	\$34,066.00	\$16,000.00	
City of Port St. Lucie	N/A	N/A	\$135,100.00	
City of Tamarac	\$0.00	\$0.00	\$0.00	
City of Winter Park	N/A	N/A	\$0.00	
City of West Palm Beach	N/A	\$0.00	\$0.00	

**PI Group RM030 - County****Short Name** Total outstanding reserves for professional and public officials liability claims**Description** Total dollars reserved for professional and public officials liability claims to include Employment Practices Liability, Public Officials Liability and Law Enforcement Liability claims for indemnity, medical, legal, investigative and/or other claim expenses including administrative costs (include all allocated and unallocated loss expenses) reported as of 9/30 of the current data collection cycle. This information is gathered from the organization's Loss Runs from their insurance provider or third party administrator

Jurisdiction	2009/10	2010/11	2011/12	Current Collection Cycle Notes
	Value	Value	Value	
Brevard County	\$52,201.00	N/A	N/A	
Broward County	N/A	N/A	\$0.00	
Collier County	\$111,628.00	\$91,768.00	\$89,721.00	
Hillsborough County	\$808,514.00	N/A	\$0.00	
Leon County	\$84,187.00	\$120,196.00	\$0.00	This is strictly data for the reporting period and there was no activity.
Marion County	\$28,652.00	\$29,192.00	\$23,430.00	
Martin County	\$0.00	\$0.00	N/A	
Miami-Dade County	\$5,854,657.00	\$6,796,999.00	\$5,360,960.32	
Okaloosa County	\$0.00	\$103,756.75	\$0.00	No dollars were reserved.
Orange County	\$64,197.00	\$37,491.45	\$287,293.32	The numbers for the past two years have only included reserves for claims that occurred during the current fiscal year, not all claims.
Pinellas County	\$14,071.00	\$20,750.00	N/A	
Polk County	\$432,945.58	N/A	N/A	
Seminole County	N/A	\$0.00	\$0.00	
TOHO Water Authority	N/A	\$0.00	\$0.00	

**PI Group RM031 - City****Short Name** Total outstanding reserves for auto claims**Description** Total dollars reserved for auto claims for indemnity, medical, legal, investigative and/or other claim expenses including administrative costs (include all allocated and unallocated loss expenses) reported as of 9/30 of the current data collection cycle. This information is gathered from the organization's Loss Runs from their insurance provider or third party administrator

Jurisdiction	2009/10	2010/11	2011/12	Current Collection Cycle Notes
	Value	Value	Value	
City of Cape Coral	N/A	\$88,593.00	\$46,097.00	
City of Dunedin	N/A	\$0.00	N/A	

Jurisdiction	2009/10	2010/11	2011/12	Current Collection Cycle Notes
	Value	Value	Value	
City of Fort Lauderdale	\$1,192,183.70	\$1,280,580.49	\$1,824,551.20	
City of Gainesville	N/A	\$497,828.00	\$876,124.44	
City of Lakeland	\$261,200.00	\$50,446.00	\$48,852.00	
City of Miramar	N/A	N/A	N/A	
City of Naples	N/A	N/A	\$0.00	
City of Oakland Park	N/A	N/A	N/A	
City of Ocala	\$19,949.00	\$14,237.65	\$10,003.00	
City of Oviedo	N/A	\$0.00	\$0.00	
City of Plant City	\$339,783.61	\$4,462.00	\$9,886.00	
City of Pompano Beach	N/A	\$55,049.00	\$63,682.00	
City of Port Orange	\$0.00	\$29,744.00	\$1,845.00	
City of Port St. Lucie	N/A	N/A	\$21,879.18	
City of Tamarac	\$662.60	\$0.00	\$16,667.47	
City of Winter Park	N/A	N/A	\$1,036.35	
City of West Palm Beach	N/A	\$88,423.00	\$118,853.00	

**PI Group RM031 - County****Short Name** Total outstanding reserves for auto claims

**Description** Total dollars reserved for auto claims for indemnity, medical, legal, investigative and/or other claim expenses including administrative costs (include all allocated and unallocated loss expenses) reported as of 9/30 of the current data collection cycle. This information is gathered from the organization's Loss Runs from their insurance provider or third party administrator

Jurisdiction	2009/10	2010/11	2011/12	Current Collection Cycle Notes
	Value	Value	Value	
Brevard County	\$118,137.00	N/A	N/A	
Broward County	N/A	\$173,753.00	\$172,059.00	
Collier County	\$276,002.00	\$254,555.00	\$252,123.00	
Hillsborough County	\$695,781.00	N/A	\$1,235,507.00	
Leon County	\$36,673.00	\$27,180.66	\$1,457.00	Decrease reflects prior year claims having been resolved, settled or closed.
Marion County	\$304,986.00	\$432,505.00	\$175,792.00	
Martin County	\$117,743.00	\$2,401.00	\$5,000.00	

Jurisdiction	2009/10	2010/11	2011/12	Current Collection Cycle Notes
	Value	Value	Value	
Miami-Dade County	\$5,846,269.00	\$6,272,908.00	\$5,632,038.19	
Okaloosa County	\$4,727.77	\$10,500.00	\$19,800.00	
Orange County	\$129,757.00	\$187,872.93	\$994,767.65	The numbers for the past two years have only included reserves for claims that occurred during the current fiscal year, not all claims.
Pinellas County	\$89,474.00	\$83,195.00	\$50,872.91	
Polk County	\$597,675.59	\$4,920,000.95	N/A	
Seminole County	N/A	\$65,321.00	\$3,564.00	
TOHO Water Authority	N/A	\$0.00	\$0.00	

**PI Group** RM032 - City**Short Name** Total dollars recovered for workers compensation claims subrogated**Description** Total dollars recovered for workers compensation claims through claim reimbursements received by the public entity overall from stop loss/excess insurance coverage, state's Second Injury Trust Fund and other sources of recovery reported as of 9/30 of the current data collection cycle. This information is gathered from the organization's Loss Runs from their insurance provider or third party administrator

Jurisdiction	2009/10	2010/11	2011/12	Current Collection Cycle Notes
	Value	Value	Value	
City of Cape Coral	N/A	\$4,300.00	\$537,978.00	
City of Dunedin	N/A	\$0.00	N/A	
City of Fort Lauderdale	N/A	N/A	\$1,247,458.39	
City of Gainesville	N/A	\$5,072.47	\$1,322.50	
City of Lakeland	\$16,240.52	\$234,590.06	\$255,365.52	
City of Miramar	N/A	N/A	N/A	
City of Naples	N/A	N/A	\$0.00	
City of Oakland Park	N/A	N/A	N/A	
City of Ocala	\$7,481.00	\$252,807.00	\$0.00	
City of Oviedo	N/A	\$0.00	\$349.00	
City of Plant City	\$40,751.48	\$0.00	\$36,300.00	
City of Pompano Beach	N/A	N/A	N/A	
City of Port Orange	\$0.00	\$76,250.00	\$98,604.00	
City of Port St. Lucie	N/A	N/A	\$78.00	

Jurisdiction	2009/10	2010/11	2011/12	Current Collection Cycle Notes
	Value	Value	Value	
City of Tamarac	N/A	N/A	N/A	
City of Winter Park	N/A	N/A	\$0.00	
City of West Palm Beach	N/A	\$0.00	\$33,291.00	

**PI Group** RM032 - County**Short Name** Total dollars recovered for workers compensation claims subrogated**Description** Total dollars recovered for workers compensation claims through claim reimbursements received by the public entity overall from stop loss/excess insurance coverage, state's Second Injury Trust Fund and other sources of recovery reported as of 9/30 of the current data collection cycle. This information is gathered from the organization's Loss Runs from their insurance provider or third party administrator

Jurisdiction	2009/10	2010/11	2011/12	Current Collection Cycle Notes
	Value	Value	Value	
Brevard County	\$2,859.00	N/A	N/A	
Broward County	N/A	\$284,499.00	\$947,781.00	
Collier County	\$5,005.00	\$34,518.00	\$0.00	
Hillsborough County	\$1,226,889.00	\$1,715,438.00	N/A	
Leon County	\$40,910.00	\$16,521.00	\$64,717.00	
Marion County	\$10,268.00	\$154,410.00	\$70,165.00	
Martin County	\$253,338.00	\$295,521.00	\$295,521.00	
Miami-Dade County	\$555,668.00	\$972,384.00	\$332,636.92	
Okaloosa County	\$0.00	\$106,835.50	\$85,806.38	
Orange County	\$0.00	\$0.00	\$417,502.03	
Pinellas County	\$68,338.00	\$198,839.00	\$71,316.54	
Polk County	\$1,718,963.17	\$675,782.71	N/A	
Seminole County	N/A	\$3,458.00	\$12,587.00	
TOHO Water Authority	N/A	\$0.00	\$0.00	

**PI Group** RM033 - City**Short Name** Total dollars recovered for property claims subrogated**Description** Total dollars recovered for property claims through claim reimbursements received by the public entity overall from stop loss/excess insurance coverage and other sources of recovery reported as of 9/30 of the current data collection cycle. This information is gathered from the organization's Loss Runs from their insurance provider or third party administrator

Jurisdiction	2009/10	2010/11	2011/12	Current Collection Cycle Notes
	Value	Value	Value	
City of Cape Coral	N/A	\$0.00	\$0.00	
City of Dunedin	N/A	\$44,304.00	N/A	
City of Fort Lauderdale	\$57,059.98	\$90,998.91	\$49,925.29	
City of Gainesville	N/A	\$0.00	\$0.00	
City of Lakeland	\$24,913.18	\$40,047.30	N/A	Not reported due to inability to get correct data for this year
City of Miramar	N/A	N/A	N/A	
City of Naples	N/A	N/A	\$84,657.62	
City of Oakland Park	N/A	N/A	N/A	
City of Ocala	\$163,514.00	\$46,430.00	\$82,148.29	
City of Oviedo	N/A	\$0.00	\$0.00	
City of Plant City	\$0.00	\$0.00	\$11,282.00	
City of Pompano Beach	N/A	N/A	N/A	
City of Port Orange	\$0.00	\$0.00	\$0.00	
City of Port St. Lucie	N/A	N/A	N/A	
City of Tamarac	\$3,970.42	\$33,569.47	\$8,243.82	
City of Winter Park	N/A	N/A	\$0.00	
City of West Palm Beach	N/A	\$0.00	\$2,497.00	

**PI Group** RM033 - County**Short Name** Total dollars recovered for property claims subrogated**Description** Total dollars recovered for property claims through claim reimbursements received by the public entity overall from stop loss/excess insurance coverage and other sources of recovery reported as of 9/30 of the current data collection cycle. This information is gathered from the organization's Loss Runs from their insurance provider or third party administrator

Jurisdiction	2009/10	2010/11	2011/12	Current Collection Cycle Notes
	Value	Value	Value	
Brevard County	\$21,667.00	N/A	N/A	

Jurisdiction	2009/10	2010/11	2011/12	Current Collection Cycle Notes
	Value	Value	Value	
Broward County	N/A	\$2,092,954.00	\$333,071.00	
Collier County	\$0.00	\$270,545.00	\$226,552.00	
Hillsborough County	\$5,431.00	N/A	\$55,643.00	Number reported includes both property claims and general liability claims subrogated.
Leon County	\$0.00	\$0.00	\$0.00	
Marion County	\$277.00	\$136,983.00	\$52,500.00	
Martin County	\$112,330.00	N/A	N/A	
Miami-Dade County	N/A	N/A	N/A	
Okaloosa County	\$0.00	\$0.00	\$115,084.55	
Orange County	\$29,990.00	\$29,933.00	\$146,152.64	Includes first party property and auto liability claims.
Pinellas County	\$314,445.00	\$224,537.00	\$330,898.00	
Polk County	\$0.00	\$117,448.42	N/A	
Seminole County	N/A	\$21,001.00	\$0.00	
TOHO Water Authority	N/A	\$0.00	\$9,134.64	

**PI Group RM034 - City****Short Name** Total dollars recovered for general liability claims subrogated

**Description** Total dollars recovered for general liability claims through claim reimbursements received by the public entity overall from stop loss/excess insurance coverage and other sources of recovery reported as of 9/30 of the current data collection cycle. General liability includes premises liability (bodily injury), property damage, environmental exposures (State DEP, pollution coverage) and aviation exposures. This information is gathered from the organization's Loss Runs from their insurance provider or third party administrator

Jurisdiction	2009/10	2010/11	2011/12	Current Collection Cycle Notes
	Value	Value	Value	
City of Cape Coral	N/A	\$0.00	\$93,259.00	
City of Dunedin	N/A	N/A	N/A	
City of Fort Lauderdale	\$0.00	\$0.00	\$0.00	
City of Gainesville	N/A	\$0.00	\$0.00	
City of Lakeland	\$0.00	\$0.00	N/A	
City of Miramar	N/A	N/A	N/A	
City of Naples	N/A	N/A	\$0.00	
City of Oakland Park	N/A	N/A	N/A	

Jurisdiction	2009/10	2010/11	2011/12	Current Collection Cycle Notes
	Value	Value	Value	
City of Ocala	\$16,530.00	\$275.00	\$0.00	
City of Oviedo	N/A	\$0.00	\$0.00	
City of Plant City	\$1,369.33	\$915.00	\$0.00	
City of Pompano Beach	N/A	N/A	N/A	
City of Port Orange	\$0.00	\$0.00	\$0.00	
City of Port St. Lucie	N/A	N/A	\$0.00	
City of Tamarac	N/A	N/A	N/A	
City of Winter Park	N/A	N/A	\$0.00	
City of West Palm Beach	N/A	\$0.00	\$4,871.00	

**PI Group** RM034 - County

**Short Name** Total dollars recovered for general liability claims subrogated

**Description** Total dollars recovered for general liability claims through claim reimbursements received by the public entity overall from stop loss/excess insurance coverage and other sources of recovery reported as of 9/30 of the current data collection cycle. General liability includes premises liability (bodily injury), property damage, environmental exposures (State DEP, pollution coverage) and aviation exposures. This information is gathered from the organization's Loss Runs from their insurance provider or third party administrator

Jurisdiction	2009/10	2010/11	2011/12	Current Collection Cycle Notes
	Value	Value	Value	
Brevard County	\$0.00	N/A	N/A	
Broward County	N/A	\$923,413.00	\$0.00	
Collier County	\$0.00	\$0.00	\$0.00	
Hillsborough County	\$0.00	N/A	\$55.00	Number reported includes both property claims and general liability claims subrogated.
Leon County	\$0.00	\$0.00	\$0.00	
Marion County	\$0.00	\$0.00	\$136,739.00	
Martin County	\$0.00	\$0.00	\$0.00	
Miami-Dade County	\$5,257.00	\$51,483.00	N/A	Breakdown Not Available
Okaloosa County	\$0.00	\$0.00	\$0.00	
Orange County	\$0.00	\$0.00	\$10,000.00	
Pinellas County	\$0.00	\$2,239.00	\$2,770.28	
Polk County	\$111,853.56	\$39,984.97	N/A	

Jurisdiction	2009/10	2010/11	2011/12	Current Collection Cycle Notes
	Value	Value	Value	
Seminole County	N/A	\$0.00	\$0.00	
TOHO Water Authority	N/A	\$0.00	\$0.00	

**PI Group RM035 - City**

**Short Name** Total dollars recovered for professional and public officials liability claims subrogated

**Description** Total dollars recovered for professional and public officials liability claims to include Employment Practices Liability, Public Officials Liability and Law Enforcement Liability claims. Claim reimbursements include funds received by the public entity from stop loss/excess insurance coverage and other sources of recovery reported as of 9/30 of the current data collection cycle. This information is gathered from the organization's Loss Runs from their insurance provider or third party administrator

Jurisdiction	2009/10	2010/11	2011/12	Current Collection Cycle Notes
	Value	Value	Value	
City of Cape Coral	N/A	\$0.00	\$0.00	
City of Dunedin	N/A	\$0.00	N/A	
City of Fort Lauderdale	\$0.00	\$0.00	\$0.00	
City of Gainesville	N/A	\$0.00	\$0.00	
City of Lakeland	N/A	N/A	\$0.00	
City of Miramar	N/A	N/A	N/A	
City of Naples	N/A	N/A	\$0.00	
City of Oakland Park	N/A	N/A	N/A	
City of Ocala	\$0.00	\$0.00	\$0.00	
City of Oviedo	N/A	\$0.00	\$0.00	
City of Plant City	\$0.00	\$0.00	\$0.00	
City of Pompano Beach	N/A	N/A	N/A	
City of Port Orange	\$0.00	\$0.00	\$0.00	
City of Port St. Lucie	N/A	N/A	\$0.00	
City of Tamarac	\$0.00	N/A	N/A	
City of Winter Park	N/A	N/A	\$0.00	
City of West Palm Beach	N/A	\$0.00	\$0.00	

**PI Group RM035 - County****Short Name** Total dollars recovered for professional and public officials liability claims subrogated**Description** Total dollars recovered for professional and public officials liability claims to include Employment Practices Liability, Public Officials Liability and Law Enforcement Liability claims. Claim reimbursements include funds received by the public entity from stop loss/excess insurance coverage and other sources of recovery reported as of 9/30 of the current data collection cycle. This information is gathered from the organization's Loss Runs from their insurance provider or third party administrator

Jurisdiction	2009/10	2010/11	2011/12	Current Collection Cycle Notes
	Value	Value	Value	
Brevard County	\$0.00	N/A	N/A	
Broward County	N/A	N/A	\$0.00	
Collier County	\$0.00	\$0.00	\$0.00	
Hillsborough County	\$65,989.00	\$0.00	\$0.00	
Leon County	\$0.00	\$0.00	\$0.00	
Marion County	\$0.00	\$0.00	\$0.00	
Martin County	\$0.00	\$0.00	\$0.00	
Miami-Dade County	\$0.00	\$147.00	N/A	Breakdown Not Available
Okaloosa County	\$0.00	\$0.00	\$51,535.05	
Orange County	\$0.00	\$0.00	\$40.00	
Pinellas County	\$0.00	\$0.00	\$0.00	
Polk County	\$0.00	N/A	N/A	
Seminole County	N/A	\$0.00	\$0.00	
TOHO Water Authority	N/A	\$0.00	\$0.00	

**PI Group RM036 - City****Short Name** Total dollars recovered for auto claims subrogated**Description** Total dollars recovered for auto claims through claim reimbursements received by the public entity overall from stop loss/excess insurance coverage and other sources of recovery reported as of 9/30 of the current data collection cycle. This information is gathered from the organization's Loss Runs from their insurance provider or third party administrator

Jurisdiction	2009/10	2010/11	2011/12	Current Collection Cycle Notes
	Value	Value	Value	
City of Cape Coral	N/A	\$177,828.00	\$0.00	
City of Dunedin	N/A	\$0.00	N/A	
City of Fort Lauderdale	\$156,948.18	\$78,030.34	\$76,777.67	

Jurisdiction	2009/10	2010/11	2011/12	Current Collection Cycle Notes
	Value	Value	Value	
City of Gainesville	N/A	\$0.00	\$810.00	
City of Lakeland	\$20,156.11	\$38,827.04	\$10,198.29	
City of Miramar	N/A	N/A	N/A	
City of Naples	N/A	N/A	\$0.00	
City of Oakland Park	N/A	N/A	N/A	
City of Ocala	\$21,070.00	\$15,846.00	\$48,017.54	
City of Oviedo	N/A	\$0.00	\$0.00	
City of Plant City	\$14,558.71	\$8,437.00	\$9,212.00	
City of Pompano Beach	N/A	N/A	N/A	
City of Port Orange	\$0.00	\$0.00	\$0.00	
City of Port St. Lucie	N/A	N/A	N/A	
City of Tamarac	\$2,754.33	\$2,609.84	\$5,050.67	
City of Winter Park	N/A	N/A	\$0.00	
City of West Palm Beach	N/A	\$2,358.00	\$18,280.00	

**PI Group** RM036 - County**Short Name** Total dollars recovered for auto claims subrogated

**Description** Total dollars recovered for auto claims through claim reimbursements received by the public entity overall from stop loss/excess insurance coverage and other sources of recovery reported as of 9/30 of the current data collection cycle. This information is gathered from the organization's Loss Runs from their insurance provider or third party administrator

Jurisdiction	2009/10	2010/11	2011/12	Current Collection Cycle Notes
	Value	Value	Value	
Brevard County	\$8,871.00	N/A	N/A	
Broward County	N/A	\$63,221.00	\$26,772.00	
Collier County	\$173,615.00	\$60,401.00	\$50,641.00	
Hillsborough County	\$212,774.00	N/A	\$80,247.00	
Leon County	\$32,504.00	\$13,500.00	\$30,570.00	
Marion County	\$36,264.29	\$131,637.00	\$7,732.00	
Martin County	\$0.00	\$0.00	\$0.00	
Miami-Dade County	\$19,548.00	\$15,993.00	N/A	Breakdown Not Available

Jurisdiction	2009/10	2010/11	2011/12	Current Collection Cycle Notes
	Value	Value	Value	
Okaloosa County	\$0.00	\$828.80	\$828.80	
Orange County	\$0.00	\$0.00	\$0.00	
Pinellas County	\$54,333.00	\$10,915.00	\$8,495.17	
Polk County	\$147,958.45	\$232,267.58	N/A	
Seminole County	N/A	\$1,211.00	\$0.00	
TOHO Water Authority	N/A	\$8,332.13	\$8,796.84	

**PI Group** RM037 - City**Short Name** Premium for workers compensation insurance**Description** Cost of workers compensation insurance for the most recent policy renewal.

Jurisdiction	2009/10	2010/11	2011/12	Current Collection Cycle Notes
	Value	Value	Value	
City of Cape Coral	N/A	\$297,131.00	\$296,711.00	
City of Dunedin	N/A	\$78,596.00	N/A	
City of Fort Lauderdale	\$418,454.00	\$327,240.00	\$328,212.00	
City of Gainesville	N/A	N/A	N/A	
City of Lakeland	\$110,144.27	\$399,146.00	\$376,347.00	
City of Miramar	N/A	N/A	N/A	
City of Naples	N/A	N/A	\$183,014.00	
City of Oakland Park	N/A	N/A	\$210,469.00	
City of Ocala	\$127,957.00	N/A	\$118,000.00	
City of Oviedo	N/A	\$432,526.00	\$380,605.00	
City of Plant City	\$118,770.00	\$118,798.00	\$99,444.00	
City of Pompano Beach	N/A	\$33,219.00	\$32,983.00	
City of Port Orange	\$254,772.00	\$225,142.00	\$232,927.00	
City of Port St. Lucie	N/A	N/A	\$1,571,514.00	
City of Tamarac	\$306,210.00	\$261,749.00	\$297,319.00	
City of Winter Park	N/A	N/A	\$143,844.00	
City of West Palm Beach	N/A	\$272,250.00	\$265,000.00	

**PI Group** RM037 - County**Short Name** Premium for workers compensation insurance**Description** Cost of workers compensation insurance for the most recent policy renewal.

Jurisdiction	2009/10	2010/11	2011/12	Current Collection Cycle Notes
	Value	Value	Value	
Brevard County	\$443,684.00	N/A	N/A	
Broward County	N/A	\$9,809,530.00	\$7,626,720.00	
Collier County	\$168,397.00	\$127,596.00	\$115,970.00	
Hillsborough County	\$0.00	N/A	\$559,176.00	
Leon County	\$139,150.00	\$139,493.00	\$109,698.00	
Marion County	\$0.00	\$184,815.00	\$195,904.00	
Martin County	\$640,661.00	\$1,539,168.00	\$1,624,767.00	
Miami-Dade County	N/A	N/A	N/A	
Okaloosa County	\$177,986.00	\$141,230.00	\$142,920.00	
Orange County	\$288,685.00	\$372,435.00	\$405,450.00	
Pinellas County	\$480,000.00	\$360,000.00	\$243,120.00	
Polk County	\$225,547.00	\$225,547.00	N/A	
Seminole County	N/A	\$170,599.00	\$227,528.00	Excess workers Comp
TOHO Water Authority	N/A	\$56,286.00	\$33,715.00	

**PI Group** RM038 - City**Short Name** Premium for property insurance**Description** Cost of property insurance for the most recent policy renewal.

Jurisdiction	2009/10	2010/11	2011/12	Current Collection Cycle Notes
	Value	Value	Value	
City of Cape Coral	N/A	\$1,416,915.00	\$142,262,920.00	
City of Dunedin	N/A	\$751,935.00	N/A	
City of Fort Lauderdale	\$2,017,602.00	\$2,112,724.00	\$2,166,952.00	
City of Gainesville	N/A	N/A	N/A	
City of Lakeland	\$2,286,603.00	\$2,524,081.99	\$2,769,388.08	
City of Miramar	N/A	N/A	N/A	

Jurisdiction	2009/10	2010/11	2011/12	Current Collection Cycle Notes
	Value	Value	Value	
City of Naples	N/A	N/A	\$798,204.00	
City of Oakland Park	N/A	N/A	\$251,644.00	
City of Ocala	\$659,860.00	N/A	\$663,000.00	
City of Oviedo	N/A	\$283,692.00	\$336,727.00	
City of Plant City	\$136,374.00	\$213,583.00	\$201,504.00	
City of Pompano Beach	N/A	\$815,969.00	\$874,028.00	
City of Port Orange	\$460,514.00	\$472,774.00	\$495,828.00	
City of Port St. Lucie	N/A	N/A	\$1,981,523.00	
City of Tamarac	\$290,118.00	\$370,218.00	\$337,804.00	
City of Winter Park	N/A	N/A	\$294,663.00	
City of West Palm Beach	N/A	\$1,858,363.00	\$1,619,662.00	

**PI Group** RM038 - County**Short Name** Premium for property insurance**Description** Cost of property insurance for the most recent policy renewal.

Jurisdiction	2009/10	2010/11	2011/12	Current Collection Cycle Notes
	Value	Value	Value	
Brevard County	\$1,898,548.00	N/A	N/A	
Broward County	N/A	\$19,890,010.00	\$25,753,612.00	
Collier County	\$3,430,400.00	\$3,145,000.00	\$3,560,000.00	
Hillsborough County	\$6,473,310.00	\$6,597,652.00	\$7,838,277.00	
Leon County	\$611,115.00	\$748,698.00	\$560,419.00	
Marion County	\$808,225.00	\$1,101,549.00	\$1,372,566.00	
Martin County	\$1,874,504.00	\$1,975,513.00	\$1,938,555.00	
Miami-Dade County	N/A	N/A	N/A	
Okaloosa County	\$1,059,320.00	\$798,853.29	\$940,652.67	
Orange County	\$3,498,459.00	\$4,250,748.00	\$4,430,745.00	
Pinellas County	\$3,015,068.00	\$6,054,643.00	\$6,201,351.85	
Polk County	N/A	N/A	N/A	
Seminole County	N/A	\$821,821.00	\$1,004,600.00	Excess property

Jurisdiction	2009/10	2010/11	2011/12	Current Collection Cycle Notes
	Value	Value	Value	
TOHO Water Authority	N/A	\$263,911.20	\$273,732.26	

**PI Group** RM039 - City**Short Name** Premium for general, professional and public officials liability insurance**Description** Cost of general liability insurance for the most recent policy renewal.

Jurisdiction	2009/10	2010/11	2011/12	Current Collection Cycle Notes
	Value	Value	Value	
City of Cape Coral	N/A	\$348,879.00	\$321,245.00	
City of Dunedin	N/A	\$101,447.00	N/A	
City of Fort Lauderdale	\$245,504.00	\$208,641.00	\$194,229.00	
City of Gainesville	N/A	N/A	N/A	
City of Lakeland	\$816.89	\$107.60	\$107.00	
City of Miramar	N/A	N/A	N/A	
City of Naples	N/A	N/A	\$139,489.00	
City of Oakland Park	N/A	N/A	\$151,976.00	
City of Ocala	N/A	N/A	\$154,000.00	
City of Oviedo	N/A	\$99,235.00	\$160,129.00	
City of Plant City	\$280,017.00	\$260,015.00	\$245,174.00	
City of Pompano Beach	N/A	\$163,093.00	\$163,093.00	
City of Port Orange	\$242,785.00	\$253,633.00	\$258,706.00	
City of Port St. Lucie	N/A	N/A	\$371,233.00	
City of Tamarac	\$271,044.00	\$251,529.00	\$249,910.00	
City of Winter Park	N/A	N/A	\$198,615.00	
City of West Palm Beach	N/A	\$11,508.00	\$219,315.00	

**PI Group** RM039 - County**Short Name** Premium for general, professional and public officials liability insurance**Description** Cost of general liability insurance for the most recent policy renewal.

Jurisdiction	2009/10	2010/11	2011/12	Current Collection Cycle Notes
	Value	Value	Value	
Brevard County	\$486,204.00	N/A	N/A	
Broward County	N/A	\$982,770.00	\$1,485,840.00	
Collier County	\$219,319.00	\$165,664.00	\$551,485.00	
Hillsborough County	\$527,360.00	\$530,250.00	\$0.00	
Leon County	\$245,591.00	\$375,586.00	\$208,525.00	
Marion County	\$0.00	\$64,386.00	\$86,600.00	
Martin County	\$431,816.00	\$393,314.00	\$420,969.00	
Miami-Dade County	N/A	N/A	N/A	
Okaloosa County	\$0.00	\$40,717.00	\$102,450.00	
Orange County	\$392,500.00	\$292,500.00	\$292,500.00	
Pinellas County	\$81,502.00	\$389,897.00	\$375,891.80	
Polk County	\$656,299.00	N/A	N/A	
Seminole County	N/A	\$715,000.00	\$629,314.00	
TOHO Water Authority	N/A	\$0.00	\$19,593.00	

**PI Group** RM040 - City**Short Name** Premium for auto insurance**Description** Cost of auto insurance for the most recent policy renewal.

Jurisdiction	2009/10	2010/11	2011/12	Current Collection Cycle Notes
	Value	Value	Value	
City of Cape Coral	N/A	\$33,168.00	\$33,168.00	
City of Dunedin	N/A	\$38,070.00	N/A	
City of Fort Lauderdale	\$0.00	\$0.00	\$0.00	
City of Gainesville	N/A	N/A	N/A	
City of Lakeland	N/A	N/A	N/A	
City of Miramar	N/A	N/A	N/A	

Jurisdiction	2009/10	2010/11	2011/12	Current Collection Cycle Notes
	Value	Value	Value	
City of Naples	N/A	N/A	\$67,707.00	
City of Oakland Park	N/A	N/A	\$85,682.00	
City of Ocala	\$24,000.00	N/A	\$26,500.00	
City of Oviedo	N/A	\$266,096.00	\$116,906.00	
City of Plant City	\$186,954.00	\$192,375.00	\$202,070.00	
City of Pompano Beach	N/A	N/A	N/A	
City of Port Orange	\$77,644.00	\$68,600.00	\$89,065.00	
City of Port St. Lucie	N/A	N/A	\$170,454.00	
City of Tamarac	\$106,897.00	\$102,258.00	\$98,628.00	
City of Winter Park	N/A	N/A	\$73,972.00	
City of West Palm Beach	N/A	\$0.00	\$0.00	

**PI Group** RM040 - County**Short Name** Premium for auto insurance**Description** Cost of auto insurance for the most recent policy renewal.

Jurisdiction	2009/10	2010/11	2011/12	Current Collection Cycle Notes
	Value	Value	Value	
Brevard County	\$178,543.00	N/A	N/A	
Broward County	N/A	\$315,930.00	\$362,260.00	
Collier County	\$109,199.00	\$100,649.00	\$101,512.00	
Hillsborough County	\$0.00	N/A	\$0.00	
Leon County	\$100,966.00	\$140,021.00	\$161,758.00	
Marion County	\$0.00	\$97,660.00	\$142,735.00	
Martin County	\$192,916.00	\$196,626.00	\$172,377.00	
Miami-Dade County	N/A	N/A	N/A	
Okaloosa County	\$0.00	\$128,261.00	\$88,420.00	
Orange County	\$392,500.00	\$292,500.00	\$292,500.00	
Pinellas County	\$49,257.00	\$110,001.00	\$121,560.00	
Polk County	N/A	N/A	N/A	
Seminole County	N/A	N/A	\$0.00	Included in co.sem.rm039

Jurisdiction	2009/10	2010/11	2011/12	Current Collection Cycle Notes
	Value	Value	Value	
TOHO Water Authority	N/A	\$12,532.00	\$19,359.00	

**PI Group** RM041f - City**Short Name** The total number of new (arising) workers compensation claims**Description** The total number of incidents resulting in a workers compensation claim from an occurrence in the fiscal year ending 9/30 of the current data collection cycle. This information is gathered from the organization's Loss Runs from their insurance provider or third party administrator**Formula** (rm013 + rm014)

Jurisdiction	2009/10	2010/11	2011/12	Current Collection Cycle Notes
	Value	Value	Value	
City of Cape Coral	N/A	205	206	
City of Dunedin	N/A	10	N/A	
City of Fort Lauderdale	372	361	327	
City of Gainesville	N/A	239	276	
City of Lakeland	174	174	197	
City of Miramar	N/A	N/A	N/A	
City of Naples	N/A	N/A	44	
City of Oakland Park	N/A	N/A	507	
City of Ocala	228	79	82	
City of Oviedo	N/A	10	14	
City of Plant City	48	38	40	
City of Pompano Beach	N/A	102	121	
City of Port Orange	29	38	40	
City of Port St. Lucie	N/A	N/A	81	
City of Tamarac	34	32	34	
City of Winter Park	N/A	N/A	39	
City of West Palm Beach	N/A	143	157	

**PI Group** RM041f - County**Short Name** The total number of new (arising) workers compensation claims**Description** The total number of incidents resulting in a workers compensation claim from an occurrence in the fiscal year ending 9/30 of the current data collection cycle. This information is gathered from the organization's Loss Runs from their insurance provider or third party administrator**Formula** (rm013 + rm014)

Jurisdiction	2009/10	2010/11	2011/12	Current Collection Cycle Notes
	Value	Value	Value	
Brevard County	474	N/A	N/A	
Broward County	N/A	495	466	
Collier County	144	122	136	
Hillsborough County	485	430	N/A	
Leon County	112	128	140	
Marion County	405	221	417	
Martin County	102	86	69	
Miami-Dade County	2,720	2,770	2,607	
Okaloosa County	45	57	58	
Orange County	1,005	965	813	
Pinellas County	461	360	424	
Polk County	464	463	N/A	
Seminole County	N/A	110	125	
TOHO Water Authority	N/A	16	19	

**PI Group** RM042f - City**Short Name** Total dollar value of workers compensation claims**Description** Total dollars paid on workers compensation claims for indemnity, medical, legal, investigative and/or other claim expenses including administrative costs (include all allocated and unallocated loss expenses) from all claims regardless of the date of occurrence, paid in the fiscal year ending 9/30 of the current data collection cycle. This information is gathered from the organization's Loss Runs from their insurance provider or third party administrator**Formula** (rm020 + rm021)

Jurisdiction	2009/10	2010/11	2011/12	Current Collection Cycle Notes
	Value	Value	Value	
City of Cape Coral	N/A	\$490,243.00	\$575,026.00	
City of Dunedin	N/A	\$10,183.00	N/A	

Jurisdiction	2009/10	2010/11	2011/12	Current Collection Cycle Notes
	Value	Value	Value	
City of Fort Lauderdale	\$3,423,189.00	\$3,667,586.00	\$4,667,232.00	
City of Gainesville	N/A	\$989,831.72	\$537,344.48	
City of Lakeland	\$696,167.67	\$690,505.70	\$631,943.41	
City of Miramar	N/A	N/A	N/A	
City of Naples	N/A	N/A	\$148,275.58	
City of Oakland Park	N/A	N/A	\$370,612.00	
City of Ocala	\$186,306.00	\$1,147,041.87	\$1,095,068.00	
City of Oviedo	N/A	\$0.00	\$158,196.00	
City of Plant City	\$193,377.00	\$68,984.00	\$56,288.00	
City of Pompano Beach	N/A	\$1,698,253.78	\$1,719,633.04	
City of Port Orange	\$257,144.00	\$88,803.00	\$130,326.00	
City of Port St. Lucie	N/A	N/A	\$377,634.06	
City of Tamarac	\$34,449.04	\$62,725.26	\$119,754.71	
City of Winter Park	N/A	N/A	\$188,581.02	
City of West Palm Beach	N/A	\$448,731.00	\$1,723,200.00	

**PI Group** RM042f - County**Short Name** Total dollar value of workers compensation claims

**Description** Total dollars paid on workers compensation claims for indemnity, medical, legal, investigative and/or other claim expenses including administrative costs (include all allocated and unallocated loss expenses) from all claims regardless of the date of occurrence, paid in the fiscal year ending 9/30 of the current data collection cycle. This information is gathered from the organization's Loss Runs from their insurance provider or third party administrator

**Formula** (rm020 + rm021)

Jurisdiction	2009/10	2010/11	2011/12	Current Collection Cycle Notes
	Value	Value	Value	
Brevard County	\$6,682,266.00	N/A	N/A	
Broward County	N/A	\$5,325,796.00	\$2,603,929.00	
Collier County	\$248,017.00	\$390,285.00	\$140,313.00	
Hillsborough County	\$5,592,795.00	N/A	\$5,540,378.00	
Leon County	\$605,574.00	\$631,287.00	\$363,565.00	
Marion County	\$3,288,134.00	\$2,235,734.00	\$1,591,819.00	

Jurisdiction	2009/10	2010/11	2011/12	Current Collection Cycle Notes
	Value	Value	Value	
Martin County	\$1,113,391.00	\$443,363.00	\$261,799.94	
Miami-Dade County	\$40,354,367.00	\$46,684,998.00	\$42,699,427.33	
Okaloosa County	\$161,270.19	\$188,229.83	\$1,182,999.62	
Orange County	\$5,491,181.00	\$6,509,656.00	\$7,248,976.79	
Pinellas County	\$5,046,021.00	\$5,991,223.00	\$4,853,603.25	
Polk County	\$54,655,711.89	\$939,237.38	N/A	
Seminole County	N/A	\$653,537.00	\$513,206.00	
TOHO Water Authority	N/A	\$15,330.78	\$137,839.43	

**PI Group RM043f - City****Short Name** Total Insured Values (TIV)**Description** Total value of licensed vehicles in fleet + Total insured value of buildings/structures and contents (real and personal property) + Total insured value of other assets as of 9/30 of the current data collection cycle.**Formula** (rm010 + rm011+ rm012)

Jurisdiction	2009/10	2010/11	2011/12	Current Collection Cycle Notes
	Value	Value	Value	
City of Cape Coral	N/A	\$240,713,748.00	\$359,204,907.00	
City of Dunedin	N/A	\$156,700,000.00	N/A	
City of Fort Lauderdale	\$439,957,920.00	\$451,118,230.00	\$589,876,631.00	
City of Gainesville	N/A	N/A	N/A	
City of Lakeland	N/A	N/A	\$1,957,167,321.08	
City of Miramar	N/A	N/A	N/A	
City of Naples	N/A	N/A	\$114,779,214.00	
City of Oakland Park	N/A	N/A	\$51,637,456.00	
City of Ocala	\$282,738,027.00	\$274,915,145.00	\$258,305,051.00	
City of Oviedo	N/A	\$84,567,595.00	\$85,877,046.00	
City of Plant City	\$68,438,732.00	\$52,496,409.00	\$69,999,499.00	
City of Pompano Beach	N/A	N/A	N/A	
City of Port Orange	\$135,242,136.00	\$130,705,723.00	\$131,940,752.00	

Jurisdiction	2009/10	2010/11	2011/12	Current Collection Cycle Notes
	Value	Value	Value	
City of Port St. Lucie	N/A	N/A	\$317,244,953.00	
City of Tamarac	\$73,325,662.00	\$85,760,013.00	\$81,951,158.00	
City of Winter Park	N/A	N/A	N/A	
City of West Palm Beach	N/A	\$545,365,918.00	\$549,213,176.00	

**PI Group** RM043f - County**Short Name** Total Insured Values (TIV)**Description** Total value of licensed vehicles in fleet + Total insured value of buildings/structures and contents (real and personal property) + Total insured value of other assets as of 9/30 of the current data collection cycle.**Formula** (rm010 + rm011+ rm012)

Jurisdiction	2009/10	2010/11	2011/12	Current Collection Cycle Notes
	Value	Value	Value	
Brevard County	\$700,572,001.00	N/A	N/A	
Broward County	N/A	N/A	N/A	
Collier County	\$892,144,294.00	\$879,043,540.00	\$884,643,483.53	
Hillsborough County	\$2,337,873,584.00	\$2,345,748,707.00	N/A	
Leon County	\$308,200,383.00	\$337,810,156.00	\$352,430,972.00	
Marion County	\$521,204,230.00	\$539,744,935.00	\$524,628,025.00	
Martin County	\$508,793,884.00	\$575,043,324.00	\$545,460,017.00	
Miami-Dade County	N/A	N/A	N/A	
Okaloosa County	\$161,611,040.00	\$238,532,208.00	\$249,653,137.00	
Orange County	\$3,578,873,702.00	\$3,639,250,000.00	\$3,838,669,213.00	
Pinellas County	N/A	N/A	N/A	
Polk County	N/A	N/A	N/A	
Seminole County	N/A	\$544,963,908.00	\$601,509,167.00	
TOHO Water Authority	N/A	N/A	N/A	

**PI Group** RM044f - City**Short Name** Paid Claims**Description** Total dollar value of paid claims in the fiscal year ending 9/30 of the current data collection cycle.**Formula** (rm023 + rm024 + rm025 + rm026 + rm042f)

Jurisdiction	2009/10	2010/11	2011/12	Current Collection Cycle Notes
	Value	Value	Value	
City of Cape Coral	N/A	\$556,757.00	\$663,973.00	
City of Dunedin	N/A	\$87,003.00	N/A	
City of Fort Lauderdale	\$6,781,035.00	\$6,883,552.00	\$7,928,450.00	
City of Gainesville	N/A	\$1,181,877.72	\$898,426.69	
City of Lakeland	\$1,205,126.69	\$1,058,802.66	N/A	
City of Miramar	N/A	N/A	N/A	
City of Naples	N/A	N/A	\$406,826.19	
City of Oakland Park	N/A	N/A	\$659,010.00	
City of Ocala	\$728,301.00	\$1,721,963.00	\$1,442,896.00	
City of Oviedo	N/A	\$87,226.91	\$235,671.00	
City of Plant City	\$381,481.00	\$146,046.00	\$170,610.00	
City of Pompano Beach	N/A	N/A	N/A	
City of Port Orange	\$306,617.00	\$137,124.00	\$258,063.00	
City of Port St. Lucie	N/A	N/A	N/A	
City of Tamarac	\$106,660.14	\$139,431.09	\$316,809.91	
City of Winter Park	N/A	N/A	\$255,401.61	
City of West Palm Beach	N/A	\$799,063.00	\$1,896,023.00	

**PI Group** RM044f - County**Short Name** Paid Claims**Description** Total dollar value of paid claims in the fiscal year ending 9/30 of the current data collection cycle.**Formula** (rm023 + rm024 + rm025 + rm026 + rm042f)

Jurisdiction	2009/10	2010/11	2011/12	Current Collection Cycle Notes
	Value	Value	Value	
Brevard County	\$6,966,400.00	N/A	N/A	
Broward County	N/A	N/A	\$3,523,658.00	

Jurisdiction	2009/10	2010/11	2011/12	Current Collection Cycle Notes
	Value	Value	Value	
Collier County	\$989,189.00	\$1,003,210.00	\$799,599.00	
Hillsborough County	\$7,308,473.00	N/A	N/A	
Leon County	\$739,232.00	\$780,644.00	\$536,793.88	
Marion County	\$5,166,264.00	\$2,974,255.00	\$4,955,811.00	
Martin County	\$1,608,450.00	\$1,094,912.00	N/A	
Miami-Dade County	N/A	N/A	N/A	
Okaloosa County	N/A	\$549,273.17	\$1,414,992.74	
Orange County	\$7,511,992.00	\$8,726,920.00	\$10,322,193.65	
Pinellas County	\$5,935,823.00	\$6,899,437.00	\$5,592,327.20	
Polk County	\$56,097,706.07	N/A	N/A	
Seminole County	N/A	\$859,287.00	\$713,874.00	
TOHO Water Authority	N/A	\$396,827.78	\$663,971.77	

**PI Group** RM045f - City**Short Name** Outstanding Reserves**Description** Total dollar value of outstanding reserves reported as of 9/30 of the current data collection cycle.**Formula** (rm027 + rm028 + rm029 + rm030 + rm031)

Jurisdiction	2009/10	2010/11	2011/12	Current Collection Cycle Notes
	Value	Value	Value	
City of Cape Coral	N/A	\$622,120.00	\$587,479.00	
City of Dunedin	N/A	N/A	N/A	
City of Fort Lauderdale	\$26,850,558.42	\$25,228,818.73	\$24,749,758.59	
City of Gainesville	N/A	\$1,887,951.37	\$2,639,963.83	
City of Lakeland	N/A	N/A	N/A	
City of Miramar	N/A	N/A	N/A	
City of Naples	N/A	N/A	\$213,278.47	
City of Oakland Park	N/A	N/A	N/A	
City of Ocala	\$254,856.00	N/A	\$450,402.00	
City of Oviedo	N/A	N/A	\$986,480.00	
City of Plant City	\$745,625.35	\$128,472.00	\$123,979.00	

Jurisdiction	2009/10	2010/11	2011/12	Current Collection Cycle Notes
	Value	Value	Value	
City of Pompano Beach	N/A	N/A	N/A	
City of Port Orange	\$218,549.00	\$224,849.00	\$175,036.00	
City of Port St. Lucie	N/A	N/A	\$763,390.69	
City of Tamarac	\$270,074.90	\$242,272.78	\$193,912.17	
City of Winter Park	N/A	N/A	\$68,433.99	
City of West Palm Beach	N/A	\$723,139.00	\$1,164,152.00	

**PI Group** RM045f - County**Short Name** Outstanding Reserves**Description** Total dollar value of outstanding reserves reported as of 9/30 of the current data collection cycle.**Formula** (rm027 + rm028 + rm029 + rm030 + rm031)

Jurisdiction	2009/10	2010/11	2011/12	Current Collection Cycle Notes
	Value	Value	Value	
Brevard County	\$4,067,226.00	N/A	N/A	
Broward County	N/A	N/A	\$20,134,396.00	
Collier County	\$715,242.00	\$715,263.00	\$770,476.00	
Hillsborough County	\$17,365,541.00	N/A	\$20,024,819.00	
Leon County	\$413,381.00	\$417,341.66	\$420,871.00	
Marion County	\$1,169,242.00	\$8,202,089.00	\$7,108,102.00	
Martin County	\$5,353,175.00	\$4,120,845.00	N/A	
Miami-Dade County	N/A	N/A	N/A	
Okaloosa County	\$280,611.12	\$1,506,261.26	\$1,348,328.73	
Orange County	\$3,153,551.00	\$3,755,189.64	\$22,154,428.41	The numbers for the past two years have only included reserves for claims that occurred during the current fiscal year, not all claims.
Pinellas County	\$12,156,011.00	\$10,380,218.00	N/A	
Polk County	\$7,630,716.42	N/A	N/A	
Seminole County	N/A	\$321,324.00	\$471,697.00	
TOHO Water Authority	N/A	\$0.00	\$0.00	

**PI Group** RM046f - City**Short Name** Claim Recoveries

**Description** Total dollar value of claim recoveries in the fiscal year ending 9/30 of the current data collection cycle.

**Formula** (rm032 + rm033 + rm034 + rm035 + rm036)

Jurisdiction	2009/10	2010/11	2011/12	Current Collection Cycle Notes
	Value	Value	Value	
City of Cape Coral	N/A	\$182,128.00	\$631,237.00	
City of Dunedin	N/A	N/A	N/A	
City of Fort Lauderdale	N/A	N/A	\$1,374,161.35	
City of Gainesville	N/A	\$5,072.47	\$2,132.50	
City of Lakeland	N/A	N/A	N/A	
City of Miramar	N/A	N/A	N/A	
City of Naples	N/A	N/A	\$84,657.62	
City of Oakland Park	N/A	N/A	N/A	
City of Ocala	\$208,595.00	\$315,358.00	\$130,165.83	
City of Oviedo	N/A	N/A	\$349.00	
City of Plant City	\$56,679.52	\$9,352.00	\$56,794.00	
City of Pompano Beach	N/A	N/A	N/A	
City of Port Orange	\$0.00	\$76,250.00	\$98,604.00	
City of Port St. Lucie	N/A	N/A	N/A	
City of Tamarac	N/A	N/A	N/A	
City of Winter Park	N/A	N/A	\$0.00	
City of West Palm Beach	N/A	\$2,358.00	\$58,939.00	

**PI Group** RM046f - County

**Short Name** Claim Recoveries

**Description** Total dollar value of claim recoveries in the fiscal year ending 9/30 of the current data collection cycle.

**Formula** (rm032 + rm033 + rm034 + rm035 + rm036)

Jurisdiction	2009/10	2010/11	2011/12	Current Collection Cycle Notes
	Value	Value	Value	
Brevard County	\$33,397.00	N/A	N/A	
Broward County	N/A	N/A	\$1,307,624.00	
Collier County	\$178,620.00	\$365,464.00	\$277,193.00	

Jurisdiction	2009/10	2010/11	2011/12	Current Collection Cycle Notes
	Value	Value	Value	
Hillsborough County	\$1,511,083.00	N/A	N/A	
Leon County	\$73,414.00	\$30,021.00	\$95,287.00	
Marion County	\$46,809.29	\$423,030.00	\$267,136.00	
Martin County	\$365,668.00	N/A	N/A	
Miami-Dade County	N/A	N/A	N/A	
Okaloosa County	\$0.00	\$107,664.30	\$253,254.78	
Orange County	\$29,990.00	\$29,933.00	\$573,694.67	The numbers for the past two years have only included reserves for claims that occurred during the current fiscal year, not all claims.
Pinellas County	\$437,116.00	\$436,530.00	\$413,479.99	
Polk County	\$1,978,775.18	N/A	N/A	
Seminole County	N/A	\$25,670.00	\$12,587.00	
TOHO Water Authority	N/A	\$8,332.13	\$17,931.48	

**PI Group** RM047f - City**Short Name** Total incurred claims**Description** Total dollar value of paid claims + Total dollar value of outstanding reserves) MINUS Total Dollar value of claim recoveries in the fiscal year ending 9/30 of the current data collection cycle.**Formula** (rm044f + rm045f - rm046f)

Jurisdiction	2009/10	2010/11	2011/12	Current Collection Cycle Notes
	Value	Value	Value	
City of Cape Coral	N/A	\$996,749.00	\$620,215.00	
City of Dunedin	N/A	N/A	N/A	
City of Fort Lauderdale	N/A	N/A	\$31,304,047.24	
City of Gainesville	N/A	\$3,064,756.62	\$3,536,258.02	
City of Lakeland	N/A	N/A	N/A	
City of Miramar	N/A	N/A	N/A	
City of Naples	N/A	N/A	\$535,447.04	
City of Oakland Park	N/A	N/A	N/A	
City of Ocala	\$774,562.00	N/A	\$1,763,132.17	
City of Oviedo	N/A	N/A	\$1,221,802.00	

Jurisdiction	2009/10	2010/11	2011/12	Current Collection Cycle Notes
	Value	Value	Value	
City of Plant City	\$1,070,426.83	\$265,166.00	\$237,795.00	
City of Pompano Beach	N/A	N/A	N/A	
City of Port Orange	\$525,166.00	\$285,723.00	\$334,495.00	
City of Port St. Lucie	N/A	N/A	N/A	
City of Tamarac	N/A	N/A	N/A	
City of Winter Park	N/A	N/A	\$323,835.60	
City of West Palm Beach	N/A	\$1,519,844.00	\$3,001,236.00	

**PI Group** RM047f - County**Short Name** Total incurred claims**Description** Total dollar value of paid claims + Total dollar value of outstanding reserves) MINUS Total Dollar value of claim recoveries in the fiscal year ending 9/30 of the current data collection cycle.**Formula** (rm044f + rm045f - rm046f)

Jurisdiction	2009/10	2010/11	2011/12	Current Collection Cycle Notes
	Value	Value	Value	
Brevard County	\$11,000,229.00	N/A	N/A	
Broward County	N/A	N/A	\$22,350,430.00	
Collier County	\$1,525,811.00	\$1,353,009.00	\$1,292,882.00	
Hillsborough County	\$23,162,931.00	N/A	N/A	
Leon County	\$1,079,199.00	\$1,167,964.66	\$862,377.88	
Marion County	\$6,288,696.71	\$10,753,314.00	\$11,796,777.00	
Martin County	\$6,595,957.00	N/A	N/A	
Miami-Dade County	N/A	N/A	N/A	
Okaloosa County	N/A	\$1,947,870.13	\$2,510,066.69	
Orange County	\$10,635,553.00	\$12,452,176.64	\$31,902,927.39	The numbers for the past two years have only included reserves for claims that occurred during the current fiscal year, not all claims.
Pinellas County	\$17,654,718.00	\$16,843,125.00	N/A	
Polk County	\$61,749,647.31	N/A	N/A	
Seminole County	N/A	\$1,154,941.00	\$1,172,984.00	
TOHO Water Authority	N/A	\$388,495.65	\$646,040.29	

**PI Group** RM048f - City**Short Name** Premium as a percent of expenses**Description** Annual premium contribution as a percentage of total operating expenses in the fiscal year ending 9/30 of the current data collection cycle.**Formula**  $((rm037 + rm038 + rm039 + rm040) / rm004 \times 100)$ 

Jurisdiction	2009/10	2010/11	2011/12	Current Collection Cycle Notes
	Value	Value	Value	
City of Cape Coral	N/A	0%	0.22%	
City of Dunedin	N/A	0%	N/A	
City of Fort Lauderdale	0.01%	0.01%	0.01%	
City of Gainesville	N/A	N/A	N/A	
City of Lakeland	N/A	N/A	N/A	
City of Miramar	N/A	N/A	N/A	
City of Naples	N/A	N/A	0%	
City of Oakland Park	N/A	N/A	N/A	
City of Ocala	N/A	N/A	0.01%	
City of Oviedo	N/A	0.01%	0.01%	
City of Plant City	0.07%	0.01%	0.01%	
City of Pompano Beach	N/A	N/A	N/A	
City of Port Orange	0.01%	N/A	DIV/0	
City of Port St. Lucie	N/A	N/A	N/A	
City of Tamarac	0%	0%	0%	
City of Winter Park	N/A	N/A	0%	
City of West Palm Beach	N/A	0%	0%	

**PI Group** RM048f - County**Short Name** Premium as a percent of expenses**Description** Annual premium contribution as a percentage of total operating expenses in the fiscal year ending 9/30 of the current data collection cycle.**Formula**  $((rm037 + rm038 + rm039 + rm040) / rm004 \times 100)$ 

Jurisdiction	2009/10	2010/11	2011/12	Current Collection Cycle Notes
	Value	Value	Value	
Brevard County	0.01%	N/A	N/A	
Broward County	N/A	0.01%	0.01%	

Jurisdiction	2009/10	2010/11	2011/12	Current Collection Cycle Notes
	Value	Value	Value	
Collier County	0%	0%	0.01%	
Hillsborough County	0.09%	N/A	0.13%	
Leon County	0%	0.01%	0.01%	
Marion County	0%	0.04%	0%	
Martin County	N/A	N/A	N/A	
Miami-Dade County	N/A	N/A	N/A	
Okaloosa County	0.06%	0.05%	0.06%	
Orange County	0.01%	0.01%	0.01%	
Pinellas County	0%	0.01%	0.01%	
Polk County	N/A	N/A	N/A	
Seminole County	N/A	N/A	0.01%	
TOHO Water Authority	N/A	0.01%	0.01%	

**PI Group** RM049f - City**Short Name** W/C cost per 100 FTE's**Description** Avg cost of workers compensation claims per 100 FTE's in the fiscal year ending 9/30 of the current data collection cycle.**Formula** (rm042f / (rm002 + rm003) / 100)

Jurisdiction	2009/10	2010/11	2011/12	Current Collection Cycle Notes
	Value	Value	Value	
City of Cape Coral	N/A	\$22,533.59	\$27,356.14	
City of Dunedin	N/A	N/A	N/A	
City of Fort Lauderdale	\$13.19	\$14.62	\$18.78	
City of Gainesville	N/A	\$44,957.61	N/A	
City of Lakeland	\$33,931.10	\$28,855.11	\$26,762.17	
City of Miramar	N/A	N/A	N/A	
City of Naples	N/A	N/A	\$33,320.36	
City of Oakland Park	N/A	N/A	\$3.90	
City of Ocala	\$17,218.67	N/A	N/A	
City of Oviedo	N/A	N/A	\$56,530.88	
City of Plant City	\$41,616.88	\$16,642.70	\$13,745.54	

Jurisdiction	2009/10	2010/11	2011/12	Current Collection Cycle Notes
	Value	Value	Value	
City of Pompano Beach	N/A	\$47,158.39	\$37,928.84	
City of Port Orange	\$63,859.74	N/A	N/A	
City of Port St. Lucie	N/A	N/A	\$3.90	
City of Tamarac	\$8,261.16	\$16,083.40	\$30,549.67	
City of Winter Park	N/A	N/A	N/A	
City of West Palm Beach	N/A	N/A	\$78,114.23	

**PI Group** RM049f - County**Short Name** W/C cost per 100 FTE's**Description** Avg cost of workers compensation claims per 100 FTE's in the fiscal year ending 9/30 of the current data collection cycle.**Formula** (rm042f / (rm002 + rm003) / 100)

Jurisdiction	2009/10	2010/11	2011/12	Current Collection Cycle Notes
	Value	Value	Value	
Brevard County	\$132,849.29	N/A	N/A	
Broward County	N/A	N/A	N/A	
Collier County	\$11,832.87	\$19,038.29	\$7,195.54	
Hillsborough County	N/A	N/A	N/A	
Leon County	N/A	N/A	N/A	
Marion County	\$11.42	\$7.52	\$5.42	
Martin County	N/A	N/A	\$9,988.55	
Miami-Dade County	N/A	N/A	N/A	
Okaloosa County	N/A	N/A	\$133,823.49	
Orange County	N/A	N/A	N/A	
Pinellas County	\$89,359.77	\$119,824.46	\$98,194.03	
Polk County	N/A	N/A	N/A	
Seminole County	N/A	\$38,556.76	\$29,579.60	
TOHO Water Authority	N/A	\$6,968.54	\$55,580.42	

**PI Group** RM050f - City**Short Name** Property cost per \$1000 of TIV**Description** Avg cost of property claims per \$1000 of Total Insured Assets (minus total value of licensed vehicles in fleet) in the fiscal year ending 9/30 of the current data collection cycle.**Formula** (rm023 / (rm011+rm012) / 1000)

Jurisdiction	2009/10	2010/11	2011/12	Current Collection Cycle Notes
	Value	Value	Value	
City of Cape Coral	N/A	\$0.01	\$0.11	
City of Dunedin	N/A	\$0.31	N/A	
City of Fort Lauderdale	\$0.00	\$0.00	\$0.00	
City of Gainesville	N/A	N/A	N/A	
City of Lakeland	N/A	N/A	\$0.04	
City of Miramar	N/A	N/A	N/A	
City of Naples	N/A	N/A	\$1.00	
City of Oakland Park	N/A	N/A	N/A	
City of Ocala	\$0.68	\$0.39	\$0.41	
City of Oviedo	N/A	\$0.01	\$0.00	
City of Plant City	\$0.09	\$0.00	\$0.56	
City of Pompano Beach	N/A	N/A	N/A	
City of Port Orange	\$0.15	\$0.00	\$0.00	
City of Port St. Lucie	N/A	N/A	N/A	
City of Tamarac	\$0.43	\$0.08	\$0.92	
City of Winter Park	N/A	N/A	N/A	
City of West Palm Beach	N/A	\$0.03	\$0.00	

**PI Group** RM050f - County**Short Name** Property cost per \$1000 of TIV**Description** Avg cost of property claims per \$1000 of Total Insured Assets (minus total value of licensed vehicles in fleet) in the fiscal year ending 9/30 of the current data collection cycle.**Formula** (rm023 / (rm011+rm012) / 1000)

Jurisdiction	2009/10	2010/11	2011/12	Current Collection Cycle Notes
	Value	Value	Value	
Brevard County	\$0.08	N/A	N/A	

Jurisdiction	2009/10	2010/11	2011/12	Current Collection Cycle Notes
	Value	Value	Value	
Broward County	N/A	N/A	\$0.00	
Collier County	\$0.35	\$0.13	\$0.06	
Hillsborough County	\$0.05	N/A	N/A	
Leon County	\$0.04	\$0.03	\$0.00	
Marion County	\$0.00	\$0.00	\$0.00	
Martin County	\$0.46	\$0.92	\$0.86	
Miami-Dade County	N/A	N/A	N/A	
Okaloosa County	\$0.00	\$0.00	\$0.00	
Orange County	\$0.10	\$0.11	\$0.21	
Pinellas County	\$0.25	\$0.16	\$0.19	
Polk County	N/A	N/A	N/A	
Seminole County	N/A	\$0.11	\$0.11	
TOHO Water Authority	N/A	N/A	N/A	

**PI Group** RM051f - City**Short Name** General Liability costs per 100 FTE's**Description** Avg cost of general liability claims per 100 FTE's in the fiscal year ending 9/30 of the current data collection cycle.**Formula** (rm024 / (rm002 + rm003) / 100))

Jurisdiction	2009/10	2010/11	2011/12	Current Collection Cycle Notes
	Value	Value	Value	
City of Cape Coral	N/A	\$742.50	\$881.83	
City of Dunedin	N/A	N/A	N/A	
City of Fort Lauderdale	\$4.25	\$7.40	\$4.44	
City of Gainesville	N/A	\$5,674.07	N/A	
City of Lakeland	\$238.03	\$274.69	N/A	
City of Miramar	N/A	N/A	N/A	
City of Naples	N/A	N/A	\$20,465.81	
City of Oakland Park	N/A	N/A	\$2.83	
City of Ocala	\$17,996.86	N/A	N/A	
City of Oviedo	N/A	N/A	\$10,639.29	

Jurisdiction	2009/10	2010/11	2011/12	Current Collection Cycle Notes
	Value	Value	Value	
City of Plant City	\$10,334.22	\$11,487.33	\$7,021.00	
City of Pompano Beach	N/A	\$145.76	\$951.07	
City of Port Orange	\$672.51	N/A	N/A	
City of Port St. Lucie	N/A	N/A	\$2.83	
City of Tamarac	\$3,146.39	\$13,516.96	\$6,999.03	
City of Winter Park	N/A	N/A	N/A	
City of West Palm Beach	N/A	N/A	\$2,046.19	

**PI Group** RM051f - County**Short Name** General Liability costs per 100 FTE's**Description** Avg cost of general liability claims per 100 FTE's in the fiscal year ending 9/30 of the current data collection cycle.**Formula** (rm024 / (rm002 + rm003) / 100))

Jurisdiction	2009/10	2010/11	2011/12	Current Collection Cycle Notes
	Value	Value	Value	
Brevard County	\$1,082.91	N/A	N/A	
Broward County	N/A	N/A	N/A	
Collier County	\$6,946.23	\$1,783.02	\$5,854.87	
Hillsborough County	N/A	N/A	N/A	
Leon County	N/A	N/A	N/A	
Marion County	\$0.67	\$0.47	\$1.10	
Martin County	N/A	N/A	\$320.84	
Miami-Dade County	N/A	N/A	N/A	
Okaloosa County	N/A	N/A	\$25,549.91	
Orange County	N/A	N/A	N/A	
Pinellas County	\$4,818.02	\$6,743.54	\$3,696.27	
Polk County	N/A	N/A	N/A	
Seminole County	N/A	\$207.26	\$5,951.30	
TOHO Water Authority	N/A	\$6,751.82	\$9,100.91	

**PI Group** RM052f - City

**Short Name** Professional Liability cost per 100 FTE's

**Description** Avg cost of professional liability claims per 100 FTE's in the fiscal year ending 9/30 of the current data collection cycle.

**Formula** (rm025 / ( rm002 + rm003) / 100)

Jurisdiction	2009/10	2010/11	2011/12	Current Collection Cycle Notes
	Value	Value	Value	
City of Cape Coral	N/A	\$0.00	\$287.30	
City of Dunedin	N/A	N/A	N/A	
City of Fort Lauderdale	\$301.29	\$323.98	\$677.88	
City of Gainesville	N/A	\$0.00	N/A	
City of Lakeland	\$0.00	\$0.00	\$0.00	
City of Miramar	N/A	N/A	N/A	
City of Naples	N/A	N/A	\$9,065.62	
City of Oakland Park	N/A	N/A	\$165.53	
City of Ocala	\$984.20	N/A	N/A	
City of Oviedo	N/A	N/A	\$16,040.60	
City of Plant City	\$0.00	\$0.00	\$0.00	
City of Pompano Beach	N/A	N/A	N/A	
City of Port Orange	\$6,408.22	N/A	N/A	
City of Port St. Lucie	N/A	N/A	\$165.53	
City of Tamarac	\$0.00	\$0.00	\$18,681.91	
City of Winter Park	N/A	N/A	N/A	
City of West Palm Beach	N/A	N/A	\$0.00	

**PI Group** RM052f - County

**Short Name** Professional Liability cost per 100 FTE's

**Description** Avg cost of professional liability claims per 100 FTE's in the fiscal year ending 9/30 of the current data collection cycle.

**Formula** (rm025 / ( rm002 + rm003) / 100)

Jurisdiction	2009/10	2010/11	2011/12	Current Collection Cycle Notes
	Value	Value	Value	
Brevard County	\$173.50	N/A	N/A	
Broward County	N/A	N/A	N/A	
Collier County	\$0.33	\$14,635.07	\$14,534.20	

Jurisdiction	2009/10	2010/11	2011/12	Current Collection Cycle Notes
	Value	Value	Value	
Hillsborough County	N/A	N/A	N/A	
Leon County	N/A	N/A	N/A	
Marion County	\$0.01	\$0.07	\$0.27	
Martin County	N/A	N/A	N/A	
Miami-Dade County	N/A	N/A	N/A	
Okaloosa County	N/A	N/A	\$0.00	
Orange County	N/A	N/A	N/A	
Pinellas County	\$22.93	\$143.10	\$0.00	
Polk County	N/A	N/A	N/A	
Seminole County	N/A	\$0.00	\$0.00	
TOHO Water Authority	N/A	\$0.00	\$0.00	

**PI Group RM053f - City****Short Name** Auto cost per \$1000 of TIV**Description** Avg cost of auto claims per \$1000 of total insured value of vehicles in fleet in the fiscal year ending 9/30 of the current data collection cycle.**Formula** (rm026 / (rm010 / 1000))

Jurisdiction	2009/10	2010/11	2011/12	Current Collection Cycle Notes
	Value	Value	Value	
City of Cape Coral	N/A	\$2.88	\$1.42	
City of Dunedin	N/A	\$0.86	N/A	
City of Fort Lauderdale	\$0.00	\$0.00	\$0.00	
City of Gainesville	N/A	N/A	N/A	
City of Lakeland	\$4.72	\$5.12	\$1.64	
City of Miramar	N/A	N/A	N/A	
City of Naples	N/A	N/A	\$2.25	
City of Oakland Park	N/A	N/A	N/A	
City of Ocala	\$22.46	\$56.88	\$17.21	
City of Oviedo	N/A	\$0.98	\$0.41	
City of Plant City	\$12.21	\$2.71	\$4.30	
City of Pompano Beach	N/A	\$1.50	\$2.04	

Jurisdiction	2009/10	2010/11	2011/12	Current Collection Cycle Notes
	Value	Value	Value	
City of Port Orange	\$0.26	\$0.92	\$4.50	
City of Port St. Lucie	N/A	N/A	N/A	
City of Tamarac	\$3.31	\$1.76	\$2.87	
City of Winter Park	N/A	N/A	\$1.57	
City of West Palm Beach	N/A	\$15.73	\$7.55	

**PI Group** RM053f - County**Short Name** Auto cost per \$1000 of TIV**Description** Avg cost of auto claims per \$1000 of total insured value of vehicles in fleet in the fiscal year ending 9/30 of the current data collection cycle.**Formula** (rm026 / (rm010 / 1000))

Jurisdiction	2009/10	2010/11	2011/12	Current Collection Cycle Notes
	Value	Value	Value	
Brevard County	\$2.86	N/A	N/A	
Broward County	N/A	N/A	N/A	
Collier County	\$7.17	\$5.52	\$7.13	
Hillsborough County	\$15.61	N/A	\$15.02	
Leon County	\$16.12	\$0.84	\$2.53	
Marion County	\$54.48	\$6.40	\$7.88	
Martin County	\$4.36	\$3.13	\$1.22	
Miami-Dade County	N/A	N/A	N/A	
Okaloosa County	\$0.13	\$4.87	\$0.48	
Orange County	\$3.93	\$2.75	\$3.86	
Pinellas County	N/A	N/A	N/A	
Polk County	N/A	N/A	N/A	
Seminole County	N/A	\$5.07	\$0.90	
TOHO Water Authority	N/A	\$7.46	\$6.71	

**PI Group** RM054f - City**Short Name** Presumption claims per \$1000 of payroll**Description** Presumption Claims cost per \$1000 of Law Enforcement and Firefighter payroll in the fiscal year ending 9/30 of the current data collection cycle.**Formula** (rm022 / (rm007 + rm008) / 1000)

Jurisdiction	2009/10	2010/11	2011/12	Current Collection Cycle Notes
	Value	Value	Value	
City of Cape Coral	N/A	\$0.00	\$2.77	
City of Dunedin	N/A	N/A	N/A	
City of Fort Lauderdale	N/A	N/A	N/A	
City of Gainesville	N/A	N/A	N/A	
City of Lakeland	\$6.66	\$62.06	\$78.16	
City of Miramar	N/A	N/A	N/A	
City of Naples	N/A	N/A	\$4.01	
City of Oakland Park	N/A	N/A	N/A	
City of Ocala	\$27.44	N/A	\$44.32	
City of Oviedo	N/A	\$7.78	\$3.63	
City of Plant City	\$0.00	\$22.93	\$7.33	
City of Pompano Beach	N/A	N/A	N/A	
City of Port Orange	\$0.00	\$0.00	\$0.00	
City of Port St. Lucie	N/A	N/A	N/A	
City of Tamarac	\$0.00	\$1.19	N/A	
City of Winter Park	N/A	N/A	\$0.00	
City of West Palm Beach	N/A	\$0.00	\$0.00	

**PI Group** RM054f - County**Short Name** Presumption claims per \$1000 of payroll**Description** Presumption Claims cost per \$1000 of Law Enforcement and Firefighter payroll in the fiscal year ending 9/30 of the current data collection cycle.**Formula** (rm022 / (rm007 + rm008) / 1000)

Jurisdiction	2009/10	2010/11	2011/12	Current Collection Cycle Notes
	Value	Value	Value	
Brevard County	\$20.37	N/A	N/A	
Broward County	N/A	N/A	DIV/0	
Collier County	\$0.00	\$0.00	\$0.00	
Hillsborough County	\$17.19	N/A	\$0.69	
Leon County	\$0.00	\$0.00	\$0.85	
Marion County	\$0.00	\$0.00	\$0.00	

Jurisdiction	2009/10	2010/11	2011/12	Current Collection Cycle Notes
	Value	Value	Value	
Martin County	\$10.59	N/A	N/A	
Miami-Dade County	N/A	N/A	N/A	
Okaloosa County	N/A	N/A	N/A	
Orange County	\$7.36	\$9.98	\$11.04	
Pinellas County	\$1.55	\$3.16	\$2.74	
Polk County	N/A	\$0.07	N/A	
Seminole County	N/A	N/A	\$19.80	
TOHO Water Authority	N/A	N/A	DIV/0	

**PI Group** RM055f - City**Short Name** Total Cost Of Risk**Description** Total incurred claims + Total annual operating expenses for Risk Management in the fiscal year ending 9/30 of the current data collection cycle.**Formula** (rm047f + rm004)

Jurisdiction	2009/10	2010/11	2011/12	Current Collection Cycle Notes
	Value	Value	Value	
City of Cape Coral	N/A	\$8,240,525.00	\$7,072,263.00	
City of Dunedin	N/A	N/A	N/A	
City of Fort Lauderdale	N/A	N/A	\$35,834,338.24	
City of Gainesville	N/A	N/A	N/A	
City of Lakeland	N/A	N/A	N/A	
City of Miramar	N/A	N/A	N/A	
City of Naples	N/A	N/A	\$3,684,990.04	
City of Oakland Park	N/A	N/A	N/A	
City of Ocala	\$1,893,198.00	N/A	\$2,765,084.17	
City of Oviedo	N/A	N/A	\$2,277,578.00	
City of Plant City	\$1,181,968.83	\$1,061,424.00	\$1,044,837.00	
City of Pompano Beach	N/A	N/A	N/A	
City of Port Orange	\$2,140,219.00	N/A	\$334,495.00	
City of Port St. Lucie	N/A	N/A	N/A	
City of Tamarac	N/A	N/A	N/A	

Jurisdiction	2009/10	2010/11	2011/12	Current Collection Cycle Notes
	Value	Value	Value	
City of Winter Park	N/A	N/A	\$2,020,794.60	
City of West Palm Beach	N/A	\$8,418,099.00	\$10,098,483.00	

**PI Group** RM055f - County**Short Name** Total Cost Of Risk**Description** Total incurred claims + Total annual operating expenses for Risk Management in the fiscal year ending 9/30 of the current data collection cycle.**Formula** (rm047f + rm004)

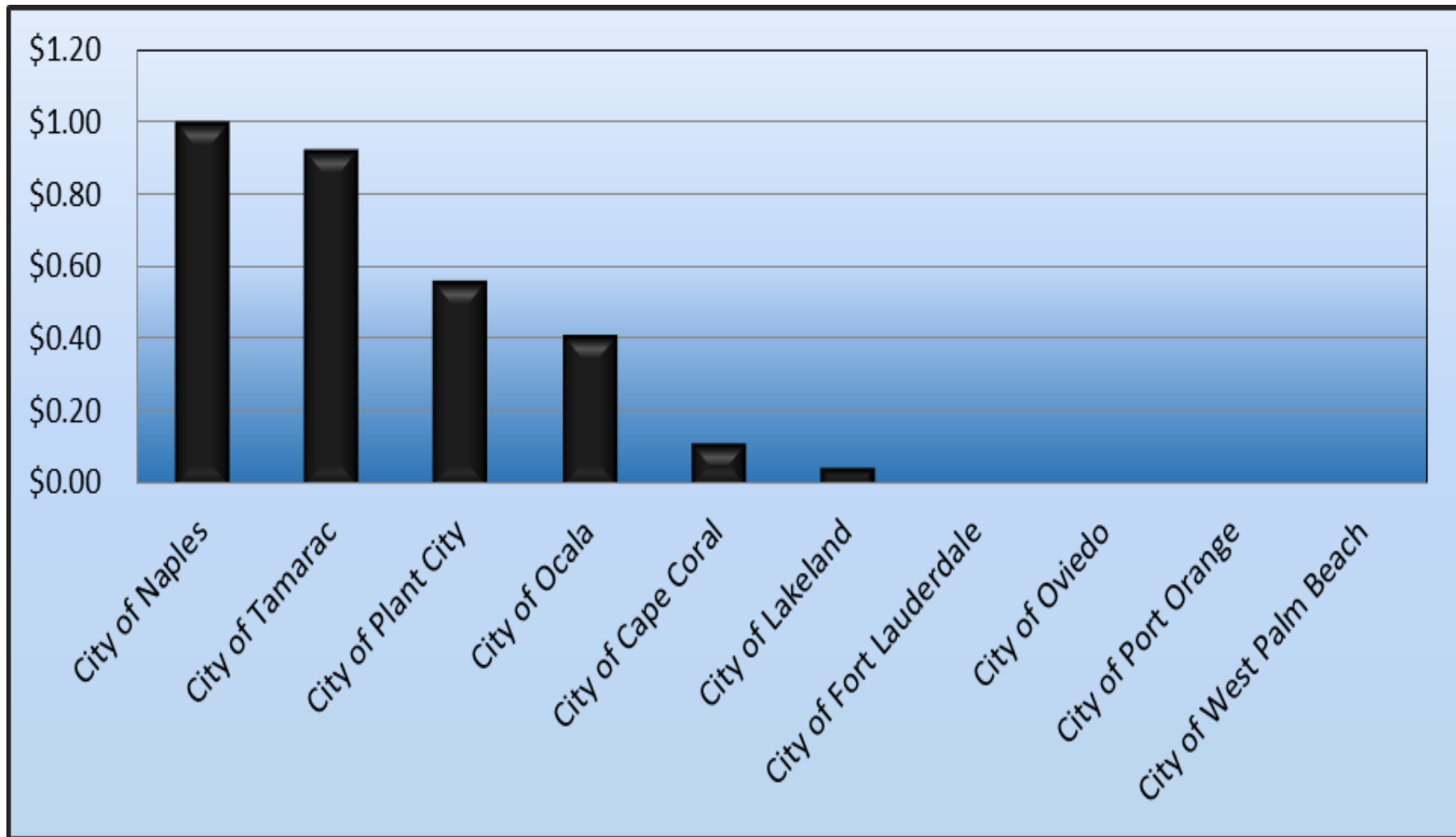
Jurisdiction	2009/10	2010/11	2011/12	Current Collection Cycle Notes
	Value	Value	Value	
Brevard County	\$14,819,442.00	N/A	N/A	
Broward County	N/A	N/A	\$70,393,856.00	
Collier County	\$12,026,927.00	\$10,919,109.00	\$10,482,982.00	
Hillsborough County	\$23,971,071.00	N/A	N/A	
Leon County	\$4,822,097.00	\$2,943,857.91	\$3,093,592.88	
Marion County	\$33,191,806.71	\$11,092,940.00	\$18,510,102.00	
Martin County	N/A	N/A	N/A	
Miami-Dade County	N/A	N/A	N/A	
Okaloosa County	N/A	\$2,161,261.13	\$2,730,734.69	
Orange County	\$20,510,653.00	\$22,467,209.64	\$42,800,611.58	
Pinellas County	\$30,121,021.00	\$30,372,270.00	N/A	
Polk County	\$70,945,521.31	N/A	N/A	
Seminole County	N/A	\$6,896,469.00	\$3,606,359.00	
TOHO Water Authority	N/A	\$968,063.85	\$1,278,332.29	

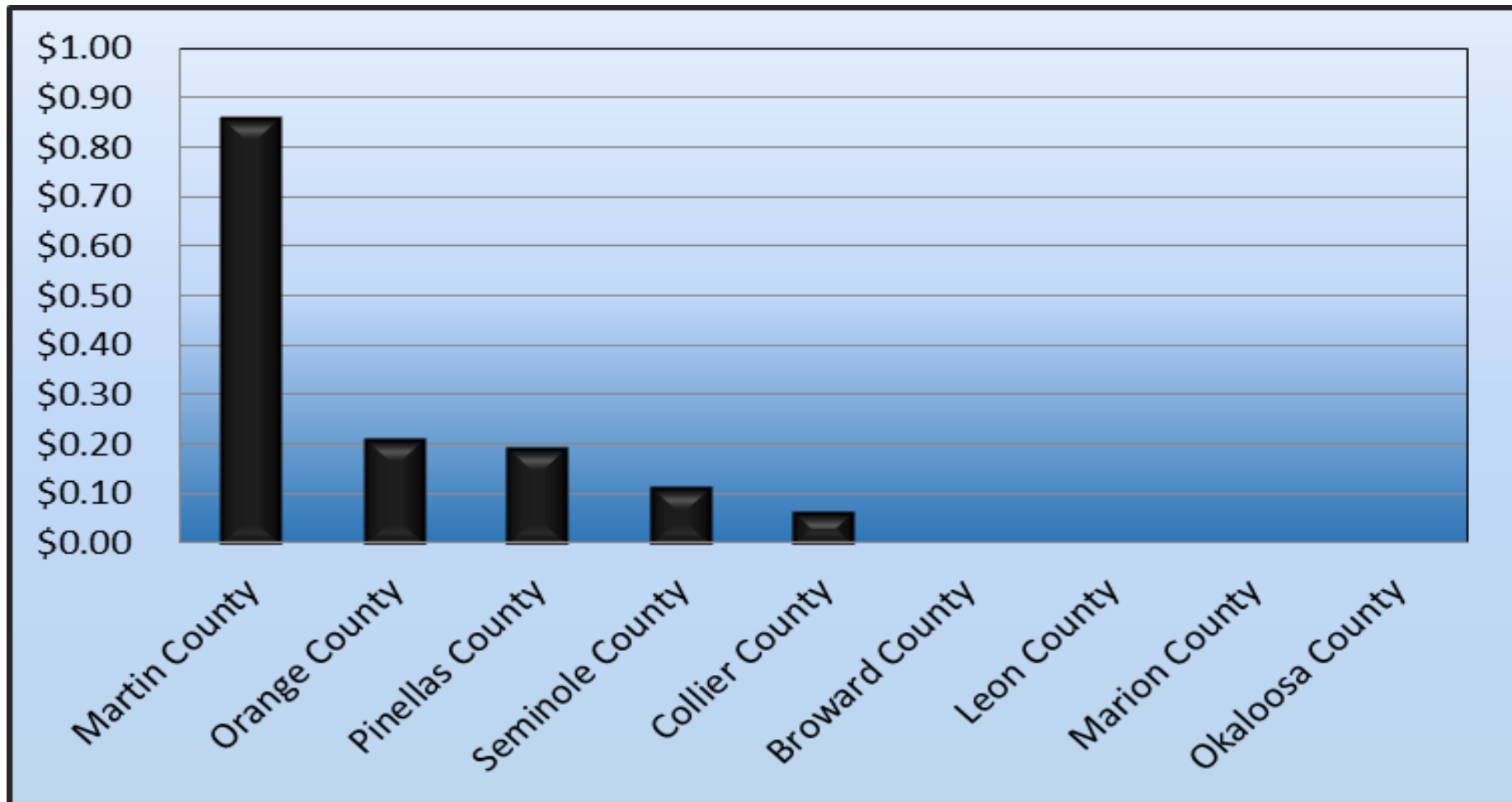
**PI Group** RM056f - City**Short Name** Total cost of risk as a percent of local government's total operating expense**Description** Total Cost of Risk as a percentage of the Total Annual Operating Expenses for the public entity in the fiscal year ending 9/30 of the current data collection cycle.**Formula** ((rm055f/ rm001) x 100)

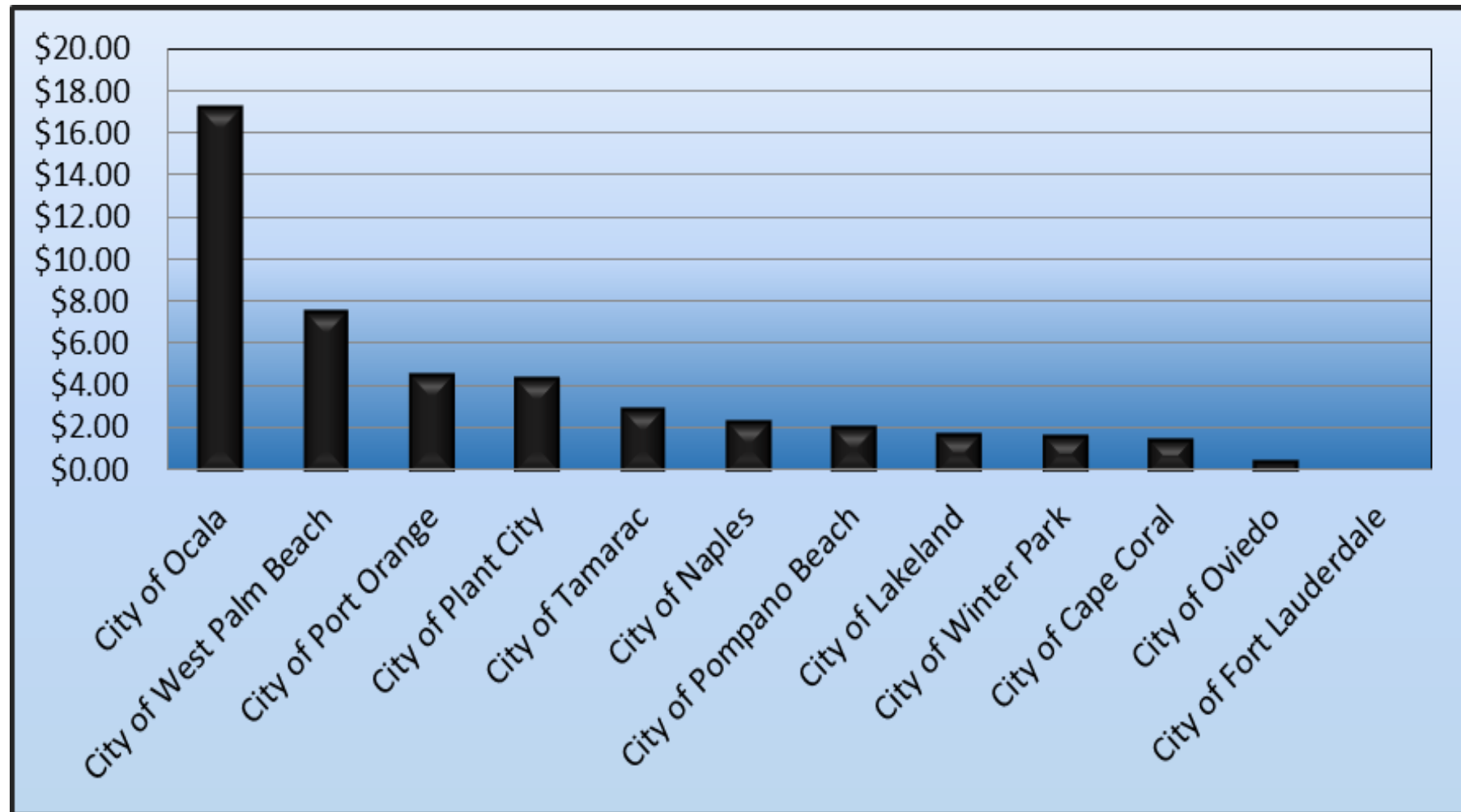
Jurisdiction	2009/10	2010/11	2011/12	Current Collection Cycle Notes
	Value	Value	Value	
City of Cape Coral	N/A	.0	.0	
City of Dunedin	N/A	N/A	N/A	
City of Fort Lauderdale	N/A	N/A	7.6%	
City of Gainesville	N/A	N/A	N/A	
City of Lakeland	N/A	N/A	N/A	
City of Miramar	N/A	N/A	N/A	
City of Naples	N/A	N/A	0%	
City of Oakland Park	N/A	N/A	N/A	
City of Ocala	0%	N/A	0%	
City of Oviedo	N/A	N/A	0%	
City of Plant City	0%	0%	0%	
City of Pompano Beach	N/A	N/A	N/A	
City of Port Orange	0%	N/A	N/A	
City of Port St. Lucie	N/A	N/A	N/A	
City of Tamarac	N/A	N/A	N/A	
City of Winter Park	N/A	N/A	0%	
City of West Palm Beach	N/A	0%	0%	

**PI Group** RM056f - County**Short Name** Total cost of risk as a percent of local government's total operating expense**Description** Total Cost of Risk as a percentage of the Total Annual Operating Expenses for the public entity in the fiscal year ending 9/30 of the current data collection cycle.**Formula**  $((rm055f / rm001) \times 100)$ 

Jurisdiction	2009/10	2010/11	2011/12	Current Collection Cycle Notes
	Value	Value	Value	
Brevard County	0%	N/A	N/A	
Broward County	N/A	N/A	0%	
Collier County	0%	0%	0%	
Hillsborough County	0%	N/A	N/A	
Leon County	0%	0%	0%	
Marion County	12.34%	4.28%	11.47%	
Martin County	N/A	N/A	N/A	
Miami-Dade County	N/A	N/A	N/A	
Okaloosa County	N/A	0%	0%	
Orange County	0%	0%	0%	
Pinellas County	0%	0%	N/A	
Polk County	N/A	N/A	N/A	
Seminole County	N/A	0%	0%	
TOHO Water Authority	N/A	0%	0%	

**CI.RM050f****Property cost per \$1000 of TIV**

**CO.RM050f****Property cost per \$1000 of TIV**

**CI.RM053f****Auto cost per \$1000 of TIV**

**CO.RM053f****Auto cost per \$1000 of TIV**