



**PERMITTING SERVICES DIVISION**

Permits Applied	<b>7,225</b>
Permits Issued	<b>6,815</b>
Front Counter Average Wait Time (minutes)	79.41

**BUILDING DIVISION**

**Plan Review**

Average Building Code Review Times (Business Days)

Residential	8.3
Commercial	17.8

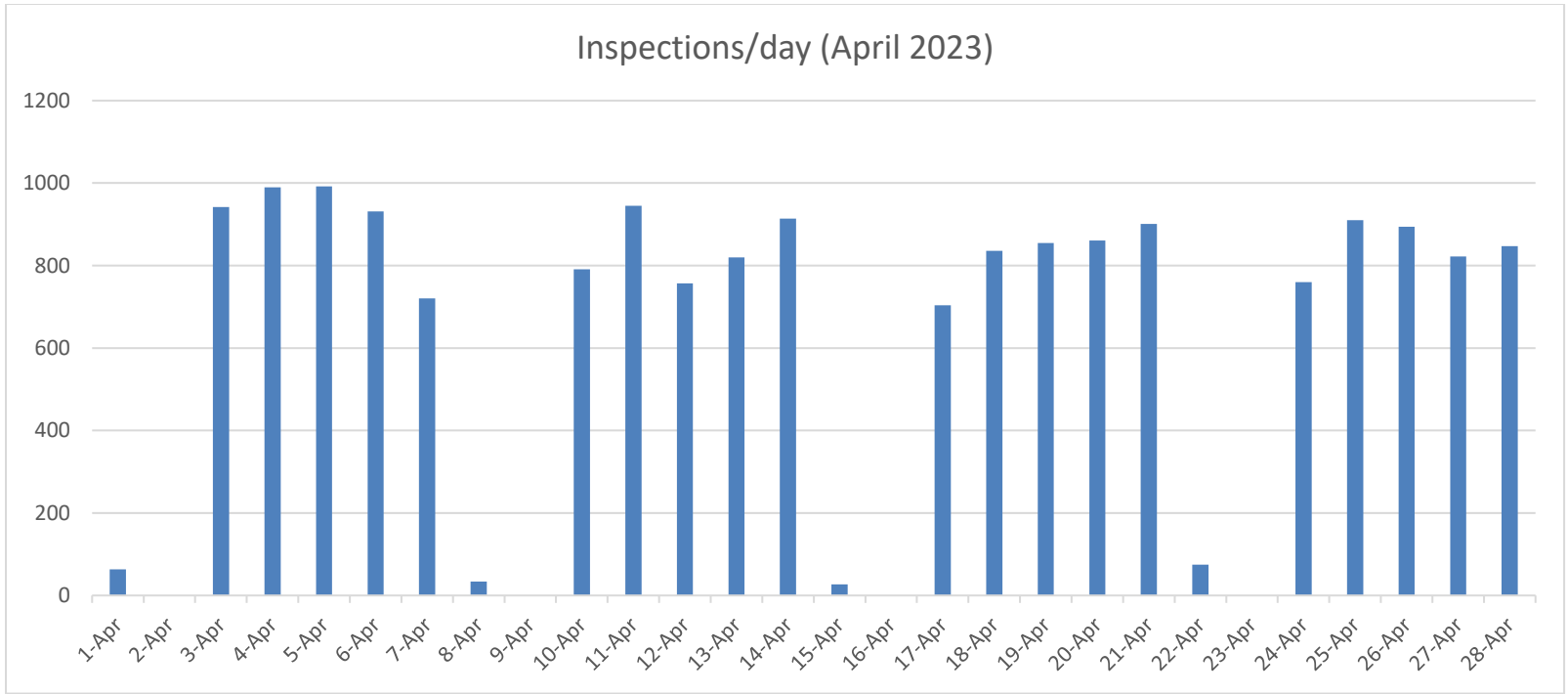
**Inspections**

Scheduled / Completed - City	<b>17,419 / 17,419</b>
Inspection Time	Next day, except high volume of roofing permits
Completed - Private Provider	4,347

**Number of personnel dedicated to enforcing the Florida Building Code, issuing building permits, and conducting inspections:**

#	Permitting Services Division	#	Building Division
1	Manager	1	Building Official
1	Admin Assist	1	Admin Assist
3	Supervisors	1	CSR
21	Permit Technicians	24	Building Inspectors
4	Permit Specialists	3	Ordinance Inspectors
5	Permit Coordinators	12	Plans Examiners
<b>35</b>	<b>TOTAL</b>	<b>42</b>	<b>TOTAL</b>





<b>TOTAL PERMITS (ISSUED) FISCAL YEAR <u>2023</u></b>	<b>#</b>
OCTOBER	5,101
NOVEMBER	7,380
DECEMBER	8,481
JANUARY	9,582
FEBRUARY	8,132
MARCH	7,625
APRIL	6,815
<b>TOTAL TO DATE</b>	<b>53,242</b>

# PERMIT ISSUANCE SUMMARY (04/01/2023 TO 04/30/2023) FOR CITY OF CAPE CORAL, FLORIDA

Permit Type	Permit Work Class*	Permits Issued	Square Feet	Valuation	Fees Paid
A/C Change Out - Commercial	BLD - A/C Change Out - Commercial	79	0	\$975,117.32	\$6,384.25
<b>A/C CHANGE OUT - COMMERCIAL TOTAL:</b>		<b>79</b>	<b>0</b>	<b>\$975,117.32</b>	<b>\$6,384.25</b>
A/C Change Out - Residential	BLD - A/C Change Out - Residential	349	0	\$3,940,716.53	\$27,978.25
<b>A/C CHANGE OUT - RESIDENTIAL TOTAL:</b>		<b>349</b>	<b>0</b>	<b>\$3,940,716.53</b>	<b>\$27,978.25</b>
Accessories	BLD - Fence Repair/Replace Residen	155	0	\$665,864.83	\$12,492.50
	BLD - Garage Door Replacement	85	0	\$251,502.18	\$9,916.76
	BLD - Shutters or Awning - Com	6	0	\$39,334.00	\$698.00
	BLD - Shutters or Awning - Res	57	0	\$377,168.39	\$4,633.75
	BLD - Shutters or Awning with Electric	9	0	\$74,416.00	\$2,000.20
	BLD - Shutters or Awning with Electric	83	0	\$1,296,258.39	\$9,140.00
	Concrete: RetainingWall/Slab/Pilings/(	8	0	\$1,006,423.00	\$569.21
	Dumpster Enclosure	1	0	\$50,000.00	\$481.29
	Enclosure: Fence / Screen	851	0	\$16,536,140.92	\$76,188.60
	Flagpole	1	0	\$0.00	\$0.00
	Shade Structure: Gazebo, Pergola, St	1	0	\$9,072.00	\$328.25
	Shed	61	0	\$429,602.39	\$7,494.50
	Window/Door	249	0	\$3,971,786.87	\$23,466.08
<b>ACCESSORIES TOTAL:</b>		<b>1,567</b>	<b>0</b>	<b>\$24,707,568.97</b>	<b>\$147,409.14</b>
BLD - Fire	Fire: Alarm / Monitoring / Sprinkler / St	13	0	\$119,398.57	\$2,806.18
<b>BLD - FIRE TOTAL:</b>		<b>13</b>	<b>0</b>	<b>\$119,398.57</b>	<b>\$2,806.18</b>
Building Commercial	Antenna/Tower	2	0	\$40,000.00	\$541.50
	Construction Commercial	28	276,723	\$13,623,343.80	\$1,002,594.90
	General Permit: Canopy / Carport / Fir	2	36	\$13,140.00	\$571.50
	Temporary Trailer: Sales/Construction	3	664	\$76,281.00	\$1,628.39
<b>BUILDING COMMERCIAL TOTAL:</b>		<b>35</b>	<b>277,423</b>	<b>\$13,752,764.80</b>	<b>\$1,005,336.29</b>
Building Residential	Residential Construction	111	256,740	\$37,690,481.60	\$1,241,895.01
	Struc Misc: Truss Repair/Wood Deck/!	7	880	\$93,487.66	\$453.75
<b>BUILDING RESIDENTIAL TOTAL:</b>		<b>118</b>	<b>257,620</b>	<b>\$37,783,969.26</b>	<b>\$1,242,348.76</b>
Code - RV Permit	Code - RV Permit	190	0	\$0.00	\$0.00
<b>CODE - RV PERMIT TOTAL:</b>		<b>190</b>	<b>0</b>	<b>\$0.00</b>	<b>\$0.00</b>
DS - Fire	DS - Underground Fire Line	5	0	\$368,108.00	\$3,320.04
<b>DS - FIRE TOTAL:</b>		<b>5</b>	<b>0</b>	<b>\$368,108.00</b>	<b>\$3,320.04</b>
DS - Full Demolition	DS - Full Demolition	9	0	\$213,280.00	\$1,377.00
<b>DS - FULL DEMOLITION TOTAL:</b>		<b>9</b>	<b>0</b>	<b>\$213,280.00</b>	<b>\$1,377.00</b>
DS - Site Development Plan - Full	DS - Site Development Plan - Full	4	0	\$6,768,558.00	\$78,277.44
<b>DS - SITE DEVELOPMENT PLAN - FULL TOTAL:</b>		<b>4</b>	<b>0</b>	<b>\$6,768,558.00</b>	<b>\$78,277.44</b>
DS - Site Development Plan - Limited	DS - Site Development Plan - Limited	2	0	\$234,115.20	\$1,287.00
<b>DS - SITE DEVELOPMENT PLAN - LIMITED TOTAL:</b>		<b>2</b>	<b>0</b>	<b>\$234,115.20</b>	<b>\$1,287.00</b>

*\* Double-click the Permit Work Class Name while in the browser to see Permit details for that Work Class.*

## PERMIT ISSUANCE SUMMARY (04/01/2023 TO 04/30/2023)

Permit Type	Permit Work Class*	Permits Issued	Square Feet	Valuation	Fees Paid
DS - Site Improvement	DS - Parking Lot	2	0	\$11,555.00	\$570.10
	DS - Relocation of Residential Stormd	1	0	\$16,000.00	\$1,037.00
<b>DS - SITE IMPROVEMENT TOTAL:</b>		<b>3</b>	<b>0</b>	<b>\$27,555.00</b>	<b>\$1,607.10</b>
DS - Utility	DS - Backflow Prevention	5	0	\$6,035.00	\$296.00
	DS - Utility Services Relocation	1	0	\$83,660.00	\$3,769.40
<b>DS - UTILITY TOTAL:</b>		<b>6</b>	<b>0</b>	<b>\$89,695.00</b>	<b>\$4,065.40</b>
Marine Improvement	Marine Improvement	116	0	\$2,371,447.63	\$16,431.93
<b>MARINE IMPROVEMENT TOTAL:</b>		<b>116</b>	<b>0</b>	<b>\$2,371,447.63</b>	<b>\$16,431.93</b>
Parks - Special Events	Parks - Special Events Permit	4	0	\$0.00	\$660.00
<b>PARKS - SPECIAL EVENTS TOTAL:</b>		<b>4</b>	<b>0</b>	<b>\$0.00</b>	<b>\$660.00</b>
PL - Outdoor Dog Dining	PL - Outdoor Dining Permit	1	0	\$0.00	\$75.00
<b>PL - OUTDOOR DOG DINING TOTAL:</b>		<b>1</b>	<b>0</b>	<b>\$0.00</b>	<b>\$75.00</b>
PL - Sign Permit	PL - Building Sign	16	502	\$40,374.00	\$2,748.71
	PL - Freestanding Sign	9	269	\$62,512.00	\$1,174.58
<b>PL - SIGN PERMIT TOTAL:</b>		<b>25</b>	<b>771</b>	<b>\$102,886.00</b>	<b>\$3,923.29</b>
PL - Temporary Use Permit	PL - Temporary Storage Container (Pl	5	0	\$0.00	\$267.00
	PL - Tent (not special events/firework	2	0	\$0.00	\$130.00
<b>PL - TEMPORARY USE PERMIT TOTAL:</b>		<b>7</b>	<b>0</b>	<b>\$0.00</b>	<b>\$397.00</b>
Pool/Water Feature	Pool Deck Addition	6	0	\$116,794.10	\$1,665.12
	Pool Heater: Gas / Solar / Electric	66	0	\$164,852.00	\$4,382.33
	Pool: Above Ground / In Ground / Spa	134	0	\$9,236,993.80	\$38,766.33
<b>POOL/WATER FEATURE TOTAL:</b>		<b>206</b>	<b>0</b>	<b>\$9,518,639.90</b>	<b>\$44,813.78</b>
Residential Construction	BLD - Remodel	19	33,792	\$1,128,652.90	\$6,903.55
	BLD - Single Family	193	540,260	\$77,916,108.08	\$2,167,950.14
	BLD - Single Family Mastered	9	19,272	\$2,733,389.00	\$87,795.39
<b>RESIDENTIAL CONSTRUCTION TOTAL:</b>		<b>221</b>	<b>593,324</b>	<b>\$81,778,149.98</b>	<b>\$2,262,649.08</b>
Right of Way - Utility Installation	Right of Way - Utility Installation	25	0	\$0.00	\$2,268.00
<b>RIGHT OF WAY - UTILITY INSTALLATION TOTAL:</b>		<b>25</b>	<b>0</b>	<b>\$0.00</b>	<b>\$2,268.00</b>
Stormwater: Driveway/Resod	Stormwater: Driveway Replacement /	57	0	\$419,936.50	\$8,119.50
	Stormwater: Driveway/Resod	1	0	\$1,014.00	\$125.00
	Stormwater: Resod	13	0	\$23,230.00	\$1,219.60
<b>STORMWATER: DRIVEWAY/RESOD TOTAL:</b>		<b>71</b>	<b>0</b>	<b>\$444,180.50</b>	<b>\$9,464.10</b>
Temporary Habitable Structure	Temporary Habitable Structure	12	0	\$0.00	\$0.00
<b>TEMPORARY HABITABLE STRUCTURE TOTAL:</b>		<b>12</b>	<b>0</b>	<b>\$0.00</b>	<b>\$0.00</b>

*\* Double-click the Permit Work Class Name while in the browser to see Permit details for that Work Class.*

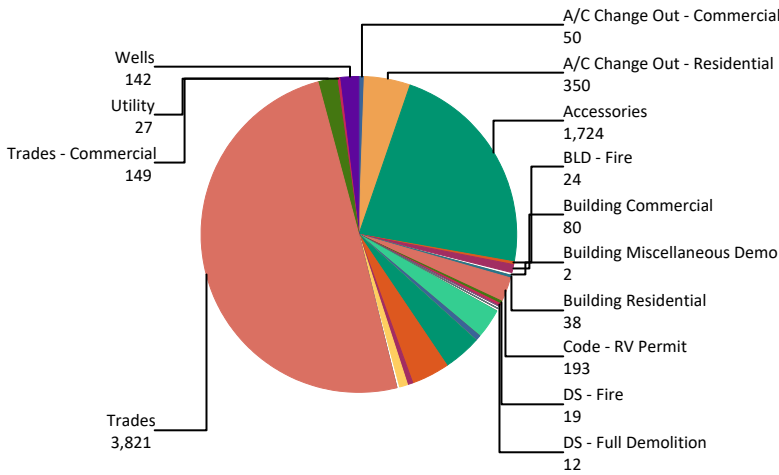
## PERMIT ISSUANCE SUMMARY (04/01/2023 TO 04/30/2023)

Permit Type	Permit Work Class*	Permits Issued	Square Feet	Valuation	Fees Paid
Trades	BLD - Electric Emergency Hookup anc	39	0	\$82,987.68	\$3,312.00
	BLD - Electric for Dock - Res	46	0	\$101,930.00	\$2,767.50
	BLD - Other Roofing - Residential	110	0	\$3,549,736.71	\$8,495.00
	BLD - Plumbing Re-pipe Residential	38	0	\$163,946.00	\$5,282.76
	BLD - Re-Roof Shingle or Metal	2,575	0	\$61,997,575.44	\$204,230.00
	BLD - Re-Roof Tile to Tile	182	0	\$13,137,014.71	\$14,338.00
	Electrical	377	0	\$10,036,404.36	\$49,914.69
	Mechanical/HVAC	4	0	\$33,840.30	\$311.49
	Plumbing/Gas	439	0	\$828,866.20	\$22,460.49
	<b>TRADES TOTAL:</b>	<b>3,810</b>	<b>0</b>	<b>\$89,932,301.40</b>	<b>\$311,111.93</b>
Trades - Commercial	BLD - Electric Emergency Hookup anc	6	0	\$34,259.50	\$504.00
	BLD - Plumbing Re-pipe Commercial	1	0	\$2,000.00	\$139.02
	BLD - Roofing - Commercial	98	0	\$7,979,888.06	\$7,941.50
	Electrical - Commercial	7	0	\$122,250.00	\$2,029.15
	Mechanical/HVAC - Commercial	2	0	\$11,900.00	\$507.89
	Plumbing/Gas - Commercial	5	0	\$78,215.00	\$869.00
	<b>TRADES - COMMERCIAL TOTAL:</b>	<b>119</b>	<b>0</b>	<b>\$8,228,512.56</b>	<b>\$11,990.56</b>
Utility	UTL - Connection Residential	1	0	\$0.00	\$0.00
	UTL - Dual Water	16	0	\$0.00	\$17,916.00
	UTL - Septic Abandonment	1	0	\$0.00	\$0.00
	<b>UTILITY TOTAL:</b>	<b>18</b>	<b>0</b>	<b>\$0.00</b>	<b>\$17,916.00</b>
Wells	Wells	171	0	\$602,547.21	\$42,813.70
	<b>WELLS TOTAL:</b>	<b>171</b>	<b>0</b>	<b>\$602,547.21</b>	<b>\$42,813.70</b>
<b>GRAND TOTAL:</b>		<b>7,186</b>	<b>1,129,139</b>	<b>\$281,959,511.83</b>	<b>\$5,246,711.22</b>

*\* Double-click the Permit Work Class Name while in the browser to see Permit details for that Work Class.*

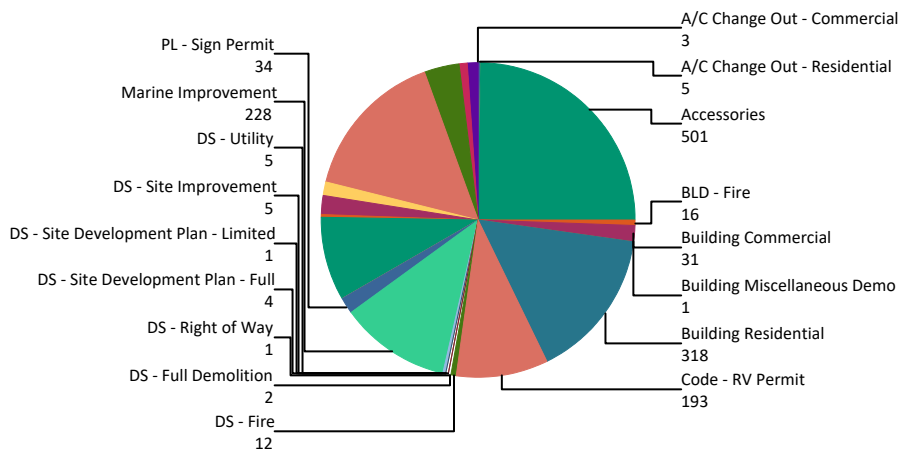
# KEY PERFORMANCE INDICATORS (04/01/2023 TO 04/30/2023) FOR CITY OF CAPE CORAL, FLORIDA

## Permits Applied For By Permit Type



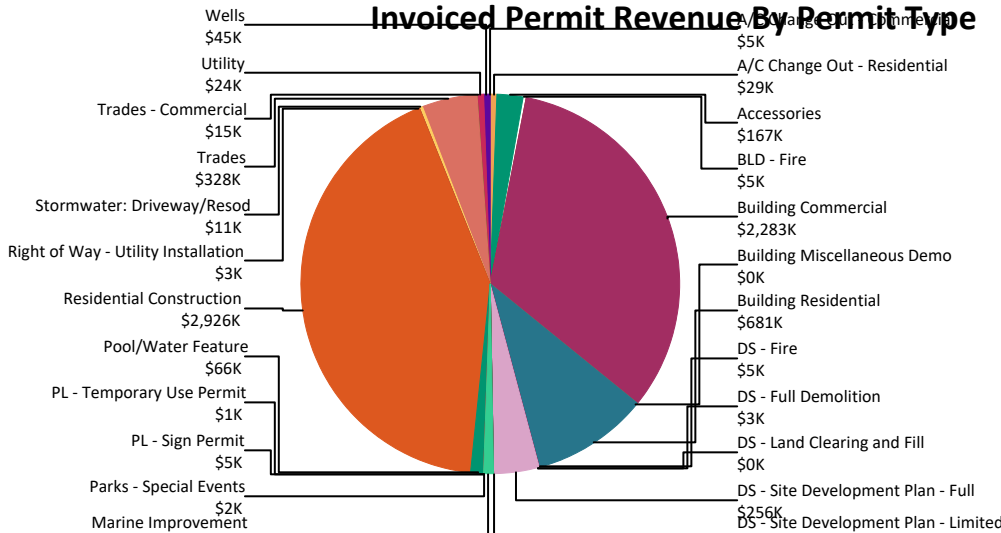
A/C Change Out - Commercial	0.7%
A/C Change Out - Residential	4.6%
Accessories	22.5%
BLD - Fire	0.3%
Building Commercial	1.0%
Building Miscellaneous Demo	0.0%
Building Residential	0.5%
Code - RV Permit	2.5%
DS - Fire	0.2%
DS - Full Demolition	0.2%
DS - Land Clearing and Fill	0.0%
DS - Right of Way	0.0%
DS - Site Development Plan - Full	0.1%
DS - Site Development Plan - Limited	0.1%
DS - Site Improvement	0.1%
DS - Subdivision Construction Plan	0.0%
DS - Utility	0.1%
Fire	0.1%
Marine Improvement	3.0%
Parks - Special Events	0.0%
PL - Sign Permit	0.5%
PL - Temporary Use Permit	0.1%
Pool/Water Feature	3.8%
Residential Construction	4.1%
Right of Way - Utility Installation	0.4%
Stormwater: Driveway/Resod	1.0%
Temporary Habitable Structure	0.1%
Trades	49.8%
Trades - Commercial	1.9%
Utility	0.4%
Wells	1.8%
<b>Total:</b>	<b>100.0%</b>

## Permits Expired By Permit Type



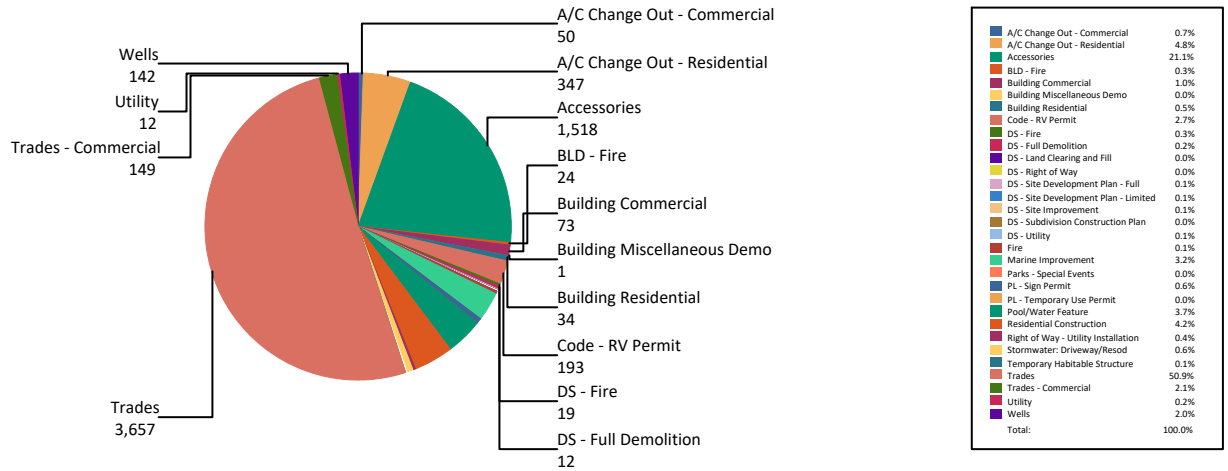
A/C Change Out - Commercial	0.1%
A/C Change Out - Residential	0.2%
Accessories	24.5%
BLD - Fire	0.8%
Building Commercial	1.5%
Building Miscellaneous Demo	0.0%
Building Residential	15.6%
Code - RV Permit	9.4%
DS - Fire	0.6%
DS - Full Demolition	0.1%
DS - Land Clearing and Fill	0.0%
DS - Right of Way	0.0%
DS - Site Development Plan - Full	0.2%
DS - Site Development Plan - Limited	0.0%
DS - Site Improvement	0.2%
DS - Subdivision Construction Plan	0.0%
DS - Utility	0.2%
Fire	0.0%
Marine Improvement	11.2%
Parks - Special Events	0.0%
PL - Sign Permit	1.7%
PL - Temporary Use Permit	0.2%
Pool/Water Feature	8.4%
Residential Construction	0.5%
Right of Way - Utility Installation	2.0%
Stormwater: Driveway/Resod	1.4%
Temporary Habitable Structure	0.0%
Trades	15.5%
Trades - Commercial	3.6%
Utility	0.8%
Wells	1.1%
<b>Total:</b>	<b>100.0%</b>

## Invoiced Permit Revenue By Permit Type



A/C Change Out - Commercial	0.1%
A/C Change Out - Residential	0.4%
Accessories	2.4%
BLD - Fire	0.1%
Building Commercial	33.0%
Building Miscellaneous Demo	0.0%
Building Residential	9.8%
Code - RV Permit	0.0%
DS - Fire	0.1%
DS - Full Demolition	0.0%
DS - Land Clearing and Fill	0.0%
DS - Right of Way	0.0%
DS - Site Development Plan - Full	3.7%
DS - Site Development Plan - Limited	0.0%
DS - Site Improvement	0.0%
DS - Subdivision Construction Plan	0.0%
DS - Utility	0.1%
Fire	0.0%
Marine Improvement	0.7%
Parks - Special Events	0.0%
PL - Sign Permit	0.1%
PL - Temporary Use Permit	0.0%
Pool/Water Feature	1.0%
Residential Construction	42.3%
Right of Way - Utility Installation	0.0%
Stormwater: Driveway/Resod	0.2%
Temporary Habitable Structure	0.0%
Trades	4.7%
Trades - Commercial	0.2%
Utility	0.3%
Wells	0.6%
<b>Total:</b>	<b>100.0%</b>

Permits Applied Online By Permit Type





**KEY PERFORMANCE INDICATORS (04/01/2023 TO 04/30/2023)**

<b>Permit Type</b>	<b>Class</b>	<b>District</b>	<b>Status</b>	<b>Applied Online</b>	<b>Permits Applied</b>	<b>Permits Expired</b>	<b>Invoiced Fee Total</b>
<b>Permit Totals:</b>				7,182	7,676	2,044	\$6,916,617.44