



**PERMITTING SERVICES DIVISION**

Permits Applied	<b>9,031</b>
Permits Issued	<b>7,625</b>
Front Counter Average Wait Time (minutes)	123.89

**BUILDING DIVISION**

**Plan Review**

Average Building Code Review Times (Business Days)

Residential	7.7
Commercial	20.2

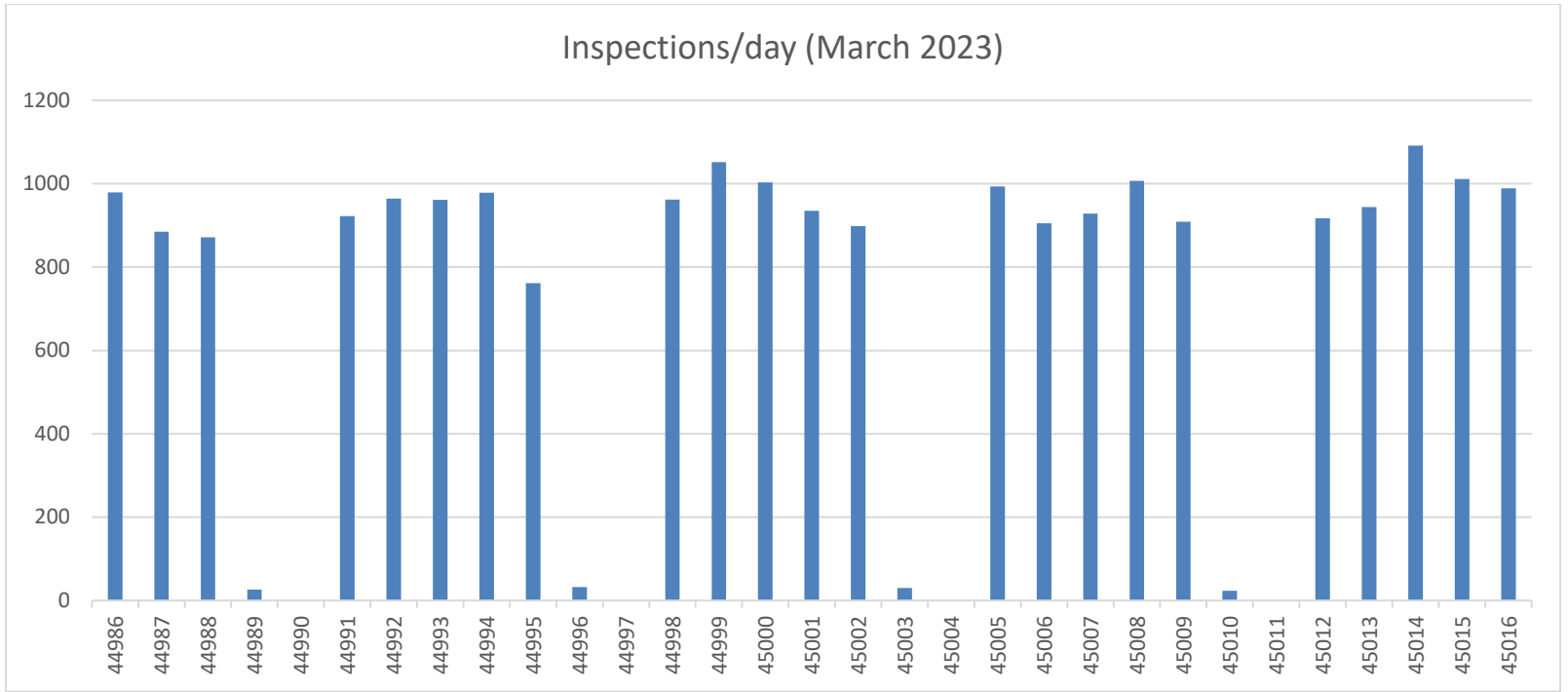
**Inspections**

Scheduled / Completed - City	<b>21,976 / 21,976</b>
Inspection Time	Next day, except high volume of roofing permits
Completed - Private Provider	4,720

**Number of personnel dedicated to enforcing the Florida Building Code, issuing building permits, and conducting inspections:**

#	Permitting Services Division	#	Building Division
1	Manager	1	Building Official
1	Admin Assist	1	Admin Assist
3	Supervisors	1	CSR
23	Permit Technicians	24	Building Inspectors
3	Permit Specialists	3	Ordinance Inspectors
4	Permit Coordinators	12	Plans Examiners
<b>35</b>	<b>TOTAL</b>	<b>42</b>	<b>TOTAL</b>





<b>TOTAL PERMITS (ISSUED) FISCAL YEAR <u>2023</u></b>	<b>#</b>
OCTOBER	5,101
NOVEMBER	7,380
DECEMBER	8,481
JANUARY	9,582
FEBRUARY	8,132
MARCH	7,625
<b>TOTAL TO DATE</b>	<b>46,301</b>

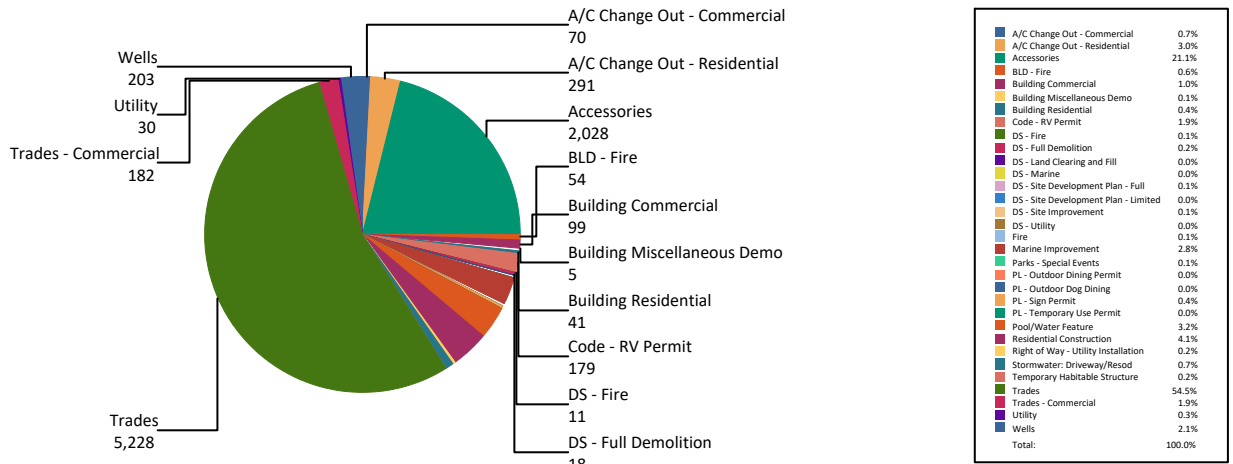
# PERMIT ISSUANCE SUMMARY (03/01/2023 TO 03/31/2023) FOR CITY OF CAPE CORAL, FLORIDA

Permit Type	Permit Work Class*	Permits Issued	Square Feet	Valuation	Fees Paid
A/C Change Out - Commercial	BLD - A/C Change Out - Commercial	56	0	\$331,255.85	\$4,040.25
<b>A/C CHANGE OUT - COMMERCIAL TOTAL:</b>		<b>56</b>	<b>0</b>	<b>\$331,255.85</b>	<b>\$4,040.25</b>
A/C Change Out - Residential	BLD - A/C Change Out - Residential	287	0	\$2,343,430.19	\$22,534.50
<b>A/C CHANGE OUT - RESIDENTIAL TOTAL:</b>		<b>287</b>	<b>0</b>	<b>\$2,343,430.19</b>	<b>\$22,534.50</b>
Accessories	BLD - Fence Repair/Replace Residen	138	0	\$792,527.75	\$14,561.25
	BLD - Garage Door Replacement	140	0	\$569,741.65	\$16,263.00
	BLD - Shutters or Awning - Res	65	0	\$501,997.52	\$5,519.75
	BLD - Shutters or Awning with Electric	1	0	\$1,970.00	\$232.28
	BLD - Shutters or Awning with Electric	70	0	\$1,055,993.64	\$7,883.25
	Concrete: RetainingWall/Slab/Pilings/(	12	0	\$122,190.00	\$1,191.75
	Dumpster Enclosure	1	0	\$15,000.00	\$486.75
	Enclosure: Fence / Screen	592	0	\$9,540,631.83	\$50,226.02
	Flagpole	1	0	\$65.00	\$0.00
	Shade Structure: Gazebo, Pergola, St	3	0	\$17,537.48	\$984.75
	Shed	55	0	\$369,656.20	\$6,947.10
	Window/Door	394	0	\$5,603,827.95	\$36,157.81
	<b>ACCESSORIES TOTAL:</b>		<b>1,472</b>	<b>0</b>	<b>\$18,591,139.02</b>
BLD - Fire	Fire: Alarm / Monitoring / Sprinkler / St	60	0	\$558,254.00	\$11,205.97
<b>BLD - FIRE TOTAL:</b>		<b>60</b>	<b>0</b>	<b>\$558,254.00</b>	<b>\$11,205.97</b>
Building Commercial	Antenna/Tower	1	0	\$25,000.00	\$270.75
	Construction Commercial	38	300,561	\$23,324,678.92	\$1,233,431.71
	General Permit: Canopy / Carport / Fir	5	42	\$29,740.00	\$1,948.75
	Tank: Storage / Fuel / Chlorine	2	0	\$55,000.00	\$1,017.55
	Temporary Trailer: Sales/Construction	1	0	\$8,000.00	\$2,567.82
<b>BUILDING COMMERCIAL TOTAL:</b>		<b>47</b>	<b>300,603</b>	<b>\$23,442,418.92</b>	<b>\$1,239,236.58</b>
Building Miscellaneous Demo	Building Miscellaneous Demo	1	0	\$50,000.00	\$493.75
<b>BUILDING MISCELLANEOUS DEMO TOTAL:</b>		<b>1</b>	<b>0</b>	<b>\$50,000.00</b>	<b>\$493.75</b>
Building Residential	Residential Construction	114	303,124	\$40,154,804.79	\$1,244,782.24
	Struc Misc: Truss Repair/Wood Deck/!	6	4,030	\$89,235.72	\$508.27
<b>BUILDING RESIDENTIAL TOTAL:</b>		<b>120</b>	<b>307,154</b>	<b>\$40,244,040.51</b>	<b>\$1,245,290.51</b>
Code - RV Permit	Code - RV Permit	167	0	\$0.00	\$0.00
<b>CODE - RV PERMIT TOTAL:</b>		<b>167</b>	<b>0</b>	<b>\$0.00</b>	<b>\$0.00</b>
DS - Fire	DS - Underground Fire Line	4	0	\$117,680.00	\$1,027.79
<b>DS - FIRE TOTAL:</b>		<b>4</b>	<b>0</b>	<b>\$117,680.00</b>	<b>\$1,027.79</b>
DS - Full Demolition	DS - Full Demolition	32	0	\$689,548.00	\$7,020.00
<b>DS - FULL DEMOLITION TOTAL:</b>		<b>32</b>	<b>0</b>	<b>\$689,548.00</b>	<b>\$7,020.00</b>
DS - Land Clearing and Fill	DS - Land Clearing and Fill	2	0	\$7,000.00	\$372.00
<b>DS - LAND CLEARING AND FILL TOTAL:</b>		<b>2</b>	<b>0</b>	<b>\$7,000.00</b>	<b>\$372.00</b>

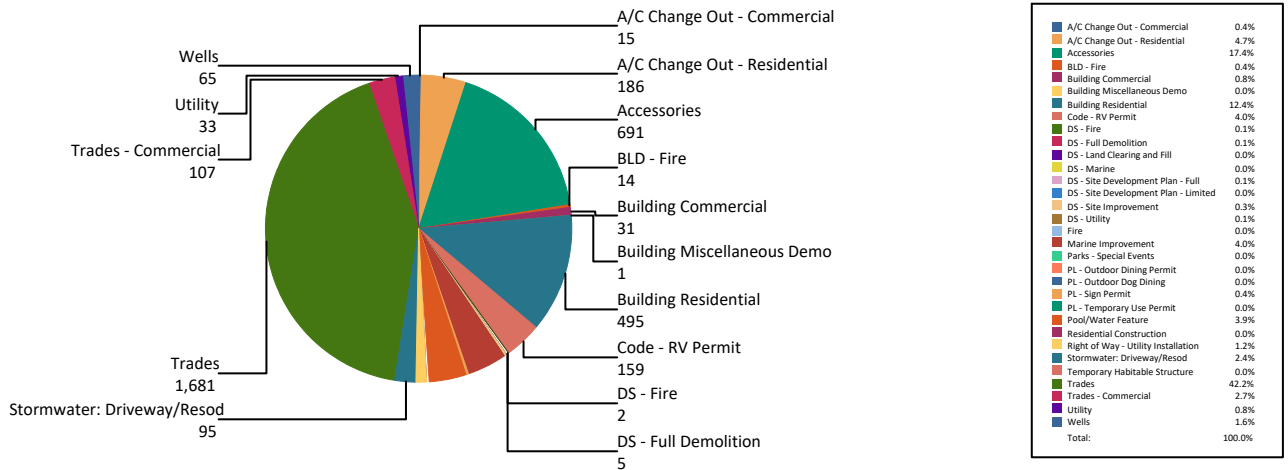
*\* Double-click the Permit Work Class Name while in the browser to see Permit details for that Work Class.*

# KEY PERFORMANCE INDICATORS (03/01/2023 TO 03/31/2023) FOR CITY OF CAPE CORAL, FLORIDA

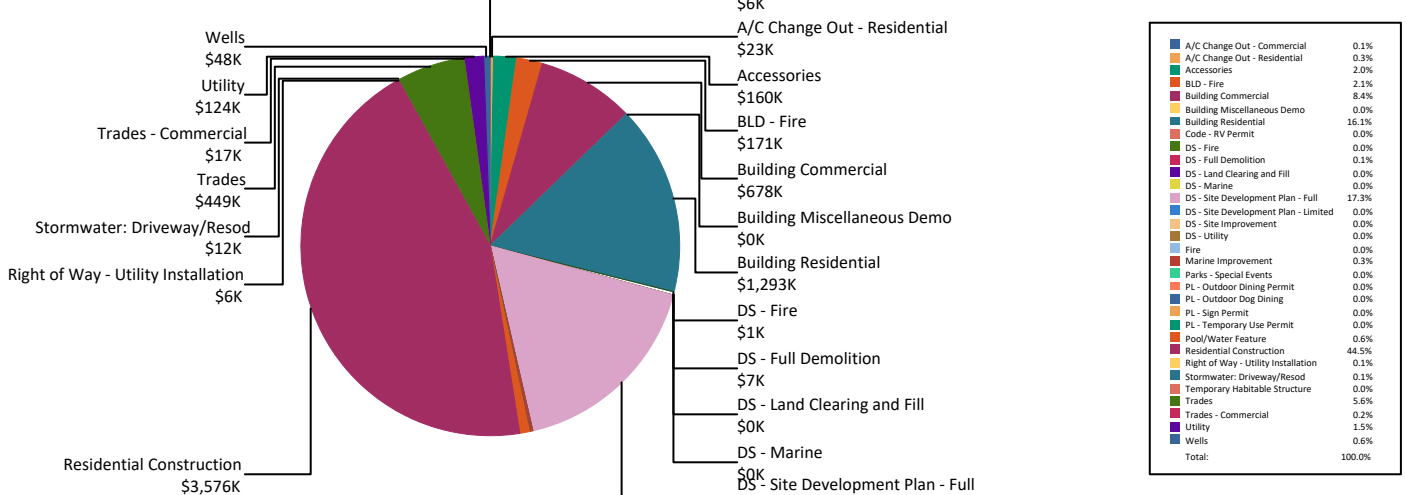
## Permits Applied For By Permit Type



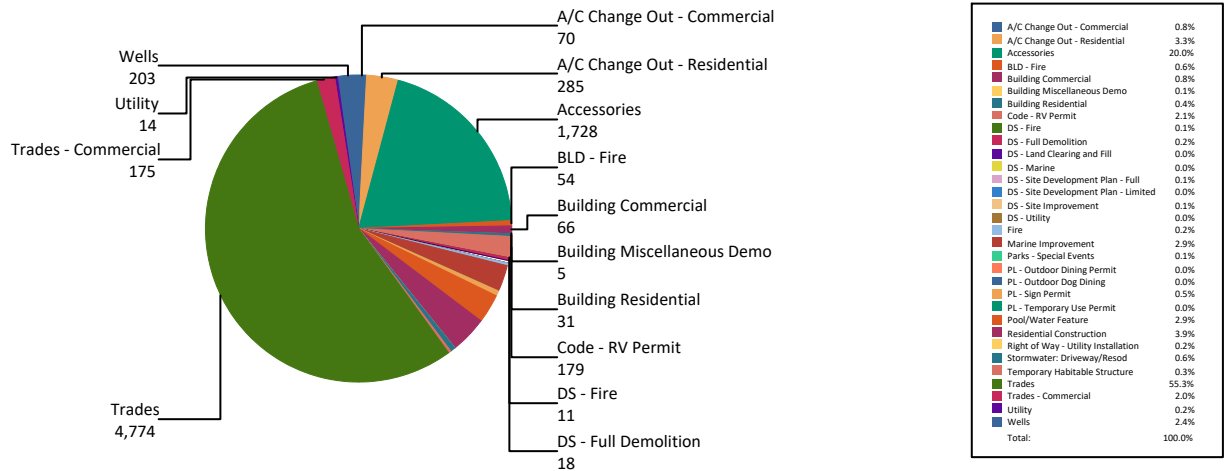
## Permits Expired By Permit Type



## Invoiced Permit Revenue By Permit Type



Permits Applied Online By Permit Type



## PERMIT ISSUANCE SUMMARY (03/01/2023 TO 03/31/2023)

Permit Type	Permit Work Class*	Permits Issued	Square Feet	Valuation	Fees Paid
DS - Marine	DS - Spot Dredge	1	0	\$79,000.00	\$101.00
	<b>DS - MARINE TOTAL:</b>	<b>1</b>	<b>0</b>	<b>\$79,000.00</b>	<b>\$101.00</b>
DS - SDP & SCP Plan Amendment	DS - SDP & SCP Plan Amendment	1	0	\$0.00	\$664.00
	<b>DS - SDP &amp; SCP PLAN AMENDMENT TOTAL:</b>	<b>1</b>	<b>0</b>	<b>\$0.00</b>	<b>\$664.00</b>
DS - Site Development Plan - Full	DS - Site Development Plan - Full	5	0	\$550,000.00	\$58,819.22
	<b>DS - SITE DEVELOPMENT PLAN - FULL TOTAL:</b>	<b>5</b>	<b>0</b>	<b>\$550,000.00</b>	<b>\$58,819.22</b>
DS - Site Development Plan - Limited	DS - Site Development Plan - Limited	3	0	\$0.00	\$7,977.73
	<b>DS - SITE DEVELOPMENT PLAN - LIMITED TOTAL:</b>	<b>3</b>	<b>0</b>	<b>\$0.00</b>	<b>\$7,977.73</b>
DS - Site Improvement	DS - Parking Lot	6	0	\$48,698.31	\$1,554.30
	DS - Site Improvement Phase - Misc.	1	0	\$2,600,000.00	\$564.00
	<b>DS - SITE IMPROVEMENT TOTAL:</b>	<b>7</b>	<b>0</b>	<b>\$2,648,698.31</b>	<b>\$2,118.30</b>
DS - Utility	DS - Backflow Prevention	6	0	\$7,522.32	\$396.00
	DS - Utility Services Relocation	2	0	\$23,000.00	\$1,766.00
	<b>DS - UTILITY TOTAL:</b>	<b>8</b>	<b>0</b>	<b>\$30,522.32</b>	<b>\$2,162.00</b>
Marine Improvement	Marine Improvement	79	0	\$1,450,819.71	\$11,270.26
	<b>MARINE IMPROVEMENT TOTAL:</b>	<b>79</b>	<b>0</b>	<b>\$1,450,819.71</b>	<b>\$11,270.26</b>
Parks - Special Events	Parks - Special Events Permit	8	0	\$0.00	\$1,125.00
	<b>PARKS - SPECIAL EVENTS TOTAL:</b>	<b>8</b>	<b>0</b>	<b>\$0.00</b>	<b>\$1,125.00</b>
PL - Sign Permit	PL - Building Sign	2	73	\$10,514.00	\$367.31
	PL - Freestanding Sign	4	187	\$6,960.00	\$564.59
	<b>PL - SIGN PERMIT TOTAL:</b>	<b>6</b>	<b>260</b>	<b>\$17,474.00</b>	<b>\$931.90</b>
Pool/Water Feature	Pool Deck Addition	5	0	\$83,445.15	\$1,343.32
	Pool Heater: Gas / Solar / Electric	30	0	\$71,590.00	\$2,018.04
	Pool: Above Ground / In Ground / Spa	135	0	\$13,181,394.97	\$42,688.48
	<b>POOL/WATER FEATURE TOTAL:</b>	<b>170</b>	<b>0</b>	<b>\$13,336,430.12</b>	<b>\$46,049.84</b>
Residential Construction	BLD - Remodel	19	25,659	\$1,160,439.57	\$7,133.08
	BLD - Single Family	209	578,714	\$86,792,019.87	\$2,343,564.10
	<b>RESIDENTIAL CONSTRUCTION TOTAL:</b>	<b>228</b>	<b>604,373</b>	<b>\$87,952,459.44</b>	<b>\$2,350,697.18</b>
Right of Way - Utility Installation	Right of Way - Utility Installation	18	0	\$0.00	\$1,134.00
	<b>RIGHT OF WAY - UTILITY INSTALLATION TOTAL:</b>	<b>18</b>	<b>0</b>	<b>\$0.00</b>	<b>\$1,134.00</b>
Stormwater: Driveway/Resod	Stormwater: Driveway Replacement /	64	0	\$514,996.00	\$9,004.38
	Stormwater: Resod	10	0	\$26,030.00	\$977.50

*\* Double-click the Permit Work Class Name while in the browser to see Permit details for that Work Class.*

## PERMIT ISSUANCE SUMMARY (03/01/2023 TO 03/31/2023)

Permit Type	Permit Work Class*	Permits Issued	Square Feet	Valuation	Fees Paid
<b>STORMWATER: DRIVEWAY/RESOD TOTAL:</b>		<b>74</b>	<b>0</b>	<b>\$541,026.00</b>	<b>\$9,981.88</b>
Temporary Habitable Structure	Temporary Habitable Structure	33	0	\$0.00	\$0.00
<b>TEMPORARY HABITABLE STRUCTURE TOTAL:</b>		<b>33</b>	<b>0</b>	<b>\$0.00</b>	<b>\$0.00</b>
Trades	BLD - Electric Emergency Hookup anc	37	0	\$59,027.00	\$3,144.00
	BLD - Electric for Dock - Res	56	0	\$154,260.00	\$3,390.00
	BLD - Other Roofing - Residential	178	0	\$5,831,505.16	\$13,259.00
	BLD - Plumbing Re-pipe Residential	50	0	\$329,360.00	\$6,867.63
	BLD - Re-Roof Shingle or Metal	3,766	0	\$94,540,844.22	\$297,126.00
	BLD - Re-Roof Tile to Tile	214	0	\$15,702,582.65	\$16,913.50
	Electrical	331	0	\$15,396,488.63	\$47,536.56
	Mechanical/HVAC	2	0	\$9,400.00	\$158.00
	Plumbing/Gas	257	0	\$623,113.01	\$15,211.41
<b>TRADES TOTAL:</b>		<b>4,891</b>	<b>0</b>	<b>\$132,646,580.67</b>	<b>\$403,606.10</b>
Trades - Commercial	BLD - Electric Emergency Hookup anc	10	0	\$140,812.00	\$840.00
	BLD - Plumbing Re-pipe Commercial	3	0	\$83,585.00	\$417.06
	BLD - Roofing - Commercial	128	0	\$12,608,671.64	\$10,009.50
	Electrical - Commercial	13	0	\$70,401.25	\$2,549.23
	Plumbing/Gas - Commercial	8	0	\$27,300.00	\$1,031.50
<b>TRADES - COMMERCIAL TOTAL:</b>		<b>162</b>	<b>0</b>	<b>\$12,930,769.89</b>	<b>\$14,847.29</b>
Utility	UTL - Connection Residential	4	0	\$0.00	\$126,277.83
	UTL - Dual Water	15	0	\$0.00	\$0.00
	UTL - Septic Abandonment	2	0	\$0.00	\$150.00
<b>UTILITY TOTAL:</b>		<b>21</b>	<b>0</b>	<b>\$0.00</b>	<b>\$126,427.83</b>
Wells	Wells	179	0	\$509,074.00	\$41,684.30
<b>WELLS TOTAL:</b>		<b>179</b>	<b>0</b>	<b>\$509,074.00</b>	<b>\$41,684.30</b>
<b>GRAND TOTAL:</b>		<b>8,142</b>	<b>1,212,389</b>	<b>\$339,067,620.95</b>	<b>\$5,751,272.89</b>

*\* Double-click the Permit Work Class Name while in the browser to see Permit details for that Work Class.*