



**PERMITTING SERVICES DIVISION**

Permits Applied	<b>9,272</b>
Permits Issued	<b>9,582</b>
Front Counter Average Wait Time (minutes)	31.49

**BUILDING DIVISION**

**Plan Review**

Average Building Code Review Times (Business Days)

Residential	22
Commercial	19

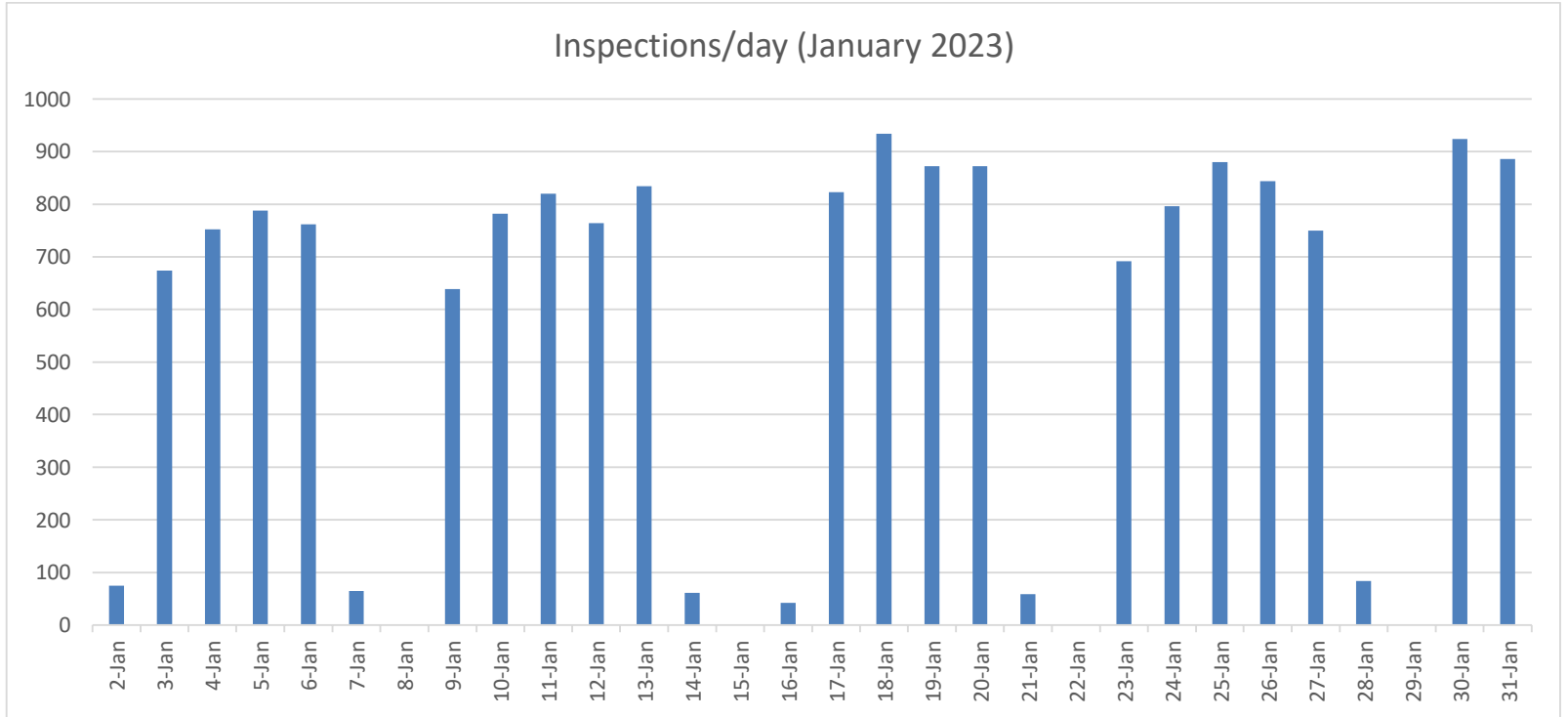
**Inspections**

Scheduled / Completed - City	<b>12,808 / 12,808</b>
Inspection Time	Next day, except high volume of roofing permits
Completed - Private Provider	3896

**Number of personnel dedicated to enforcing the Florida Building Code, issuing building permits, and conducting inspections:**

#	Permitting Services Division	#	Building Division
1	Manager	1	Building Official
1	Admin Assist	1	Admin Assist
3	Supervisors	1	CSR
26	Permit Technicians	24	Building Inspectors
2	Permit Specialists	3	Ordinance Inspectors
5	Permit Coordinators	12	Plans Examiners
<b>38</b>	<b>TOTAL</b>	<b>42</b>	<b>TOTAL</b>





<b>TOTAL PERMITS (ISSUED) FISCAL YEAR <u>2023</u></b>	<b>#</b>
OCTOBER	5,101
NOVEMBER	7,380
DECEMBER	8,481
JANUARY	9,582
<b>TOTAL TO DATE:</b>	<b>30,544</b>

**PERMIT ISSUANCE SUMMARY (01/01/2023 TO 01/31/2023)  
FOR CITY OF CAPE CORAL, FLORIDA**

Permit Type	Permit Work Class	Permits Issued	Square Feet	Valuation	Fees Paid
A/C Change Out - Commercial	BLD - A/C Change Out - Commercial	86	0	\$577,880.77	\$3,713.00
<b>A/C CHANGE OUT - COMMERCIAL TOTAL:</b>		<b>86</b>	<b>0</b>	<b>\$577,880.77</b>	<b>\$3,713.00</b>
A/C Change Out - Residential	BLD - A/C Change Out - Residential	242	0	\$1,977,859.60	\$16,245.25
<b>A/C CHANGE OUT - RESIDENTIAL TOTAL:</b>		<b>242</b>	<b>0</b>	<b>\$1,977,859.60</b>	<b>\$16,245.25</b>
Accessories	BLD - Fence Repair/Replace	232	0	\$861,683.24	\$10,814.75
	BLD - Garage Door Replacement	59	0	\$161,343.00	\$5,616.00
	BLD - Shutters or Awning - Res	32	0	\$237,222.21	\$2,696.45
	BLD - Shutters or Awning with	96	0	\$1,394,666.93	\$10,968.00
	Concrete:	11	0	\$56,850.00	\$962.25
	Dumpster Enclosure	2	0	\$115,000.00	\$636.75
	Enclosure: Fence / Screen	574	0	\$11,114,856.00	\$15,616.91
	Shade Structure: Gazebo, Pergola,	3	0	\$47,818.00	\$984.75
	Shed	88	0	\$416,850.82	\$10,195.82
	Window/Door	440	0	\$5,625,175.35	\$32,781.47
	<b>ACCESSORIES TOTAL:</b>		<b>1,537</b>	<b>0</b>	<b>\$20,031,465.55</b>
BLD - Fire	Fire: Alarm / Monitoring / Sprinkler /	42	0	\$747,481.20	\$12,106.53
<b>BLD - FIRE TOTAL:</b>		<b>42</b>	<b>0</b>	<b>\$747,481.20</b>	<b>\$12,106.53</b>
Building Commercial	Antenna/Tower	6	35	\$213,483.00	\$1,644.00
	Construction Commercial	27	335,055	\$20,749,429.80	\$1,505,338.54
	General Permit: Canopy / Carport /	2	1,694	\$42,648.00	\$502.00
	Temporary Trailer: Sales/Construction	1	0	\$18,000.00	\$817.07
<b>BUILDING COMMERCIAL TOTAL:</b>		<b>36</b>	<b>336,784</b>	<b>\$21,023,560.80</b>	<b>\$1,508,301.61</b>
Building Miscellaneous Demo	Building Miscellaneous Demo	1	0	\$1,200.00	\$101.25
<b>BUILDING MISCELLANEOUS DEMO TOTAL:</b>		<b>1</b>	<b>0</b>	<b>\$1,200.00</b>	<b>\$101.25</b>
Building Residential	Residential Construction	241	545,596	\$81,702,369.08	\$2,289,546.37
	Struc Misc: Truss Repair/Wood	3	0	\$44,730.80	\$183.25
<b>BUILDING RESIDENTIAL TOTAL:</b>		<b>244</b>	<b>545,596</b>	<b>\$81,747,099.88</b>	<b>\$2,289,729.62</b>
Code - RV Permit	Code - RV Permit	16	0	\$0.00	\$0.00
<b>CODE - RV PERMIT TOTAL:</b>		<b>16</b>	<b>0</b>	<b>\$0.00</b>	<b>\$0.00</b>
DS - Fire	DS - Underground Fire Line	4	0	\$66,400.00	\$625.24
<b>DS - FIRE TOTAL:</b>		<b>4</b>	<b>0</b>	<b>\$66,400.00</b>	<b>\$625.24</b>
DS - Full Demolition	DS - Full Demolition	6	0	\$85,303.00	\$19.05
<b>DS - FULL DEMOLITION TOTAL:</b>		<b>6</b>	<b>0</b>	<b>\$85,303.00</b>	<b>\$19.05</b>
DS - Land Clearing and Fill	DS - Land Clearing and Fill	1	0	\$2,000.00	\$160.00
<b>DS - LAND CLEARING AND FILL TOTAL:</b>		<b>1</b>	<b>0</b>	<b>\$2,000.00</b>	<b>\$160.00</b>
DS - Site Development Plan - Full	DS - Site Development Plan - Full	5	0	\$1,590,507.50	\$46,608.82

## PERMIT ISSUANCE SUMMARY (01/01/2023 TO 01/31/2023)

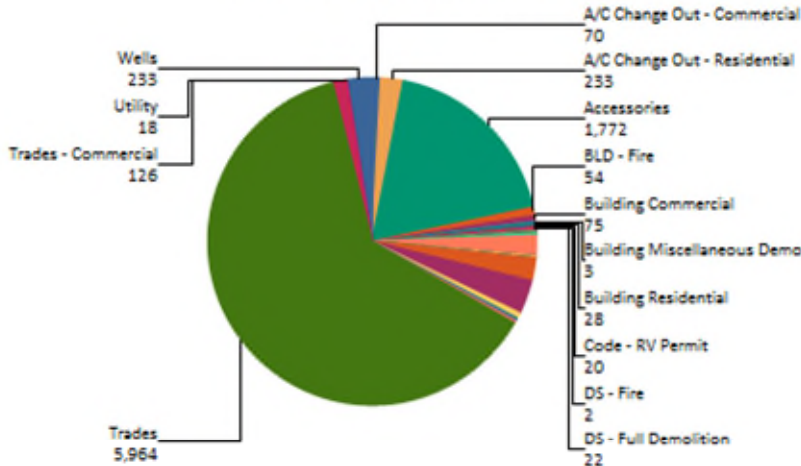
Permit Type	Permit Work Class*	Permits Issued	Square Feet	Valuation	Fees Paid
<b>DS - SITE DEVELOPMENT PLAN - FULL TOTAL:</b>		<b>5</b>	<b>0</b>	<b>\$1,590,507.50</b>	<b>\$46,608.82</b>
DS - Site Development Plan - Limited	DS - Site Development Plan - Limited	3	0	\$36,900.00	\$12,801.00
<b>DS - SITE DEVELOPMENT PLAN - LIMITED TOTAL:</b>		<b>3</b>	<b>0</b>	<b>\$36,900.00</b>	<b>\$12,801.00</b>
DS - Site Improvement	DS - Parking Lot	1	0	\$3,131.00	\$259.05
	DS - Relocation of Residential	1	0	\$12,000.00	\$877.00
<b>DS - SITE IMPROVEMENT TOTAL:</b>		<b>2</b>	<b>0</b>	<b>\$15,131.00</b>	<b>\$1,136.05</b>
DS - Utility	DS - Backflow Prevention	1	0	\$300.00	\$66.00
<b>DS - UTILITY TOTAL:</b>		<b>1</b>	<b>0</b>	<b>\$300.00</b>	<b>\$66.00</b>
Marine Improvement	Marine Improvement	276	0	\$7,306,452.21	\$31,665.49
<b>MARINE IMPROVEMENT TOTAL:</b>		<b>276</b>	<b>0</b>	<b>\$7,306,452.21</b>	<b>\$31,665.49</b>
Parks - Special Events	Parks - Special Events Permit	6	0	\$0.00	\$330.00
<b>PARKS - SPECIAL EVENTS TOTAL:</b>		<b>6</b>	<b>0</b>	<b>\$0.00</b>	<b>\$330.00</b>
PL - Sign Permit	PL - Building Sign	13	430	\$34,015.00	\$2,021.05
	PL - Freestanding Sign	3	116	\$59,580.00	\$822.59
<b>PL - SIGN PERMIT TOTAL:</b>		<b>16</b>	<b>546</b>	<b>\$93,595.00</b>	<b>\$2,843.64</b>
Pool/Water Feature	Pool Deck Addition	2	0	\$65,958.00	\$555.04
	Pool Heater: Gas / Solar / Electric	69	0	\$217,639.00	\$5,173.44
	Pool: Above Ground / In Ground / Spa /	196	0	\$13,260,613.59	\$55,778.80
<b>POOL/WATER FEATURE TOTAL:</b>		<b>267</b>	<b>0</b>	<b>\$13,544,210.59</b>	<b>\$61,507.28</b>
Residential Construction	BLD - Remodel	22	31,010	\$1,322,260.41	\$1,265.63
	BLD - Single Family	214	719,471	\$90,183,779.63	\$2,544,812.77
<b>RESIDENTIAL CONSTRUCTION TOTAL:</b>		<b>236</b>	<b>750,481</b>	<b>\$91,506,040.04</b>	<b>\$2,546,078.40</b>
Right of Way - Utility Installation	Right of Way - Utility Installation	48	0	\$0.00	\$5,796.00
<b>RIGHT OF WAY - UTILITY INSTALLATION TOTAL:</b>		<b>48</b>	<b>0</b>	<b>\$0.00</b>	<b>\$5,796.00</b>
Stormwater: Driveway/Resod	Stormwater: Driveway Replacement /	41	0	\$307,790.00	\$5,715.54
	Stormwater: Driveway/Resod	1	0	\$18,500.00	\$125.00
	Stormwater: Resod	4	0	\$4,820.00	\$367.60
<b>STORMWATER: DRIVEWAY/RESOD TOTAL:</b>		<b>46</b>	<b>0</b>	<b>\$331,110.00</b>	<b>\$6,208.14</b>
Trades	BLD - Electric Emergency Hookup and	38	0	\$80,711.00	\$2,856.00
	BLD - Electric for Dock - Res	36	0	\$90,059.50	\$2,288.00
	BLD - Other Roofing - Residential	635	0	\$17,872,775.40	\$18,606.50
	BLD - Plumbing Re-pipe Residential	36	0	\$167,381.30	\$4,865.70
	BLD - Re-Roof Shingle or Metal	4,628	0	\$107,284,878.50	\$213,423.50
	BLD - Re-Roof Tile to Tile	149	0	\$10,849,783.11	\$7,268.00
	Electrical	430	0	\$33,526,620.62	\$49,696.60
	Mechanical/HVAC	11	0	\$133,414.00	\$812.39
	Plumbing/Gas	335	0	\$814,229.62	\$22,452.96

## PERMIT ISSUANCE SUMMARY (01/01/2023 TO 01/31/2023)

Permit Type	Permit Work Class *	Permits Issued	Square Feet	Valuation	Fees Paid
<b>TRADES TOTAL:</b>		<b>6,298</b>	<b>0</b>	<b>\$170,819,853.05</b>	<b>\$322,269.65</b>
Trades - Commercial	BLD - Electric Emergency Hookup and	11	0	\$91,056.40	\$336.00
	BLD - Plumbing Re-pipe Commercial	4	0	\$16,699.00	\$556.08
	BLD - Roofing - Commercial	85	0	\$16,062,592.47	\$2,916.00
	Electrical - Commercial	12	0	\$87,724.00	\$1,467.15
	Mechanical/HVAC - Commercial	9	0	\$79,310.00	\$1,114.53
	Plumbing/Gas - Commercial	8	0	\$17,895.00	\$960.25
<b>TRADES - COMMERCIAL TOTAL:</b>		<b>129</b>	<b>0</b>	<b>\$16,355,276.87</b>	<b>\$7,350.01</b>
Utility	UTL - Dual Water	10	0	\$0.00	\$0.00
<b>UTILITY TOTAL:</b>		<b>10</b>	<b>0</b>	<b>\$0.00</b>	<b>\$0.00</b>
Wells	Wells	230	0	\$876,211.00	\$58,609.74
<b>WELLS TOTAL:</b>		<b>230</b>	<b>0</b>	<b>\$876,211.00</b>	<b>\$58,609.74</b>
<b>GRAND TOTAL:</b>		<b>9,788</b>	<b>1,633,407</b>	<b>\$428,735,838.06</b>	<b>\$7,025,544.92</b>

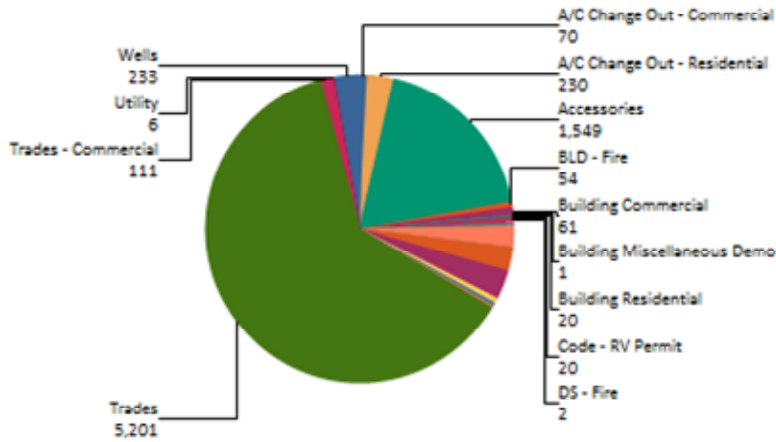
# KEY PERFORMANCE INDICATORS (01/01/2023 TO 01/31/2023) FOR CITY OF CAPE CORAL, FLORIDA

## Permits Applied For By Permit Type



A/C Change Out - Commercial	0.1%
A/C Change Out - Residential	3.4%
Accessories	18.6%
BLD - Fire	0.5%
Building Commercial	0.5%
Building Miscellaneous Demo	0.0%
Building Residential	0.4%
Code - RV Permit	0.3%
DS - Fire	0.0%
DS - Full Demolition	0.3%
DS - Land Clearing and RI	0.0%
DS - Right of Way	0.0%
DS - SDP & SDP Plan Amendment	0.0%
DS - Site Development Plan - Full	0.0%
DS - Site Development Plan - Limited	0.0%
DS - Site Improvement	0.1%
DS - Subdivision Construction Plan	0.0%
DS - Utility	0.1%
Fire	0.3%
Marina Improvement	1.8%
Party - Special Events	0.0%
Pl - Age Permit	0.0%
Pl - Temporary Use Permit	0.0%
Pool/Spa/Hot Tub	2.8%
Residential Construction	8.2%
Right of Way - Utility Installation	0.0%
Structural - Structural Repair	0.0%
Temporary Mobile Structure	0.0%
Trades	50.2%
Trades - Commercial	1.8%
Utility	0.3%
Wells	3.4%
Total	100.0%

## Permits Applied Online By Permit Type



A/C Change Out - Commercial	0.8%
A/C Change Out - Residential	3.8%
Accessories	18.2%
BLD - Fire	0.5%
Building Commercial	0.7%
Building Miscellaneous Demo	0.0%
Building Residential	0.2%
Code - RV Permit	0.2%
DS - Fire	0.0%
DS - Full Demolition	0.8%
DS - Land Clearing and RI	0.0%
DS - Right of Way	0.0%
DS - SDP & SDP Plan Amendment	0.0%
DS - Site Development Plan - Full	0.0%
DS - Site Development Plan - Limited	0.0%
DS - Site Improvement	0.1%
DS - Subdivision Construction Plan	0.0%
DS - Utility	0.1%
Fire	0.3%
Marina Improvement	1.5%
Party - Special Events	0.0%
Pl - Age Permit	0.0%
Pl - Temporary Use Permit	0.0%
Pool/Spa/Hot Tub	2.6%
Residential Construction	8.0%
Right of Way - Utility Installation	0.0%
Structural - Structural Repair	0.0%
Temporary Mobile Structure	0.0%
Trades	49.2%
Trades - Commercial	1.8%
Utility	0.2%
Wells	3.2%
Total	100.0%