



PERMITTING SERVICES DIVISION

Permits Applied	7,036
Permits Issued	6,218
Front Counter Average Wait Time (minutes)	100.87

BUILDING DIVISION

Plan Review

Average Building Code Review Times (Business Days)

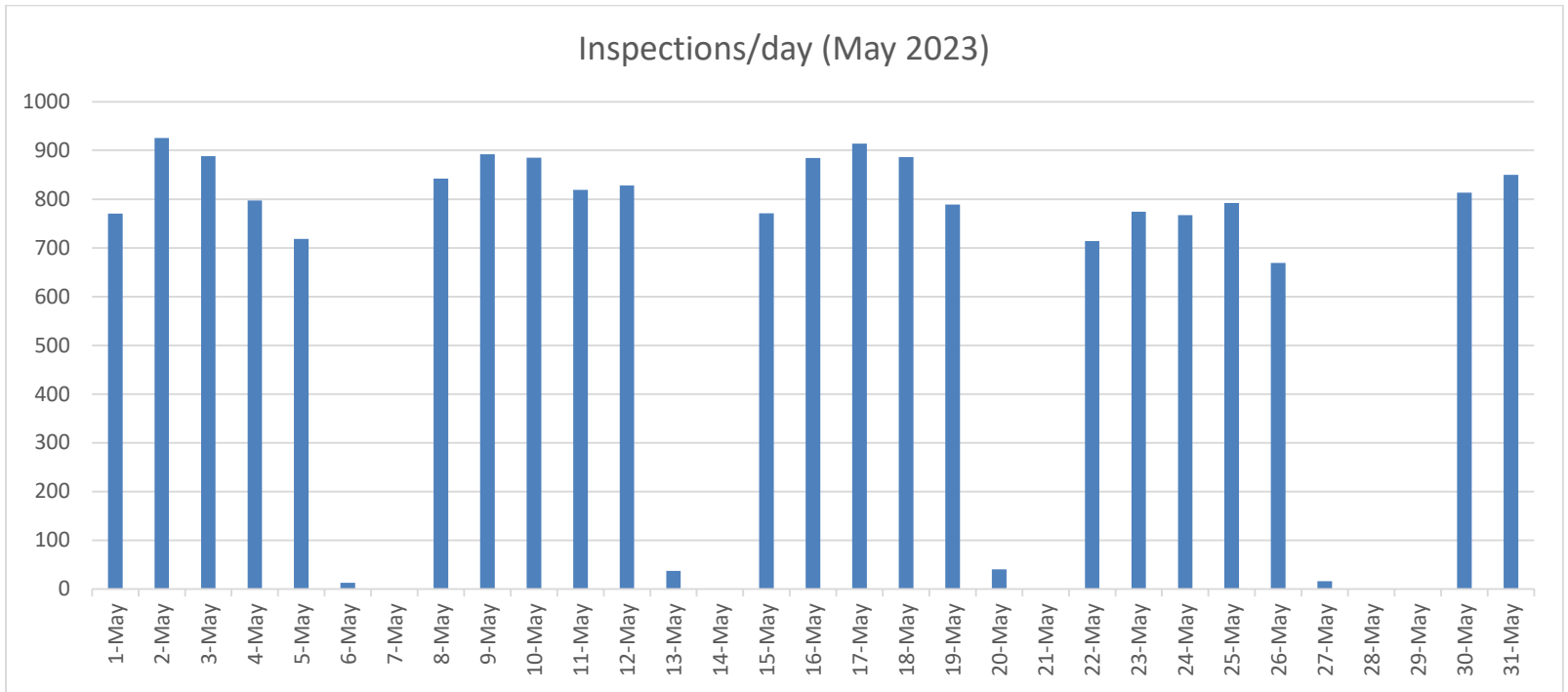
Residential Building Review	8.2
Commercial Review	15.8
Zoning Review	8.3
Additional Documents Review	13.1

Inspections

Scheduled / Completed - City	16,398 / 16,398
Inspection Time	Next day, except high volume of roofing permits
Completed - Private Provider	4,269

Number of personnel dedicated to enforcing the Florida Building Code, issuing building permits, and conducting inspections:

#	Permitting Services Division	#	Building Division
1	Manager	1	Building Official
1	Admin Assist	1	Admin Assist
3	Supervisors	1	CSR
21	Permit Technicians	24	Building Inspectors
5	Permit Specialists	3	Ordinance Inspectors
5	Permit Coordinators	11	Plans Examiners
36	TOTAL	42	TOTAL



TOTAL PERMITS (ISSUED) FISCAL YEAR <u>2023</u>	
OCTOBER	5,101
NOVEMBER	7,380
DECEMBER	8,481
JANUARY	9,582
FEBRUARY	8,132
MARCH	7,625
APRIL	6,815
MAY	6,218
JUNE	
JULY	
AUGUST	
SEPTEMBER	
TOTAL TO DATE	59,460

PERMIT ISSUANCE SUMMARY (05/01/2023 TO 05/31/2023) FOR CITY OF CAPE CORAL, FLORIDA

Permit Type	Permit Work Class*	Permits Issued	Square Feet	Valuation	Fees Paid
A/C Change Out - Commercial	BLD - A/C Change Out - Commercial	43	0	\$407,899.37	\$3,523.75
A/C CHANGE OUT - COMMERCIAL TOTAL:		43	0	\$407,899.37	\$3,523.75
A/C Change Out - Residential	BLD - A/C Change Out - Residential	383	0	\$3,120,383.61	\$29,998.75
A/C CHANGE OUT - RESIDENTIAL TOTAL:		383	0	\$3,120,383.61	\$29,998.75
Accessories	BLD - Fence Repair/Replace Residen	213	0	\$924,466.00	\$17,129.25
	BLD - Garage Door Replacement	101	0	\$296,579.59	\$11,788.75
	BLD - Shutters or Awning - Com	2	0	\$6,138.63	\$308.50
	BLD - Shutters or Awning - Res	56	0	\$366,051.35	\$4,761.50
	BLD - Shutters or Awning with Electric	1	0	\$6,250.00	\$230.63
	BLD - Shutters or Awning with Electric	63	0	\$2,405,645.35	\$7,197.75
	Concrete: RetainingWall/Slab/Pilings/(21	0	\$57,814.00	\$1,910.92
	Enclosure: Fence / Screen	709	0	\$11,926,052.71	\$60,774.74
	Flagpole	2	0	\$4,000.00	\$110.00
	Shade Structure: Gazebo, Pergola, St	4	0	\$29,000.00	\$1,332.50
	Shed	28	0	\$184,874.33	\$3,375.08
	Window/Door	333	0	\$5,720,494.35	\$30,895.04
	ACCESSORIES TOTAL:		1,533	0	\$21,927,366.31
BLD - Fire	Fire: Alarm / Monitoring / Sprinkler / St	9	0	\$225,947.56	\$2,930.48
BLD - FIRE TOTAL:		9	0	\$225,947.56	\$2,930.48
Building Commercial	Antenna/Tower	3	625	\$146,000.00	\$812.25
	Construction Commercial	51	138,842	\$11,916,889.53	\$460,625.06
	General Permit: Canopy / Carport / Fir	3	3,048	\$30,500.00	\$1,319.18
	Temporary Trailer: Sales/Construction	1	1,400	\$35,000.00	\$950.52
BUILDING COMMERCIAL TOTAL:		58	143,915	\$12,128,389.53	\$463,707.01
Building Miscellaneous Demo	Building Miscellaneous Demo	2	0	\$3,000.00	\$202.50
BUILDING MISCELLANEOUS DEMO TOTAL:		2	0	\$3,000.00	\$202.50
Building Residential	Residential Construction	82	172,900	\$24,766,703.40	\$730,855.96
	Struc Misc: Truss Repair/Wood Deck/	8	7,158	\$94,040.50	\$827.54
BUILDING RESIDENTIAL TOTAL:		90	180,058	\$24,860,743.90	\$731,683.50
Code - RV Permit	Code - RV Permit	241	0	\$0.00	\$0.00
CODE - RV PERMIT TOTAL:		241	0	\$0.00	\$0.00
DS - Fire	DS - Underground Fire Line	12	0	\$194,661.64	\$1,505.21
DS - FIRE TOTAL:		12	0	\$194,661.64	\$1,505.21
DS - Full Demolition	DS - Full Demolition	17	0	\$316,714.00	\$3,291.00
DS - FULL DEMOLITION TOTAL:		17	0	\$316,714.00	\$3,291.00
DS - Land Clearing and Fill	DS - Land Clearing and Fill	2	0	\$316,140.00	\$372.00
DS - LAND CLEARING AND FILL TOTAL:		2	0	\$316,140.00	\$372.00

** Double-click the Permit Work Class Name while in the browser to see Permit details for that Work Class.*

PERMIT ISSUANCE SUMMARY (05/01/2023 TO 05/31/2023)

Permit Type	Permit Work Class*	Permits Issued	Square Feet	Valuation	Fees Paid
DS - Right of Way	DS - Commercial Driveway	1	0	\$0.00	\$99.00
	DS - RIGHT OF WAY TOTAL:	1	0	\$0.00	\$99.00
DS - Site Development Plan - Full	DS - Site Development Plan - Full	2	0	\$3,450,000.00	\$120,005.06
	DS - SITE DEVELOPMENT PLAN - FULL TOTAL:	2	0	\$3,450,000.00	\$120,005.06
DS - Site Development Plan - Limited	DS - Site Development Plan - Limited	2	0	\$401,387.50	\$1,287.00
	DS - SITE DEVELOPMENT PLAN - LIMITED TOTAL:	2	0	\$401,387.50	\$1,287.00
DS - Site Improvement	DS - Parking Lot	5	0	\$95,119.00	\$1,678.20
	DS - SITE IMPROVEMENT TOTAL:	5	0	\$95,119.00	\$1,678.20
DS - Utility	DS - Backflow Prevention	4	0	\$8,024.25	\$264.00
	DS - UTILITY TOTAL:	4	0	\$8,024.25	\$264.00
Marine Improvement	Marine Improvement	114	0	\$2,581,962.04	\$16,603.77
	MARINE IMPROVEMENT TOTAL:	114	0	\$2,581,962.04	\$16,603.77
Parks - Special Events	Parks - Special Events Permit	2	0	\$0.00	\$250.00
	PARKS - SPECIAL EVENTS TOTAL:	2	0	\$0.00	\$250.00
PL - Sign Permit	PL - Building Sign	26	926	\$64,485.53	\$4,035.27
	PL - Freestanding Sign	7	543	\$99,520.00	\$1,647.72
	PL - SIGN PERMIT TOTAL:	33	1,469	\$164,005.53	\$5,682.99
PL - Temporary Use Permit	PL - Temporary Storage Container (P)	8	0	\$0.00	\$320.00
	PL - Tent (not special events/firework)	1	0	\$0.00	\$0.00
	PL - TEMPORARY USE PERMIT TOTAL:	9	0	\$0.00	\$320.00
Pool/Water Feature	Pool Deck Addition	9	0	\$176,032.00	\$2,497.68
	Pool Heater: Gas / Solar / Electric	120	0	\$249,950.00	\$8,327.08
	Pool: Above Ground / In Ground / Spa	116	0	\$7,379,614.50	\$36,286.71
	POOL/WATER FEATURE TOTAL:	245	0	\$7,805,596.50	\$47,111.47
Residential Construction	BLD - Remodel	62	85,682	\$4,272,199.58	\$23,923.37
	BLD - Single Family	221	635,673	\$97,299,115.54	\$2,301,940.47
	BLD - Single Family Mastered	59	139,846	\$17,612,365.65	\$687,973.41
	RESIDENTIAL CONSTRUCTION TOTAL:	342	861,201	\$119,183,680.77	\$3,013,837.25
Right of Way - Utility Installation	Right of Way - Utility Installation	31	0	\$0.00	\$3,150.00
	RIGHT OF WAY - UTILITY INSTALLATION TOTAL:	31	0	\$0.00	\$3,150.00
Stormwater: Driveway/Resod	Stormwater: Driveway Replacement /	53	0	\$341,472.00	\$7,727.00
	Stormwater: Resod	11	0	\$24,869.00	\$1,010.26
	STORMWATER: DRIVEWAY/RESOD TOTAL:	64	0	\$366,341.00	\$8,737.26

** Double-click the Permit Work Class Name while in the browser to see Permit details for that Work Class.*

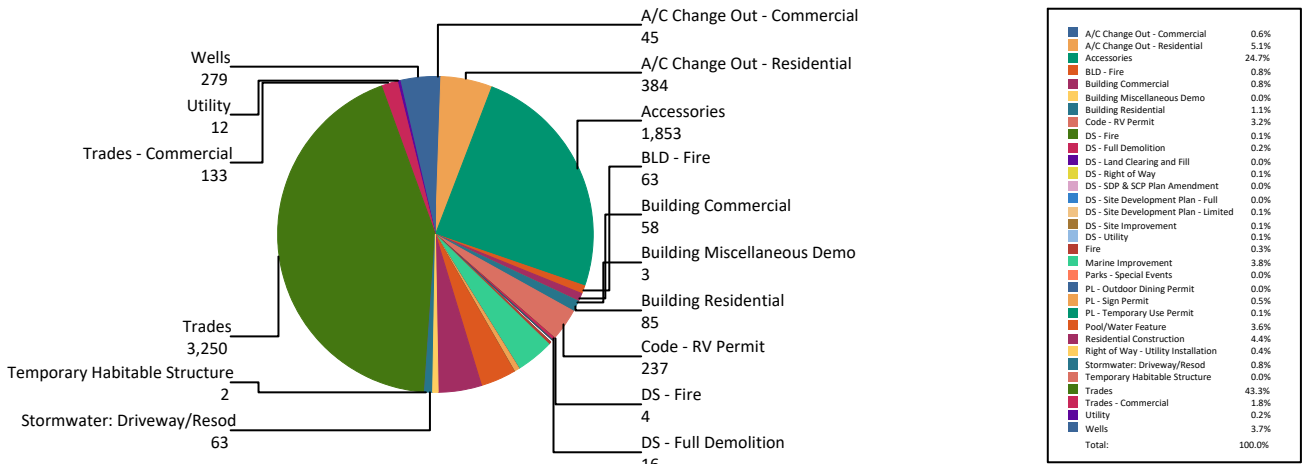
PERMIT ISSUANCE SUMMARY (05/01/2023 TO 05/31/2023)

Permit Type	Permit Work Class*	Permits Issued	Square Feet	Valuation	Fees Paid
Temporary Habitable Structure	Temporary Habitable Structure	3	0	\$0.00	\$0.00
TEMPORARY HABITABLE STRUCTURE TOTAL:		3	0	\$0.00	\$0.00
Trades	BLD - Electric Emergency Hookup and	32	0	\$53,899.00	\$2,760.00
	BLD - Electric for Dock - Res	54	0	\$148,530.00	\$3,240.00
	BLD - Other Roofing - Residential	72	0	\$3,068,765.93	\$5,639.00
	BLD - Plumbing Re-pipe Residential	46	0	\$236,822.28	\$6,394.92
	BLD - Re-Roof Shingle or Metal	2,088	0	\$54,016,573.83	\$165,431.75
	BLD - Re-Roof Tile to Tile	194	0	\$13,331,656.00	\$15,254.50
	Electrical	243	0	\$7,449,149.79	\$34,840.37
	Mechanical/HVAC	3	0	\$32,092.44	\$237.00
Plumbing/Gas	411	0	\$699,282.00	\$20,215.35	
TRADES TOTAL:		3,143	0	\$79,036,771.27	\$254,012.89
Trades - Commercial	BLD - Electric Emergency Hookup and	8	0	\$26,110.00	\$708.00
	BLD - Electric for Dock - Com	3	0	\$40,075.00	\$1,691.96
	BLD - Plumbing Re-pipe Commercial	5	0	\$14,409.00	\$695.10
	BLD - Roofing - Commercial	113	0	\$8,785,103.60	\$8,946.50
	Electrical - Commercial	20	0	\$44,945.00	\$3,535.91
	Mechanical/HVAC - Commercial	6	0	\$52,364.00	\$2,240.91
Plumbing/Gas - Commercial	5	0	\$28,529.00	\$649.16	
TRADES - COMMERCIAL TOTAL:		160	0	\$8,991,535.60	\$18,467.54
Utility	UTL - Connection Residential	3	0	\$0.00	\$975.00
	UTL - Dual Water	8	0	\$0.00	\$0.00
	UTL - Septic Abandonment	3	0	\$0.00	\$225.00
UTILITY TOTAL:		14	0	\$0.00	\$1,200.00
Wells	Wells	97	0	\$292,875.00	\$24,846.62
WELLS TOTAL:		97	0	\$292,875.00	\$24,846.62
GRAND TOTAL:		6,661	1,186,643	\$285,878,544.38	\$4,894,581.91

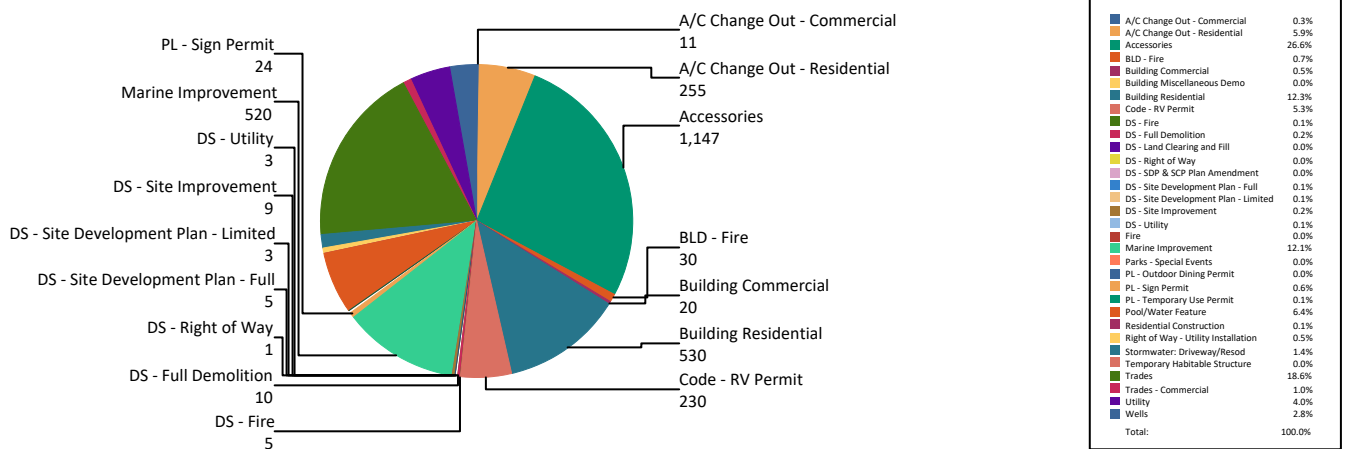
** Double-click the Permit Work Class Name while in the browser to see Permit details for that Work Class.*

KEY PERFORMANCE INDICATORS (05/01/2023 TO 05/31/2023) FOR CITY OF CAPE CORAL, FLORIDA

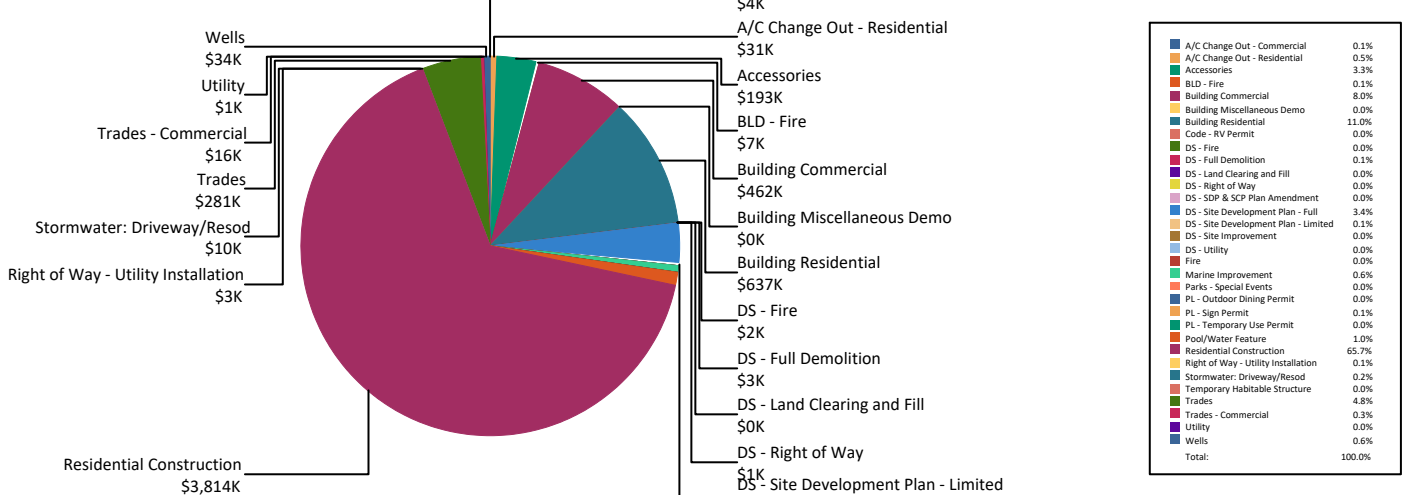
Permits Applied For By Permit Type



Permits Expired By Permit Type



Invoiced Permit Revenue By Permit Type



Permits Applied Online By Permit Type

