



September 2022

Customer Service-Permitting Division

Permits Applied	3,302
Permits Issued	3,479
Front Counter Average Wait Time (minutes)	12

Building Division

Plan Review

Average Building Code Review Times (Business Days)

Residential	38
Commercial	33

Inspections

Scheduled / Completed - City	9,521 / 9,521
Inspection Time	Next day
Completed - Private Provider	2,487

Number of personnel dedicated to enforcing the Florida Building Code, issuing building permits, and conducting inspections:

#	Customer Service – Permitting Division	#	Building Division
1	Manager	1	Building Official
1	Admin Assist	1	Admin Assist
3	CSR Supervisors	1	CSR
2	Senior CSRs	24	Building Inspectors
4	Permit Coordinators	3	Ordinance Inspectors
23	CSRs	14	Plans Examiners
1	Temp	1	Floodplain Coordinator
35	TOTAL	45	TOTAL

TOTAL PERMITS (ISSUED) FISCAL YEAR 2022	#
OCTOBER	3216
NOVEMBER	2825
DECEMBER	3300
JANUARY	2992
FEBRUARY	2797
MARCH	2473
APRIL	2834
MAY	3549
JUNE	4281
JULY	3671
AUGUST	4532
SEPTEMBER	3457
TOTAL	39,927



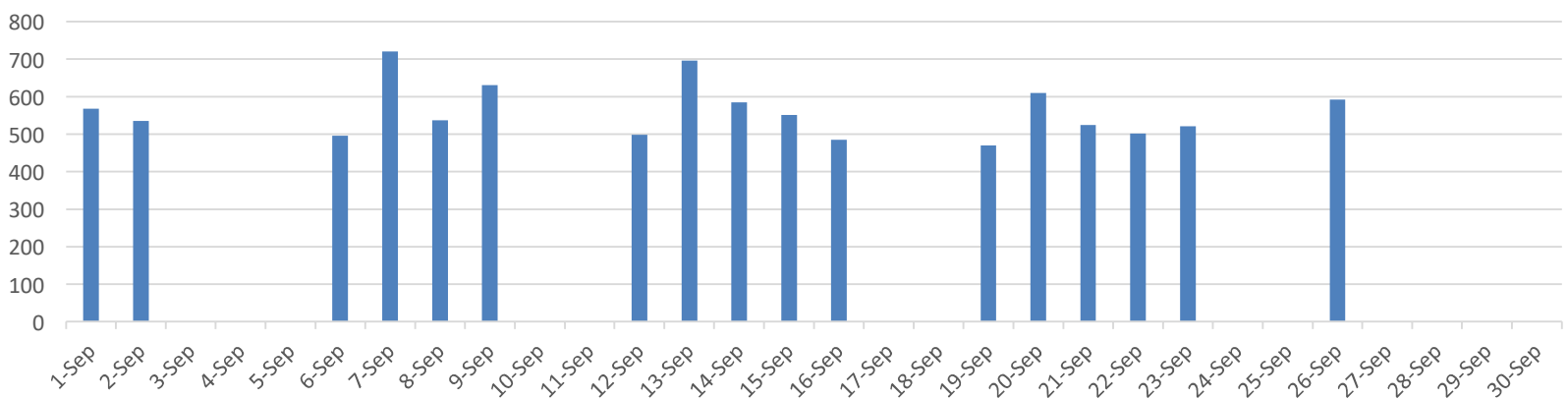
September 2022

SINGLE FAMILY HOMES (ISSUED)

Fiscal Year	2003	2004	2005	2006	2007	2008	2009	2010	2011	2012
OCT.	312	531	573	464	203	15	9	18	12	21
NOV.	293	333	430	391	153	12	14	12	15	22
DEC.	269	454	587	403	90	9	7	13	8	23
JAN.	328	438	601	423	122	18	7	17	13	19
FEB.	263	383	567	482	98	24	8	32	13	21
MAR.	302	400	858	525	122	12	15	22	35	43
APR.	350	410	655	439	115	13	9	14	26	25
MAY	326	433	724	323	77	34	15	16	22	34
JUN.	379	516	711	247	69	14	20	23	22	35
JUL.	274	577	481	184	45	22	24	22	18	35
AUG.	393	440	742	257	47	11	19	17	28	28
SEPT.	330	477	765	175	29	7	12	17	25	23
Total	3819	5392	7694	4313	1170	191	159	223	237	329
% YOY Increase/Decrease		41%	43%	-44%	-73%	-84%	-17%	40%	6%	39%

Fiscal Year	2013	2014	2015	2016	2017	2018	2019	2020	2021	2022
OCT.	37	39	50	101	93	168	184	203	354	388
NOV.	20	33	46	71	112	188	162	163	272	373
DEC.	12	41	63	88	100	130	172	154	313	275
JAN.	17	40	75	86	136	185	115	187	338	406
FEB.	54	41	60	85	125	161	137	181	313	354
MAR.	30	42	74	125	168	149	147	155	300	325
APR.	38	54	83	100	127	191	139	139	383	465
MAY	42	52	85	120	157	232	133	157	372	698
JUN.	49	48	89	131	185	225	112	188	408	579
JUL.	54	73	99	88	154	216	191	216	406	432
AUG.	52	57	130	142	216	206	183	266	370	545
SEPT.	46	71	83	143	88	136	199	267	354	299
Total	451	591	937	1280	1661	2187	1874	2276	4183	5139
% YOY Increase/Decrease	37%	31%	59%	37%	30%	32%	-14%	21%	84%	23%

Inspections/day (September 2022)



**PERMIT ISSUANCE SUMMARY (09/01/2022 TO 09/30/2022)
FOR CITY OF CAPE CORAL, FLORIDA**

Permit Type	Permit Work Class*	Permits Issued	Square Feet	Valuation	Fees Paid
A/C Change Out - Commercial	BLD - A/C Change Out - Commercial	15	0	\$274,191.00	\$1,185.00
A/C CHANGE OUT - COMMERCIAL TOTAL:		15	0	\$274,191.00	\$1,185.00
A/C Change Out - Residential	BLD - A/C Change Out - Residential	186	0	\$1,283,815.42	\$14,509.50
A/C CHANGE OUT - RESIDENTIAL TOTAL:		186	0	\$1,283,815.42	\$14,509.50
Accessories	Concrete: RetainingWall/Slab/Pilings/(11	0	\$54,785.00	\$1,153.31
	Dumpster Enclosure	7	0	\$56,425.00	\$1,050.00
	Enclosure: Fence / Screen	437	0	\$2,662,183.17	\$28,169.22
	Flagpole	1	0	\$0.00	\$0.00
	Shed	13	0	\$54,948.00	\$1,352.77
	Window/Door/Shutter	254	0	\$1,966,140.72	\$23,805.19
ACCESSORIES TOTAL:		723	0	\$4,794,481.89	\$55,530.49
BLD - Fire	Fire: Alarm / Monitoring / Sprinkler / Si	13	0	\$331,537.00	\$4,299.77
BLD - FIRE TOTAL:		13	0	\$331,537.00	\$4,299.77
Building Commercial	Antenna/Tower	2	0	\$80,000.00	\$561.75
	Construction Commercial	12	41,372	\$1,871,512.00	\$55,207.83
	General Permit: Canopy / Carport / Fir	3	0	\$87,000.00	\$929.53
BUILDING COMMERCIAL TOTAL:		17	41,372	\$2,038,512.00	\$56,699.11
Building Miscellaneous Demo	Building Miscellaneous Demo	1	0	\$7,500.00	\$101.25
BUILDING MISCELLANEOUS DEMO TOTAL:		1	0	\$7,500.00	\$101.25
Building Residential	Residential Construction	345	821,741	\$119,498,822.10	\$3,897,351.87
	Struc Misc: Truss Repair/Wood Deck/!	1	0	\$2,250.00	\$202.71
BUILDING RESIDENTIAL TOTAL:		346	821,741	\$119,501,072.10	\$3,897,554.58
Code - RV Permit	Code - RV Permit	191	0	\$0.00	\$0.00
CODE - RV PERMIT TOTAL:		191	0	\$0.00	\$0.00
DS - Fire	DS - Underground Fire Line	2	0	\$56,295.00	\$493.92
DS - FIRE TOTAL:		2	0	\$56,295.00	\$493.92
DS - Full Demolition	DS - Full Demolition	2	0	\$37,910.00	\$520.00
DS - FULL DEMOLITION TOTAL:		2	0	\$37,910.00	\$520.00
DS - Site Development Plan - Full	DS - Site Development Plan - Full	7	0	\$2,817,473.00	\$35,973.24
DS - SITE DEVELOPMENT PLAN - FULL TOTAL:		7	0	\$2,817,473.00	\$35,973.24
DS - Site Development Plan - Limite	DS - Site Development Plan - Limited	1	0	\$99,000.00	\$397.00
DS - SITE DEVELOPMENT PLAN - LIMITED TOTAL:		1	0	\$99,000.00	\$397.00
DS - Site Improvement	DS - Parking Lot	8	0	\$423,474.00	\$2,486.25
	DS - Relocation of Residential Stormd	1	0	\$30,000.00	\$397.00

** Double-click the Permit Work Class Name while in the browser to see Permit details for that Work Class.*

PERMIT ISSUANCE SUMMARY (09/01/2022 TO 09/30/2022)

Permit Type	Permit Work Class *	Permits Issued	Square Feet	Valuation	Fees Paid
	DS - Site Improvement Phase - Misc.	2	0	\$0.00	\$20,910.18
	DS - SITE IMPROVEMENT TOTAL:	11	0	\$453,474.00	\$23,793.43
DS - Utility	DS - Backflow Prevention	3	0	\$4,350.00	\$198.00
	DS - UTILITY TOTAL:	3	0	\$4,350.00	\$198.00
Marine Improvement	Marine Improvement	180	0	\$3,051,543.54	\$24,857.72
	MARINE IMPROVEMENT TOTAL:	180	0	\$3,051,543.54	\$24,857.72
Parks - Special Events	Parks - Special Events Permit	10	0	\$0.00	\$1,470.00
	PARKS - SPECIAL EVENTS TOTAL:	10	0	\$0.00	\$1,470.00
PL - Sign Permit	PL - Building Sign	10	580	\$31,449.00	\$1,663.15
	PL - Freestanding Sign	3	94	\$53,032.60	\$454.70
	PL - SIGN PERMIT TOTAL:	13	674	\$84,481.60	\$2,117.85
PL - Temporary Use Permit	PL - Seasonal	1	0	\$0.00	\$85.00
	PL - Temporary Storage Container (P)	2	0	\$0.00	\$80.00
	PL - Tent (not special events/firework)	1	0	\$0.00	\$85.00
	PL - TEMPORARY USE PERMIT TOTAL:	4	0	\$0.00	\$250.00
Pool/Water Feature	Pool Heater: Gas / Solar / Electric	11	0	\$21,489.25	\$702.29
	Pool: Above Ground / In Ground / Spa	84	0	\$4,440,568.25	\$26,406.43
	POOL/WATER FEATURE TOTAL:	95	0	\$4,462,057.50	\$27,108.72
Right of Way - Utility Installation	Right of Way - Utility Installation	29	0	\$0.00	\$3,024.00
	RIGHT OF WAY - UTILITY INSTALLATION TOTAL:	29	0	\$0.00	\$3,024.00
Stormwater: Driveway/Resod	Stormwater: Driveway Replacement /	16	0	\$98,650.00	\$1,974.00
	Stormwater: Driveway/Resod	66	0	\$516,022.00	\$8,511.90
	Stormwater: Resod	1	0	\$2,000.00	\$26.00
	STORMWATER: DRIVEWAY/RESOD TOTAL:	83	0	\$616,672.00	\$10,511.90
Trades	Electrical	158	0	\$2,112,933.82	\$13,550.00
	Mechanical/HVAC	79	0	\$591,807.50	\$6,000.54
	Plumbing/Gas	523	0	\$965,185.13	\$27,625.95
	Roofing	433	0	\$8,309,348.66	\$34,589.75
	TRADES TOTAL:	1,193	0	\$11,979,275.11	\$81,766.24
Trades - Commercial	Electrical - Commercial	12	0	\$266,212.00	\$3,020.78
	Mechanical/HVAC - Commercial	8	0	\$56,161.00	\$1,014.26
	Plumbing/Gas - Commercial	10	0	\$370,270.00	\$1,325.20
	Roofing - Commercial	7	0	\$221,256.00	\$589.00
	TRADES - COMMERCIAL TOTAL:	37	0	\$913,899.00	\$5,949.24
Utility	UTL - Connection Residential	1	0	\$0.00	\$0.00
	UTL - Dual Water	8	0	\$0.00	\$310.00
	UTL - Septic Abandonment	1	0	\$0.00	\$75.00

** Double-click the Permit Work Class Name while in the browser to see Permit details for that Work Class.*

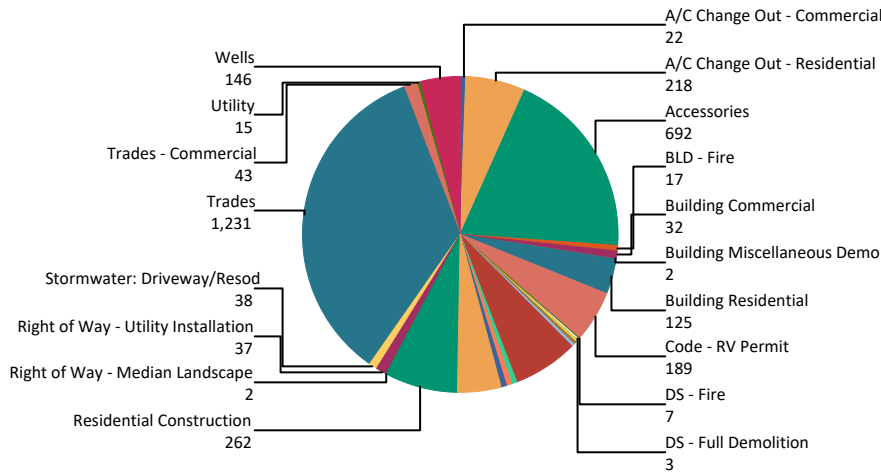
PERMIT ISSUANCE SUMMARY (09/01/2022 TO 09/30/2022)

Permit Type	Permit Work Class*	Permits Issued	Square Feet	Valuation	Fees Paid
	UTILITY TOTAL:	10	0	\$0.00	\$385.00
Wells	Wells	307	0	\$971,797.00	\$75,740.81
	WELLS TOTAL:	307	0	\$971,797.00	\$75,740.81
	GRAND TOTAL:	3,479	863,787	\$153,779,337.16	\$4,324,436.77

** Double-click the Permit Work Class Name while in the browser to see Permit details for that Work Class.*

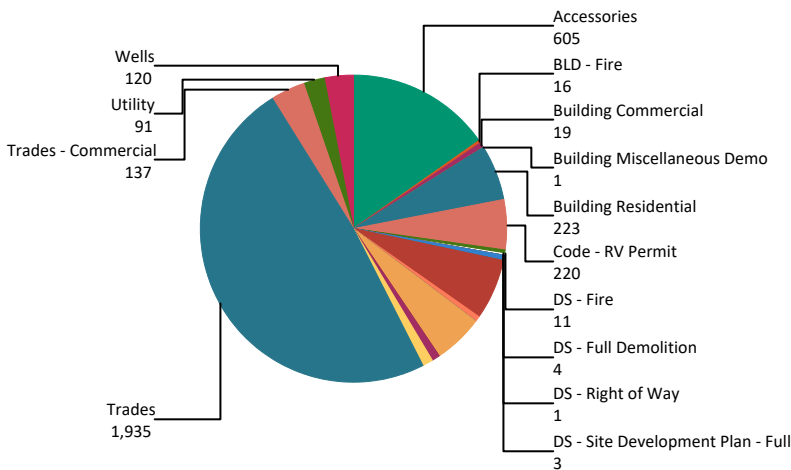
KEY PERFORMANCE INDICATORS (09/01/2022 TO 09/30/2022) FOR CITY OF CAPE CORAL, FLORIDA

Permits Applied For By Permit Type



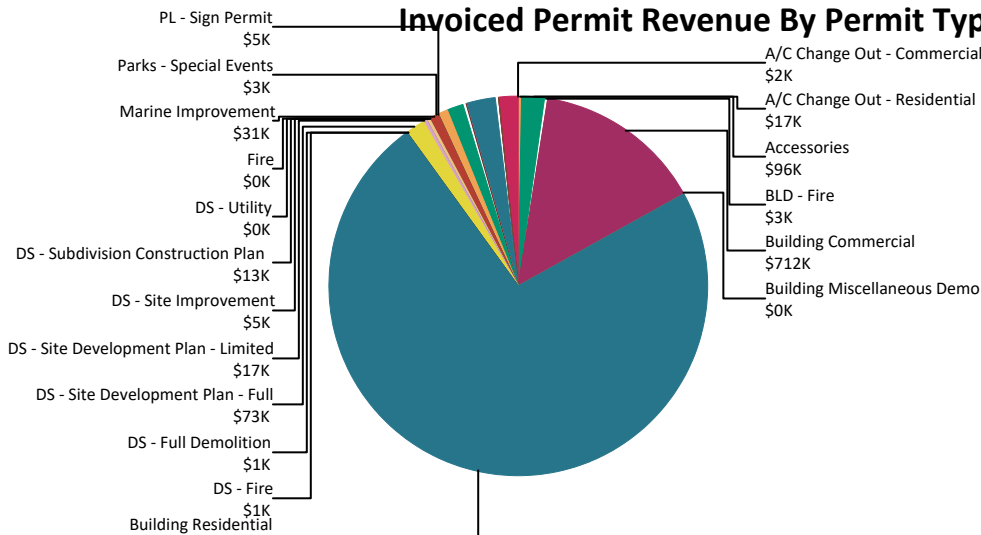
A/C Change Out - Commercial	0.6%
A/C Change Out - Residential	6.1%
Accessories	19.4%
BLD - Fire	0.5%
Building Commercial	0.9%
Building Miscellaneous Demo	0.1%
Building Residential	3.5%
Code - RV Permit	5.3%
DS - Fire	0.2%
DS - Full Demolition	0.1%
DS - Right of Way	0.0%
DS - Site Development Plan - Full	0.2%
DS - Site Development Plan - Limited	0.0%
DS - Site Improvement	0.1%
DS - Subdivision Construction Plan	0.1%
DS - Utility	0.2%
Fire	0.2%
Marine Improvement	6.8%
Parks - Special Events	0.4%
PL - Sign Permit	0.7%
PL - Temporary Use Permit	0.5%
Pool/Water Feature	4.5%
Residential Construction	7.3%
Right of Way - Median Landscape	0.1%
Right of Way - Utility Installation	1.0%
Stormwater: Driveway/Resod	1.1%
Trades	34.5%
Trades - Commercial	1.2%
Utility	0.4%
Wells	4.1%
Total:	100.0%

Permits Expired By Permit Type



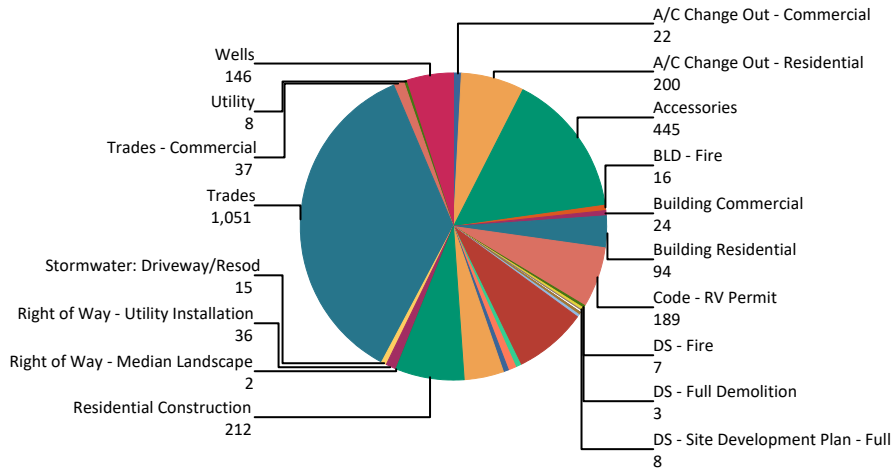
A/C Change Out - Commercial	0.0%
A/C Change Out - Residential	0.0%
Accessories	15.3%
BLD - Fire	0.4%
Building Commercial	0.5%
Building Miscellaneous Demo	0.0%
Building Residential	5.6%
Code - RV Permit	5.6%
DS - Fire	0.3%
DS - Full Demolition	0.1%
DS - Right of Way	0.0%
DS - Site Development Plan - Full	0.1%
DS - Site Development Plan - Limited	0.1%
DS - Site Improvement	0.4%
DS - Subdivision Construction Plan	0.0%
DS - Utility	0.0%
Fire	0.1%
Marine Improvement	6.2%
Parks - Special Events	0.0%
PL - Sign Permit	0.6%
PL - Temporary Use Permit	0.1%
Pool/Water Feature	5.4%
Residential Construction	0.0%
Right of Way - Median Landscape	0.0%
Right of Way - Utility Installation	0.8%
Stormwater: Driveway/Resod	0.9%
Trades	48.8%
Trades - Commercial	3.5%
Utility	2.3%
Wells	3.0%
Total:	100.0%

Invoiced Permit Revenue By Permit Type



A/C Change Out - Commercial	0.0%
A/C Change Out - Residential	0.4%
Accessories	1.9%
BLD - Fire	0.1%
Building Commercial	14.5%
Building Miscellaneous Demo	0.0%
Building Residential	73.2%
Code - RV Permit	0.0%
DS - Fire	0.0%
DS - Full Demolition	0.0%
DS - Right of Way	0.0%
DS - Site Development Plan - Full	1.5%
DS - Site Development Plan - Limited	0.4%
DS - Site Improvement	0.1%
DS - Subdivision Construction Plan	0.3%
DS - Utility	0.0%
Fire	0.0%
Marine Improvement	0.6%
Parks - Special Events	0.1%
PL - Sign Permit	0.1%
PL - Temporary Use Permit	0.0%
Pool/Water Feature	0.8%
Residential Construction	1.4%
Right of Way - Median Landscape	0.0%
Right of Way - Utility Installation	0.0%
Stormwater: Driveway/Resod	0.2%
Trades	2.5%
Trades - Commercial	0.1%
Utility	0.0%
Wells	1.7%
Total:	100.0%

Permits Applied Online By Permit Type



A/C Change Out - Commercial	0.7%
A/C Change Out - Residential	6.8%
Accessories	15.1%
BLD - Fire	0.5%
Building Commercial	0.8%
Building Miscellaneous Demo	0.0%
Building Residential	3.2%
Code - RV Permit	6.4%
DS - Fire	0.2%
DS - Full Demolition	0.1%
DS - Right of Way	0.0%
DS - Site Development Plan - Full	0.3%
DS - Site Development Plan - Limited	0.0%
DS - Site Improvement	0.1%
DS - Subdivision Construction Plan	0.1%
DS - Utility	0.2%
Fire	0.3%
Marine Improvement	7.9%
Parks - Special Events	0.5%
PL - Sign Permit	0.8%
PL - Temporary Use Permit	0.5%
Pool/Water Feature	4.0%
Residential Construction	7.2%
Right of Way - Median Landscape	0.1%
Right of Way - Utility Installation	1.2%
Stormwater: Driveway/Resod	0.5%
Trades	35.7%
Trades - Commercial	1.3%
Utility	0.3%
Wells	5.0%
Total:	100.0%