



# October 2022

## Customer Service-Permitting Division

Permits Applied	3,447
Permits Issued	5,101
Front Counter Average Wait Time (minutes)	22

## Building Division

### Plan Review

Average Building Code Review Times (Business Days)

Residential	26
Commercial	12

### Inspections

Scheduled / Completed - City	7,491 / 7,491
Inspection Time	Next day
Completed - Private Provider	1,848

**Number of personnel dedicated to enforcing the Florida Building Code, issuing building permits, and conducting inspections:**

#	Customer Service – Permitting Division	#	Building Division
1	Manager	1	Building Official
1	Admin Assist	1	Admin Assist
3	CSR Supervisors	1	CSR
2	Senior CSRs	23	Building Inspectors
5	Permit Coordinators	3	Ordinance Inspectors
25	CSRs	14	Plans Examiners
1	Temp	0	Floodplain Coordinator
<b>38</b>	<b>TOTAL</b>	<b>43</b>	<b>TOTAL</b>

TOTAL PERMITS (ISSUED) FISCAL YEAR <u>2023</u>	#
OCTOBER	5,101
NOVEMBER	
DECEMBER	
JANUARY	
FEBRUARY	
MARCH	
APRIL	
MAY	
JUNE	
JULY	
AUGUST	
SEPTEMBER	
<b>TOTAL</b>	<b>5,101</b>



**SINGLE FAMILY HOMES (ISSUED)**

Fiscal Year	<u>2003</u>	<u>2004</u>	<u>2005</u>	<u>2006</u>	<u>2007</u>	<u>2008</u>	<u>2009</u>	<u>2010</u>	<u>2011</u>	<u>2012</u>
OCT.	312	531	573	464	203	15	9	18	12	21
NOV.	293	333	430	391	153	12	14	12	15	22
DEC.	269	454	587	403	90	9	7	13	8	23
JAN.	328	438	601	423	122	18	7	17	13	19
FEB.	263	383	567	482	98	24	8	32	13	21
MAR.	302	400	858	525	122	12	15	22	35	43
APR.	350	410	655	439	115	13	9	14	26	25
MAY	326	433	724	323	77	34	15	16	22	34
JUN.	379	516	711	247	69	14	20	23	22	35
JUL.	274	577	481	184	45	22	24	22	18	35
AUG.	393	440	742	257	47	11	19	17	28	28
SEPT.	330	477	765	175	29	7	12	17	25	23
Total	3819	5392	7694	4313	1170	191	159	223	237	329
% YOY Increase/Decrease		41%	43%	-44%	-73%	-84%	-17%	40%	6%	39%

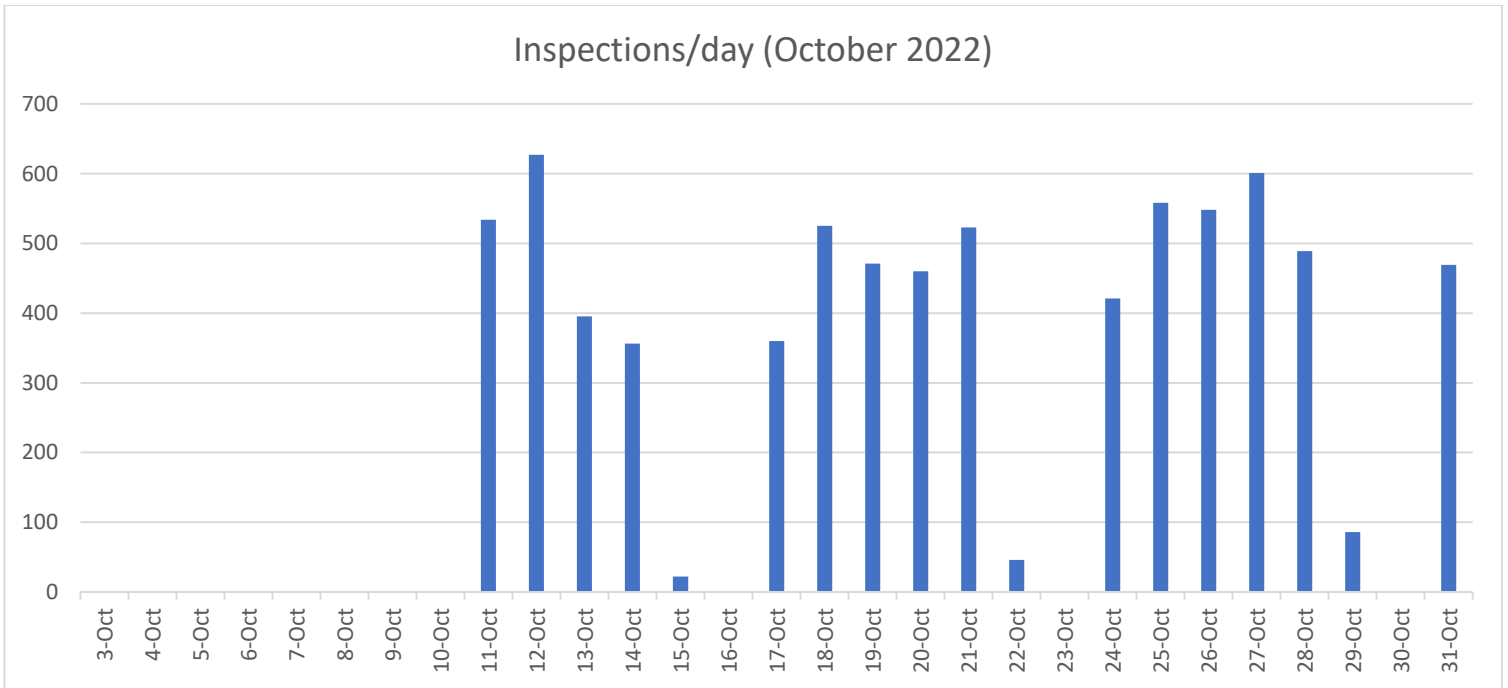
Fiscal Year	<u>2013</u>	<u>2014</u>	<u>2015</u>	<u>2016</u>	<u>2017</u>	<u>2018</u>	<u>2019</u>	<u>2020</u>	<u>2021</u>	<u>2022</u>
OCT.	37	39	50	101	93	168	184	203	354	388
NOV.	20	33	46	71	112	188	162	163	272	373
DEC.	12	41	63	88	100	130	172	154	313	275
JAN.	17	40	75	86	136	185	115	187	338	406
FEB.	54	41	60	85	125	161	137	181	313	354
MAR.	30	42	74	125	168	149	147	155	300	325
APR.	38	54	83	100	127	191	139	139	383	465
MAY	42	52	85	120	157	232	133	157	372	698
JUN.	49	48	89	131	185	225	112	188	408	579
JUL.	54	73	99	88	154	216	191	216	406	432
AUG.	52	57	130	142	216	206	183	266	370	545
SEPT.	46	71	83	143	88	136	199	267	354	299
Total	451	591	937	1280	1661	2187	1874	2276	4183	5139
% YOY Increase/Decrease	37%	31%	59%	37%	30%	32%	-14%	21%	84%	23%



**SINGLE FAMILY HOMES (ISSUED)**

Fiscal Year **2023**

OCT.	252									
NOV.										
DEC.										
JAN.										
FEB.										
MAR.										
APR.										
MAY										
JUN.										
JUL.										
AUG.										
SEPT.										
Total	252									
% YOY Increase/Decrease	-35%									



## PERMIT ISSUANCE SUMMARY (10/01/2022 TO 10/31/2022) FOR CITY OF CAPE CORAL, FLORIDA

Permit Type	Permit Work Class*	Permits Issued	Square Feet	Valuation	Fees Paid
A/C Change Out - Commercial	BLD - A/C Change Out - Commercial	3	0	\$14,040.00	\$237.00
<b>A/C CHANGE OUT - COMMERCIAL TOTAL:</b>		<b>3</b>	<b>0</b>	<b>\$14,040.00</b>	<b>\$237.00</b>
A/C Change Out - Residential	BLD - A/C Change Out - Residential	5	0	\$36,150.00	\$395.00
<b>A/C CHANGE OUT - RESIDENTIAL TOTAL:</b>		<b>5</b>	<b>0</b>	<b>\$36,150.00</b>	<b>\$395.00</b>
Accessories	Concrete: RetainingWall/Slab/Pilings/(	6	0	\$60,250.00	\$926.21
	Enclosure: Fence / Screen	304	0	\$3,632,728.39	\$17,485.07
	Shade Structure: Gazebo, Pergola, St	3	0	\$33,800.00	\$656.50
	Shed	11	0	\$59,955.79	\$1,179.83
	Window/Door/Shutter	130	0	\$2,428,130.73	\$11,618.01
<b>ACCESSORIES TOTAL:</b>		<b>454</b>	<b>0</b>	<b>\$6,214,864.91</b>	<b>\$31,865.62</b>
BLD - Fire	Fire: Alarm / Monitoring / Sprinkler / St	15	0	\$472,769.60	\$4,951.73
<b>BLD - FIRE TOTAL:</b>		<b>15</b>	<b>0</b>	<b>\$472,769.60</b>	<b>\$4,951.73</b>
Building Commercial	Antenna/Tower	4	51	\$66,500.00	\$852.86
	Construction Commercial	7	14,841	\$1,566,000.00	\$87,254.87
	General Permit: Canopy / Carport / Fir	2	3,904	\$228,500.00	\$2,569.30
	Temporary Trailer: Sales/Construction	1	840	\$5,000.00	\$379.02
<b>BUILDING COMMERCIAL TOTAL:</b>		<b>14</b>	<b>19,636</b>	<b>\$1,866,000.00</b>	<b>\$91,056.05</b>
Building Miscellaneous Demo	Building Miscellaneous Demo	1	0	\$12,475.00	\$101.25
<b>BUILDING MISCELLANEOUS DEMO TOTAL:</b>		<b>1</b>	<b>0</b>	<b>\$12,475.00</b>	<b>\$101.25</b>
Building Residential	Residential Construction	270	673,958	\$99,800,265.00	\$2,900,266.80
<b>BUILDING RESIDENTIAL TOTAL:</b>		<b>270</b>	<b>673,958</b>	<b>\$99,800,265.00</b>	<b>\$2,900,266.80</b>
Code - RV Permit	Code - RV Permit	4	0	\$0.00	\$0.00
<b>CODE - RV PERMIT TOTAL:</b>		<b>4</b>	<b>0</b>	<b>\$0.00</b>	<b>\$0.00</b>
DS - Fire	DS - Underground Fire Line	2	0	\$11,950.00	\$77.78
<b>DS - FIRE TOTAL:</b>		<b>2</b>	<b>0</b>	<b>\$11,950.00</b>	<b>\$77.78</b>
DS - Full Demolition	DS - Full Demolition	1	0	\$10,000.00	\$201.00
<b>DS - FULL DEMOLITION TOTAL:</b>		<b>1</b>	<b>0</b>	<b>\$10,000.00</b>	<b>\$201.00</b>
DS - Right of Way	DS - Commercial Driveway	1	0	\$0.00	\$0.00
<b>DS - RIGHT OF WAY TOTAL:</b>		<b>1</b>	<b>0</b>	<b>\$0.00</b>	<b>\$0.00</b>
DS - Site Development Plan - Full	DS - Site Development Plan - Full	1	0	\$0.00	\$3,178.20
<b>DS - SITE DEVELOPMENT PLAN - FULL TOTAL:</b>		<b>1</b>	<b>0</b>	<b>\$0.00</b>	<b>\$3,178.20</b>
DS - Site Development Plan - Limited	DS - Site Development Plan - Limited	2	0	\$169,000.00	\$4,439.43
<b>DS - SITE DEVELOPMENT PLAN - LIMITED TOTAL:</b>		<b>2</b>	<b>0</b>	<b>\$169,000.00</b>	<b>\$4,439.43</b>

*\* Double-click the Permit Work Class Name while in the browser to see Permit details for that Work Class.*

## PERMIT ISSUANCE SUMMARY (10/01/2022 TO 10/31/2022)

Permit Type	Permit Work Class*	Permits Issued	Square Feet	Valuation	Fees Paid
DS - Site Improvement	DS - Parking Lot	1	0	\$3,341.00	\$259.05
	DS - Site Improvement Phase - Misc.	1	0	\$4,200.00	\$564.00
<b>DS - SITE IMPROVEMENT TOTAL:</b>		<b>2</b>	<b>0</b>	<b>\$7,541.00</b>	<b>\$823.05</b>
DS - Utility	DS - Backflow Prevention	6	0	\$10,800.00	\$396.00
	<b>DS - UTILITY TOTAL:</b>	<b>6</b>	<b>0</b>	<b>\$10,800.00</b>	<b>\$396.00</b>
Marine Improvement	Marine Improvement	139	0	\$3,407,019.33	\$14,996.03
<b>MARINE IMPROVEMENT TOTAL:</b>		<b>139</b>	<b>0</b>	<b>\$3,407,019.33</b>	<b>\$14,996.03</b>
Parks - Special Events	Parks - Special Events Permit	1	0	\$0.00	\$0.00
<b>PARKS - SPECIAL EVENTS TOTAL:</b>		<b>1</b>	<b>0</b>	<b>\$0.00</b>	<b>\$0.00</b>
PL - Sign Permit	PL - Building Sign	30	1,238	\$121,209.00	\$4,830.33
	PL - Freestanding Sign	7	231	\$22,405.00	\$1,523.71
<b>PL - SIGN PERMIT TOTAL:</b>		<b>37</b>	<b>1,469</b>	<b>\$143,614.00</b>	<b>\$6,354.04</b>
PL - Temporary Use Permit	PL - Temporary Storage Container (Pl)	2	0	\$0.00	\$40.00
	PL - Tent (not special events/firework)	1	0	\$0.00	\$85.00
<b>PL - TEMPORARY USE PERMIT TOTAL:</b>		<b>3</b>	<b>0</b>	<b>\$0.00</b>	<b>\$125.00</b>
Pool/Water Feature	Pool Deck Addition	2	0	\$27,100.00	\$555.04
	Pool Heater: Gas / Solar / Electric	26	0	\$63,256.25	\$1,681.58
	Pool: Above Ground / In Ground / Spa	155	0	\$8,965,487.60	\$48,046.76
<b>POOL/WATER FEATURE TOTAL:</b>		<b>183</b>	<b>0</b>	<b>\$9,055,843.85</b>	<b>\$50,283.38</b>
Residential Construction	BLD - Single Family	2	6,749	\$834,037.00	\$21,606.67
<b>RESIDENTIAL CONSTRUCTION TOTAL:</b>		<b>2</b>	<b>6,749</b>	<b>\$834,037.00</b>	<b>\$21,606.67</b>
Right of Way - Utility Installation	Right of Way - Utility Installation	28	0	\$0.00	\$855.00
<b>RIGHT OF WAY - UTILITY INSTALLATION TOTAL:</b>		<b>28</b>	<b>0</b>	<b>\$0.00</b>	<b>\$855.00</b>
Stormwater: Driveway/Resod	Stormwater: Driveway Replacement /	15	0	\$72,400.00	\$2,073.00
	Stormwater: Driveway/Resod	5	0	\$40,500.00	\$625.00
<b>STORMWATER: DRIVEWAY/RESOD TOTAL:</b>		<b>20</b>	<b>0</b>	<b>\$112,900.00</b>	<b>\$2,698.00</b>
Trades	Electrical	317	0	\$24,610,156.97	\$40,812.45
	Mechanical/HVAC	24	0	\$138,962.75	\$1,846.17
	Plumbing/Gas	90	0	\$304,801.00	\$9,670.52
	Roofing	114	0	\$2,294,289.59	\$9,231.25
<b>TRADES TOTAL:</b>		<b>545</b>	<b>0</b>	<b>\$27,348,210.31</b>	<b>\$61,560.39</b>
Trades - Commercial	Electrical - Commercial	10	0	\$221,100.00	\$483.71
	Mechanical/HVAC - Commercial	9	0	\$79,720.00	\$953.18
	Plumbing/Gas - Commercial	5	0	\$10,316.00	\$555.00
	Roofing - Commercial	2	0	\$212,888.00	\$158.00

*\* Double-click the Permit Work Class Name while in the browser to see Permit details for that Work Class.*

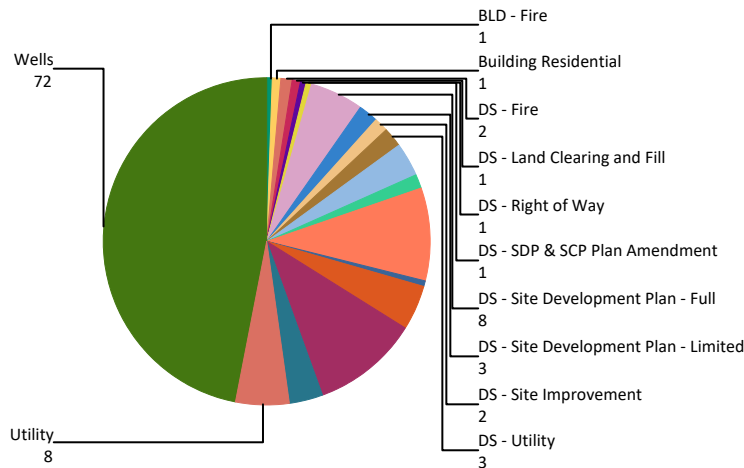
## PERMIT ISSUANCE SUMMARY (10/01/2022 TO 10/31/2022)

Permit Type	Permit Work Class*	Permits Issued	Square Feet	Valuation	Fees Paid
	<b>TRADES - COMMERCIAL TOTAL:</b>	<b>26</b>	<b>0</b>	<b>\$524,024.00</b>	<b>\$2,149.89</b>
Utility	UTL - Connection Residential	2	0	\$0.00	\$310.00
	UTL - Dual Water	3	0	\$0.00	\$0.00
	UTL - Septic Abandonment	2	0	\$0.00	\$912.00
	<b>UTILITY TOTAL:</b>	<b>7</b>	<b>0</b>	<b>\$0.00</b>	<b>\$1,222.00</b>
Wells	Wells	83	0	\$233,597.00	\$20,763.91
	<b>WELLS TOTAL:</b>	<b>83</b>	<b>0</b>	<b>\$233,597.00</b>	<b>\$20,763.91</b>
	<b>GRAND TOTAL:</b>	<b>1,855</b>	<b>701,812</b>	<b>\$150,285,101.00</b>	<b>\$3,220,603.22</b>

*\* Double-click the Permit Work Class Name while in the browser to see Permit details for that Work Class.*

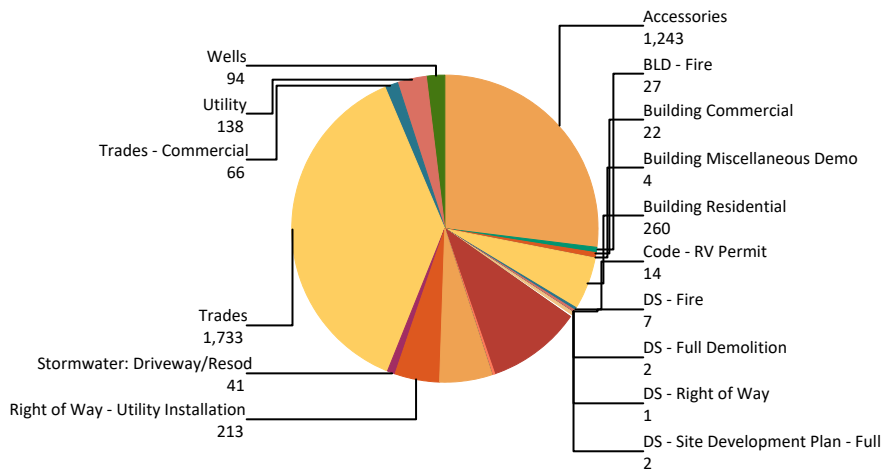
# KEY PERFORMANCE INDICATORS (10/01/2022 TO 10/31/2022) FOR CITY OF CAPE CORAL, FLORIDA

## Permits Applied For By Permit Type



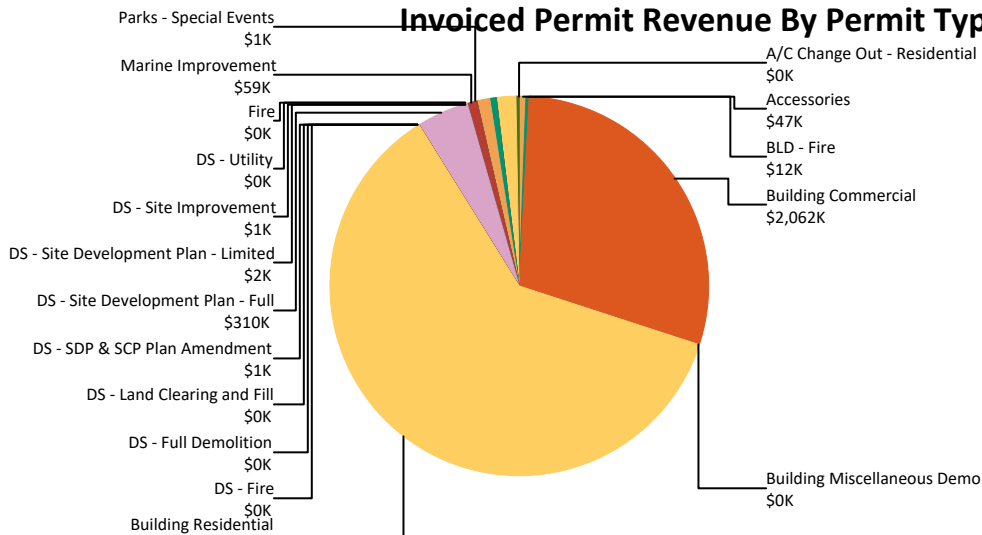
A/C Change Out - Residential	0.0%
Accessories	0.0%
BLD - Fire	0.7%
Building Commercial	0.0%
Building Miscellaneous Demo	0.0%
Building Residential	0.7%
Code - RV Permit	0.0%
DS - Fire	1.3%
DS - Full Demolition	0.0%
DS - Land Clearing and Fill	0.7%
DS - Right of Way	0.7%
DS - SDP & SCP Plan Amendment	0.7%
DS - Site Development Plan - Full	5.2%
DS - Site Development Plan - Limited	2.0%
DS - Site Improvement	1.3%
DS - Utility	2.0%
Fire	3.3%
Marine Improvement	0.0%
Parks - Special Events	1.3%
PL - Sign Permit	9.2%
PL - Temporary Use Permit	0.7%
Pool/Water Feature	0.0%
Residential Construction	0.0%
Right of Way - Utility Installation	4.6%
Stormwater: Driveway/Resod	10.5%
Trades	0.0%
Trades - Commercial	3.3%
Utility	5.2%
Wells	47.1%
<b>Total:</b>	<b>100.0%</b>

## Permits Expired By Permit Type



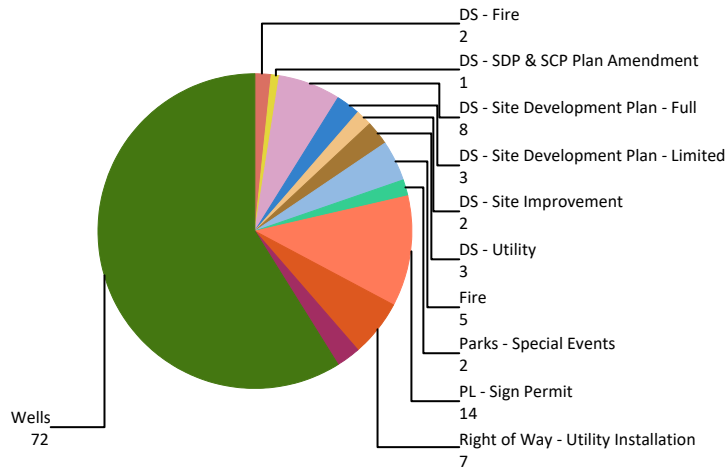
A/C Change Out - Residential	0.0%
Accessories	26.9%
BLD - Fire	0.6%
Building Commercial	0.5%
Building Miscellaneous Demo	0.1%
Building Residential	5.6%
Code - RV Permit	0.3%
DS - Fire	0.2%
DS - Full Demolition	0.0%
DS - Land Clearing and Fill	0.0%
DS - Right of Way	0.0%
DS - SDP & SCP Plan Amendment	0.0%
DS - Site Development Plan - Full	0.0%
DS - Site Development Plan - Limited	0.0%
DS - Site Improvement	0.3%
DS - Utility	0.1%
Fire	0.0%
Marine Improvement	10.1%
Parks - Special Events	0.0%
PL - Sign Permit	0.3%
PL - Temporary Use Permit	0.1%
Pool/Water Feature	5.6%
Residential Construction	0.0%
Right of Way - Utility Installation	4.6%
Stormwater: Driveway/Resod	0.9%
Trades	37.5%
Trades - Commercial	1.4%
Utility	3.0%
Wells	2.0%
<b>Total:</b>	<b>100.0%</b>

## Invoiced Permit Revenue By Permit Type



A/C Change Out - Residential	0.0%
Accessories	0.7%
BLD - Fire	0.2%
Building Commercial	29.1%
Building Miscellaneous Demo	0.0%
Building Residential	61.0%
Code - RV Permit	0.0%
DS - Fire	0.0%
DS - Full Demolition	0.0%
DS - Land Clearing and Fill	0.0%
DS - Right of Way	0.0%
DS - SDP & SCP Plan Amendment	0.0%
DS - Site Development Plan - Full	4.4%
DS - Site Development Plan - Limited	0.0%
DS - Site Improvement	0.0%
DS - Utility	0.0%
Fire	0.0%
Marine Improvement	0.8%
Parks - Special Events	0.0%
PL - Sign Permit	0.1%
PL - Temporary Use Permit	0.0%
Pool/Water Feature	1.1%
Residential Construction	0.5%
Right of Way - Utility Installation	0.0%
Stormwater: Driveway/Resod	0.1%
Trades	1.6%
Trades - Commercial	0.0%
Utility	0.1%
Wells	0.2%
<b>Total:</b>	<b>100.0%</b>

Permits Applied Online By Permit Type



A/C Change Out - Residential	0.0%
Accessories	0.0%
BLD - Fire	0.0%
Building Commercial	0.0%
Building Miscellaneous Demo	0.0%
Building Residential	0.0%
Code - RV Permit	0.0%
DS - Fire	1.6%
DS - Full Demolition	0.0%
DS - Land Clearing and Fill	0.0%
DS - Right of Way	0.0%
DS - SDP & SCP Plan Amendment	0.8%
DS - Site Development Plan - Full	6.6%
DS - Site Development Plan - Limited	2.5%
DS - Site Improvement	1.6%
DS - Utility	2.5%
Fire	4.1%
Marine Improvement	0.0%
Parks - Special Events	1.6%
PL - Sign Permit	11.5%
PL - Temporary Use Permit	0.0%
Pool/Water Feature	0.0%
Residential Construction	0.0%
Right of Way - Utility Installation	5.7%
Stormwater: Driveway/Resod	2.5%
Trades	0.0%
Trades - Commercial	0.0%
Utility	0.0%
Wells	59.0%
Total:	100.0%