



PERMITTING SERVICES DIVISION

Permits Applied	8,521
Permits Issued	8,132
Front Counter Average Wait Time (minutes)	31.28

BUILDING DIVISION

Plan Review

Average Building Code Review Times (Business Days)

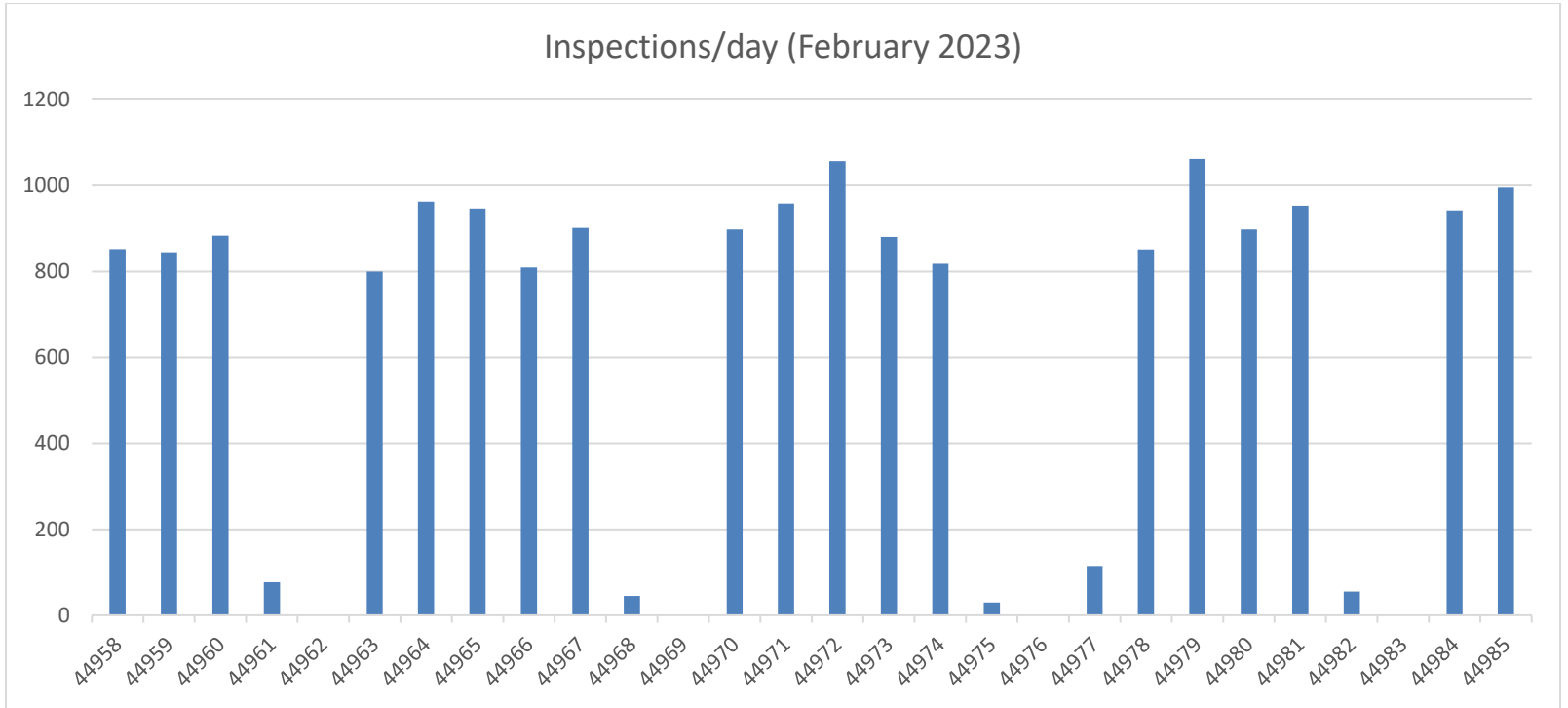
Residential	9,1
Commercial	21,6

Inspections

Scheduled / Completed - City	17,632 / 17,632
Inspection Time	Next day, except high volume of roofing permits
Completed - Private Provider	4,672

Number of personnel dedicated to enforcing the Florida Building Code, issuing building permits, and conducting inspections:

#	Permitting Services Division	#	Building Division
1	Manager	1	Building Official
1	Admin Assist	1	Admin Assist
3	Supervisors	1	CSR
24	Permit Technicians	24	Building Inspectors
3	Permit Specialists	3	Ordinance Inspectors
4	Permit Coordinators	11	Plans Examiners
36	TOTAL	41	TOTAL



TOTAL PERMITS (ISSUED) FISCAL YEAR <u>2023</u>	#
OCTOBER	5,101
NOVEMBER	7,380
DECEMBER	8,481
JANUARY	9,582
FEBRUARY	8,132
TOTAL TO DATE:	38,676

**PERMIT ISSUANCE SUMMARY (02/01/2023 TO 02/28/2023)
FOR CITY OF CAPE CORAL, FLORIDA**

Permit Type	Permit Work Class*	Permits Issued	Square Feet	Valuation	Fees Paid
A/C Change Out - Commercial	BLD - A/C Change Out - Commercial	29	0	\$214,052.60	\$2,298.50
A/C CHANGE OUT - COMMERCIAL TOTAL:		29	0	\$214,052.60	\$2,298.50
A/C Change Out - Residential	BLD - A/C Change Out - Residential	248	0	\$1,900,729.69	\$19,489.50
A/C CHANGE OUT - RESIDENTIAL TOTAL:		248	0	\$1,900,729.69	\$19,489.50
Accessories	BLD - Fence Repair/Replace	236	0	\$1,017,321.56	\$25,169.25
	BLD - Garage Door Replacement	130	0	\$304,634.00	\$15,210.00
	BLD - Shutters or Awning - Res	35	0	\$270,149.00	\$2,864.50
	BLD - Shutters or Awning with	1	0	\$7,750.00	\$230.63
	BLD - Shutters or Awning with	76	0	\$1,219,924.65	\$8,738.50
	Concrete:	10	0	\$94,358.00	\$1,250.98
	Dumpster Enclosure	1	0	\$20,000.00	\$307.00
	Enclosure: Fence / Screen	615	0	\$10,307,741.01	\$37,986.42
	Shed	26	0	\$154,304.76	\$3,232.54
	Window/Door	395	0	\$5,654,182.90	\$36,248.42
ACCESSORIES TOTAL:		1,525	0	\$19,050,365.88	\$131,238.24
BLD - Fire	Fire: Alarm / Monitoring / Sprinkler /	40	0	\$332,311.80	\$4,887.80
BLD - FIRE TOTAL:		40	0	\$332,311.80	\$4,887.80
Building Commercial	Antenna/Tower	4	1	\$85,000.00	\$852.86
	Construction Commercial	23	120,766	\$5,951,963.80	\$638,059.26
	General Permit: Canopy / Carport /	1	0	\$7,200.00	\$389.75
	Temporary Trailer: Sales/Construction	1	0	\$21,000.00	\$505.52
BUILDING COMMERCIAL TOTAL:		29	120,767	\$6,065,163.80	\$639,807.39
Building Miscellaneous Demo	Building Miscellaneous Demo	3	0	\$43,500.00	\$210.00
BUILDING MISCELLANEOUS DEMO TOTAL:		3	0	\$43,500.00	\$210.00
Building Residential	Residential Construction	138	309,410	\$45,007,572.40	\$1,467,908.76
	Struc Misc: Truss Repair/Wood	4	1,923	\$19,599.00	\$217.50
BUILDING RESIDENTIAL TOTAL:		142	311,333	\$45,027,171.40	\$1,468,126.26
Code - RV Permit	Code - RV Permit	94	0	\$0.00	\$0.00
CODE - RV PERMIT TOTAL:		94	0	\$0.00	\$0.00
DS - Fire	DS - Underground Fire Line	1	0	\$38,650.00	\$329.40
DS - FIRE TOTAL:		1	0	\$38,650.00	\$329.40
DS - Full Demolition	DS - Full Demolition	22	0	\$464,698.00	\$2,257.00
DS - FULL DEMOLITION TOTAL:		22	0	\$464,698.00	\$2,257.00
DS - Right of Way	DS - Commercial Driveway	1	0	\$0.00	\$99.00
DS - RIGHT OF WAY TOTAL:		1	0	\$0.00	\$99.00
DS - Site Development Plan - Full	DS - Site Development Plan - Full	3	0	\$1,825,000.00	\$183,794.00

PERMIT ISSUANCE SUMMARY (02/01/2023 TO 02/28/2023)

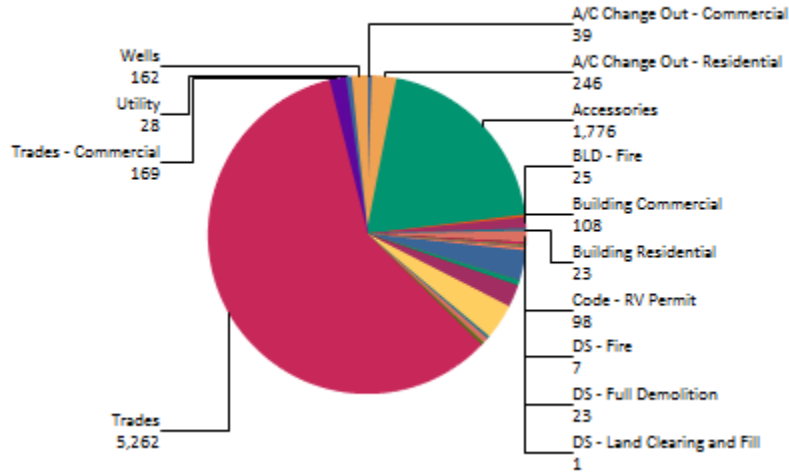
Permit Type	Permit Work Class *	Permits Issued	Square Feet	Valuation	Fees Paid
DS - SITE DEVELOPMENT PLAN - FULL TOTAL:		3	0	\$1,825,000.00	\$183,794.00
DS - Site Improvement	DS - Parking Lot	7	0	\$27,468.92	\$1,813.35
DS - SITE IMPROVEMENT TOTAL:		7	0	\$27,468.92	\$1,813.35
DS - Utility	DS - Backflow Prevention	4	0	\$7,294.00	\$264.00
DS - UTILITY TOTAL:		4	0	\$7,294.00	\$264.00
Fire	Fire - Burn Permit	1	0	\$0.00	\$80.00
FIRE TOTAL:		1	0	\$0.00	\$80.00
Marine Improvement	Marine Improvement	134	0	\$3,547,044.37	\$17,789.07
MARINE IMPROVEMENT TOTAL:		134	0	\$3,547,044.37	\$17,789.07
Parks - Special Events	Parks - Special Events Permit	7	0	\$0.00	\$920.00
PARKS - SPECIAL EVENTS TOTAL:		7	0	\$0.00	\$920.00
PL - Sign Permit	PL - Building Sign	15	897	\$32,503.00	\$2,468.72
	PL - Freestanding Sign	6	209	\$122,194.00	\$993.43
PL - SIGN PERMIT TOTAL:		21	1,105	\$154,697.00	\$3,462.15
PL - Temporary Use Permit	PL - Tent (not special events/firework)	1	0	\$0.00	\$85.00
PL - TEMPORARY USE PERMIT TOTAL:		1	0	\$0.00	\$85.00
Pool/Water Feature	Pool Deck Addition	7	0	\$103,300.00	\$1,950.14
	Pool Heater: Gas / Solar / Electric	93	0	\$215,917.00	\$6,339.29
	Pool: Above Ground / In Ground / Spa /	172	0	\$11,214,271.34	\$52,277.80
POOL/WATER FEATURE TOTAL:		272	0	\$11,533,488.34	\$60,567.23
Residential Construction	BLD - Remodel	25	25,041	\$1,471,889.32	\$6,510.68
	BLD - Single Family	215	585,114	\$89,487,895.60	\$2,444,603.41
RESIDENTIAL CONSTRUCTION TOTAL:		240	610,155	\$90,959,784.92	\$2,451,114.09
Right of Way - Utility Installation	Right of Way - Utility Installation	17	0	\$0.00	\$1,638.00
RIGHT OF WAY - UTILITY INSTALLATION TOTAL:		17	0	\$0.00	\$1,638.00
Stormwater: Driveway/Resod	Stormwater: Driveway Replacement /	53	0	\$336,815.00	\$6,745.00
	Stormwater: Driveway/Resod	1	0	\$500.00	\$125.00
	Stormwater: Resod	9	0	\$12,885.00	\$704.00
STORMWATER: DRIVEWAY/RESOD TOTAL:		63	0	\$350,200.00	\$7,574.00
Temporary Habitable Structure	Temporary Habitable Structure	16	0	\$0.00	\$0.00
TEMPORARY HABITABLE STRUCTURE TOTAL:		16	0	\$0.00	\$0.00
Trades	BLD - Electric Emergency Hookup and	31	0	\$63,880.00	\$2,599.00

PERMIT ISSUANCE SUMMARY (02/01/2023 TO 02/28/2023)

Permit Type	Permit Work Class *	Permits Issued	Square Feet	Valuation	Fees Paid
	BLD - Electric for Dock - Res	52	0	\$145,533.00	\$3,228.30
	BLD - Other Roofing - Residential	178	0	\$6,999,663.46	\$13,129.00
	BLD - Plumbing Re-pipe Residential	45	0	\$266,861.20	\$6,174.63
	BLD - Re-Roof Shingle or Metal	4,096	0	\$95,473,670.85	\$321,938.75
	BLD - Re-Roof Tile to Tile	148	0	\$15,311,380.71	\$11,735.50
	Electrical	307	0	\$8,406,281.11	\$38,334.58
	Mechanical/HVAC	16	0	\$140,983.20	\$1,988.05
	Plumbing/Gas	406	0	\$948,442.00	\$25,153.97
	TRADES TOTAL:	5,279	0	\$127,756,695.53	\$424,281.78
Trades - Commercial	BLD - Electric Emergency Hookup and	4	0	\$4,968.00	\$252.00
	BLD - Plumbing Re-pipe Commercial	4	0	\$20,185.00	\$556.08
	BLD - Roofing - Commercial	88	0	\$7,591,578.98	\$6,733.75
	Electrical - Commercial	17	0	\$85,375.62	\$2,152.62
	Mechanical/HVAC - Commercial	5	0	\$31,726.00	\$1,261.10
	Plumbing/Gas - Commercial	9	0	\$38,202.26	\$1,181.00
	TRADES - COMMERCIAL TOTAL:	127	0	\$7,772,035.86	\$12,136.55
Utility	UTL - Connection Commercial	1	0	\$0.00	\$6,410.00
	UTL - Connection Residential	7	0	\$0.00	\$1,240.00
	UTL - Dual Water	22	0	\$0.00	\$2,254.00
	UTL - Reconnect	1	0	\$0.00	\$0.00
	UTL - Septic Abandonment	7	0	\$0.00	\$550.00
	UTILITY TOTAL:	38	0	\$0.00	\$10,454.00
Wells	Wells	145	0	\$500,186.00	\$36,282.99
	WELLS TOTAL:	145	0	\$500,186.00	\$36,282.99
	GRAND TOTAL:	8,509	1,043,361	\$317,570,538.11	\$5,480,999.30

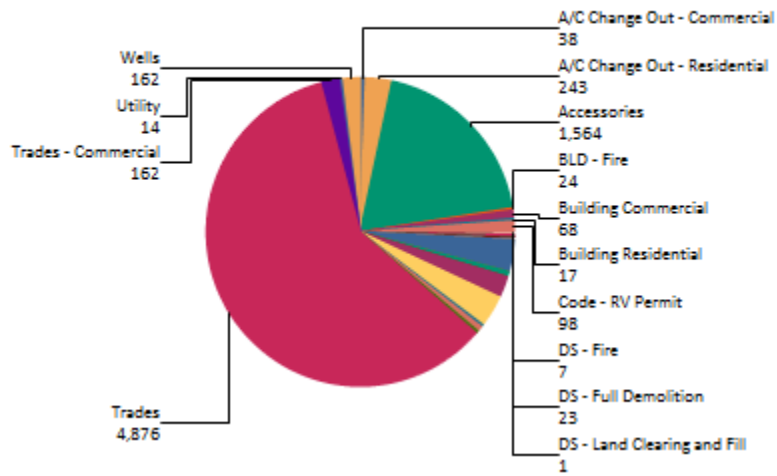
KEY PERFORMANCE INDICATORS (02/01/2023 TO 02/28/2023) FOR CITY OF CAPE CORAL, FLORIDA

Permits Applied For By Permit Type



A/C Change Out - Commercial	0.1%
A/C Change Out - Residential	1.7%
Accessories	19.8%
BLD - Fire	0.2%
Building Commercial	1.2%
Building Miscellaneous Demo	0.0%
Building Residential	0.2%
Code - RV Permit	1.1%
DS - Fire	0.1%
DS - Full Demolition	0.2%
DS - Land Clearing and Fill	0.0%
DS - Marine	0.0%
DS - Right of Way	0.0%
DS - SDP & SDP Plan Amendment	0.0%
DS - SDP Development Plan - Full	0.1%
DS - SDP Development Plan - Limited	0.0%
DS - SDP Improvement	0.1%
DS - Subdivision Construction Plan	0.0%
DS - Utility	0.1%
Fire	0.2%
Marine Improvement	0.0%
Public - Special Events	0.1%
P.U. - Sign Permit	0.0%
P.U. - Temporary Use Permit	0.0%
Pool/Water Feature	0.2%
Residential Construction	0.2%
Right of Way - Utility Installation	0.1%
Shoreline - Dredging/Reef	0.1%
Temporary Mobile Structure	0.2%
Trades	28.7%
Trades - Commercial	1.9%
Utility	0.2%
Wells	1.8%
Total	100.0%

Permits Applied Online By Permit Type



A/C Change Out - Commercial	0.1%
A/C Change Out - Residential	0.4%
Accessories	18.1%
BLD - Fire	0.2%
Building Commercial	0.8%
Building Miscellaneous Demo	0.0%
Building Residential	0.2%
Code - RV Permit	1.1%
DS - Fire	0.1%
DS - Full Demolition	0.2%
DS - Land Clearing and Fill	0.0%
DS - Marine	0.0%
DS - Right of Way	0.0%
DS - SDP & SDP Plan Amendment	0.0%
DS - SDP Development Plan - Full	0.1%
DS - SDP Development Plan - Limited	0.0%
DS - SDP Improvement	0.1%
DS - Subdivision Construction Plan	0.0%
DS - Utility	0.1%
Fire	0.2%
Marine Improvement	0.0%
Public - Special Events	0.1%
P.U. - Sign Permit	0.0%
P.U. - Temporary Use Permit	0.0%
Pool/Water Feature	0.2%
Residential Construction	0.2%
Right of Way - Utility Installation	0.1%
Shoreline - Dredging/Reef	0.0%
Temporary Mobile Structure	0.2%
Trades	28.2%
Trades - Commercial	1.9%
Utility	0.1%
Wells	1.8%
Total	100.0%