



Building and Permit Utilization Report

December 2022

Permitting Services Division

Permits Applied	8,862
Permits Issued	8,481
Front Counter Average Wait Time (minutes)	18.9

Building Division

Plan Review

Average Building Code Review Times (Business Days)

Residential	19.9
Commercial	19.9

Inspections

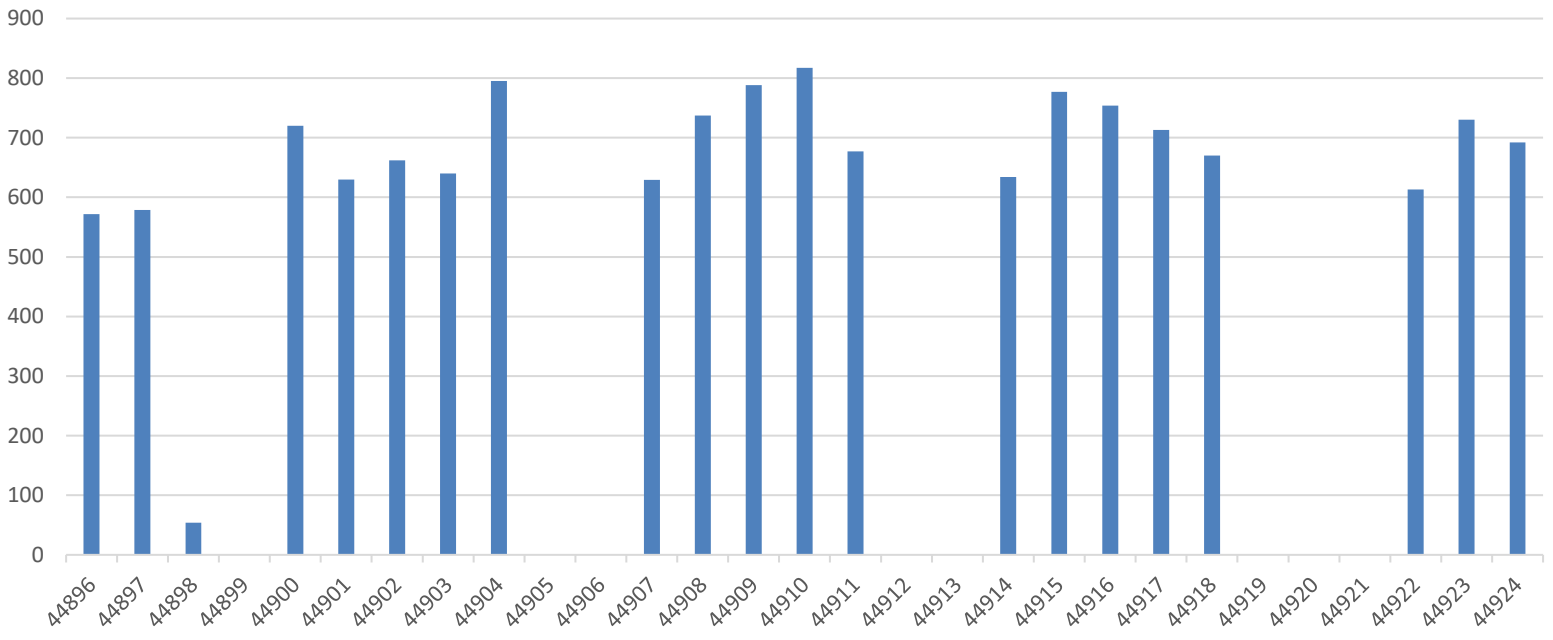
Scheduled / Completed - City	12,222 / 12,222
Inspection Time	Next day, except high volume of roofing permits
Completed - Private Provider	3,003

Number of personnel dedicated to enforcing the Florida Building Code, issuing building permits, and conducting inspections:

#	Permitting Services Division	#	Building Division
1	Manager	1	Building Official
1	Admin Assist	1	Admin Assist
3	Supervisors	1	CSR
25	Permit Technicians	24	Building Inspectors
2	Permit Specialists	3	Ordinance Inspectors
5	Permit Coordinators	12	Plans Examiners
37	TOTAL	42	TOTAL

TOTAL PERMITS (ISSUED) FISCAL YEAR <u>2023</u>	#
OCTOBER	5,101
NOVEMBER	7,380
DECEMBER	8,481
TOTAL:	20,962

Inspections/day (December 2022)



PERMIT ISSUANCE SUMMARY (12/01/2022 TO 12/31/2022) FOR CITY OF CAPE CORAL, FLORIDA

Permit Type	Permit Work Class*	Permits Issued	Square Feet	Valuation	Fees Paid
A/C Change Out - Commercial	BLD - A/C Change Out - Commercial	69	0	\$463,829.62	\$2,765.00
A/C CHANGE OUT - COMMERCIAL TOTAL:		69	0	\$463,829.62	\$2,765.00
A/C Change Out - Residential	BLD - A/C Change Out - Residential	332	0	\$2,619,700.83	\$17,222.00
A/C CHANGE OUT - RESIDENTIAL TOTAL:		332	0	\$2,619,700.83	\$17,222.00
Accessories	BLD - Fence Repair/Replace Residen	56	0	\$439,361.35	\$187.25
	BLD - Garage Door Replacement	39	0	\$105,672.00	\$1,755.00
	Concrete: RetainingWall/Slab/Pilings/(11	0	\$63,580.00	\$925.46
	Dumpster Enclosure	1	0	\$15,000.00	\$150.00
	Enclosure: Fence / Screen	392	0	\$4,997,033.76	\$13,408.71
	Flagpole	1	0	\$0.00	\$0.00
	Shade Structure: Gazebo, Pergola, St	2	0	\$12,400.00	\$482.50
	Shed	17	0	\$86,183.87	\$1,816.58
	Window/Door/Shutter	335	0	\$5,190,553.38	\$31,491.67
ACCESSORIES TOTAL:		854	0	\$10,909,784.36	\$50,217.17
BLD - Fire	Fire: Alarm / Monitoring / Sprinkler / St	9	0	\$204,560.00	\$2,781.84
BLD - FIRE TOTAL:		9	0	\$204,560.00	\$2,781.84
Building Commercial	Antenna/Tower	5	120	\$77,139.00	\$1,300.11
	Construction Commercial	10	47,093	\$1,382,277.00	\$142,600.89
	Tank: Storage / Fuel / Chlorine	1	0	\$63,400.00	\$790.59
BUILDING COMMERCIAL TOTAL:		16	47,213	\$1,522,816.00	\$144,691.59
Building Miscellaneous Demo	Building Miscellaneous Demo	1	0	\$500.00	\$108.75
BUILDING MISCELLANEOUS DEMO TOTAL:		1	0	\$500.00	\$108.75
Building Residential	Residential Construction	255	580,625	\$86,830,435.08	\$2,430,170.36
	Struc Misc: Truss Repair/Wood Deck/	3	250	\$2,000.00	\$152.54
BUILDING RESIDENTIAL TOTAL:		258	580,875	\$86,832,435.08	\$2,430,322.90
Code - RV Permit	Code - RV Permit	1	0	\$0.00	\$0.00
CODE - RV PERMIT TOTAL:		1	0	\$0.00	\$0.00
DS - Fire	DS - Underground Fire Line	1	0	\$300,000.00	\$0.00
DS - FIRE TOTAL:		1	0	\$300,000.00	\$0.00
DS - Full Demolition	DS - Full Demolition	18	0	\$383,914.00	\$381.60
DS - FULL DEMOLITION TOTAL:		18	0	\$383,914.00	\$381.60
DS - Land Clearing and Fill	DS - Land Clearing and Fill	2	0	\$2,000.00	\$320.00
DS - LAND CLEARING AND FILL TOTAL:		2	0	\$2,000.00	\$320.00
DS - Right of Way	DS - Commercial Driveway	1	0	\$0.00	\$99.00
DS - RIGHT OF WAY TOTAL:		1	0	\$0.00	\$99.00

** Double-click the Permit Work Class Name while in the browser to see Permit details for that Work Class.*

PERMIT ISSUANCE SUMMARY (12/01/2022 TO 12/31/2022)

Permit Type	Permit Work Class*	Permits Issued	Square Feet	Valuation	Fees Paid
DS - Site Development Plan - Full	DS - Site Development Plan - Full	3	0	\$2,619,806.00	\$294,789.68
DS - SITE DEVELOPMENT PLAN - FULL TOTAL:		3	0	\$2,619,806.00	\$294,789.68
DS - Site Development Plan - Limited	DS - Site Development Plan - Limited	1	0	\$0.00	\$2,127.44
DS - SITE DEVELOPMENT PLAN - LIMITED TOTAL:		1	0	\$0.00	\$2,127.44
DS - Site Improvement	DS - Site Improvement Phase - Misc.	1	0	\$2,400.00	\$423.00
DS - SITE IMPROVEMENT TOTAL:		1	0	\$2,400.00	\$423.00
DS - Subdivision Construction Plan	DS - Subdivision Construction Plan	1	0	\$1,029,991.00	\$9,491.60
DS - SUBDIVISION CONSTRUCTION PLAN TOTAL:		1	0	\$1,029,991.00	\$9,491.60
DS - Utility	DS - Backflow Prevention	1	0	\$800.00	\$66.00
	DS - Utility Services Relocation	1	0	\$2,400.00	\$1,383.00
DS - UTILITY TOTAL:		2	0	\$3,200.00	\$1,449.00
Fire	Fire - Firework Sales	8	0	\$0.00	\$2,175.00
	Fire - Fireworks Display Permit	1	0	\$0.00	\$225.00
FIRE TOTAL:		9	0	\$0.00	\$2,400.00
Marine Improvement	Marine Improvement	399	0	\$10,614,860.50	\$48,841.79
MARINE IMPROVEMENT TOTAL:		399	0	\$10,614,860.50	\$48,841.79
Parks - Special Events	Parks - Special Events Permit	6	0	\$0.00	\$580.00
PARKS - SPECIAL EVENTS TOTAL:		6	0	\$0.00	\$580.00
PL - Sign Permit	PL - Building Sign	4	138	\$13,880.00	\$708.17
	PL - Freestanding Sign	1	24	\$450.00	\$72.20
PL - SIGN PERMIT TOTAL:		5	162	\$14,330.00	\$780.37
PL - Temporary Use Permit	PL - Tent (not special events/firework	1	0	\$0.00	\$0.00
PL - TEMPORARY USE PERMIT TOTAL:		1	0	\$0.00	\$0.00
Pool/Water Feature	Pool Deck Addition	2	0	\$40,678.00	\$325.63
	Pool Heater: Gas / Solar / Electric	58	0	\$119,240.00	\$653.81
	Pool: Above Ground / In Ground / Spa	99	0	\$5,311,349.42	\$25,042.59
POOL/WATER FEATURE TOTAL:		159	0	\$5,471,267.42	\$26,022.03
Residential Construction	BLD - Remodel	8	12,134	\$476,683.00	\$436.47
	BLD - Single Family	80	223,040	\$35,068,186.51	\$856,461.56
RESIDENTIAL CONSTRUCTION TOTAL:		88	235,174	\$35,544,869.51	\$856,898.03
Right of Way - Utility Installation	Right of Way - Utility Installation	19	0	\$0.00	\$2,016.00
RIGHT OF WAY - UTILITY INSTALLATION TOTAL:		19	0	\$0.00	\$2,016.00

** Double-click the Permit Work Class Name while in the browser to see Permit details for that Work Class.*

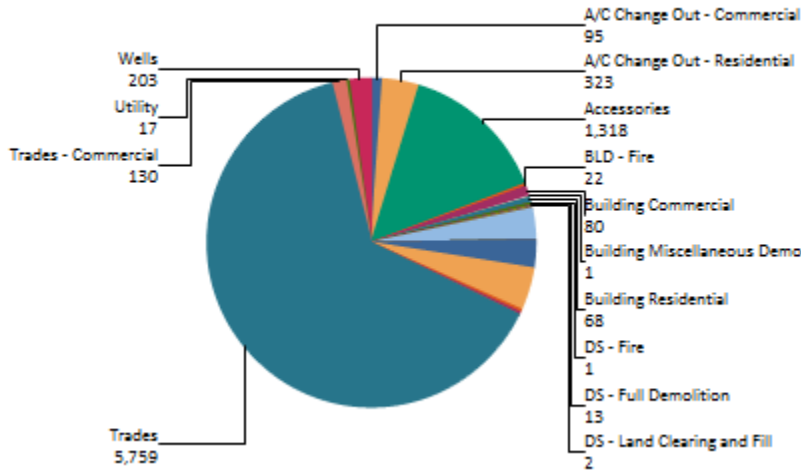
PERMIT ISSUANCE SUMMARY (12/01/2022 TO 12/31/2022)

Permit Type	Permit Work Class*	Permits Issued	Square Feet	Valuation	Fees Paid
Stormwater: Driveway/Resod	Stormwater: Driveway Replacement /	22	0	\$200,308.00	\$2,830.50
	Stormwater: Driveway/Resod	3	0	\$4,700.00	\$289.75
	Stormwater: Resod	5	0	\$6,850.00	\$537.50
STORMWATER: DRIVEWAY/RESOD TOTAL:		30	0	\$211,858.00	\$3,657.75
Trades	BLD - Electric Emergency Hookup anc	17	0	\$32,283.00	\$372.00
	BLD - Other Roofing - Residential	2,836	0	\$74,206,338.31	\$23,764.75
	BLD - Re-Roof Shingle or Metal	2,166	0	\$50,425,635.59	\$13,378.00
	BLD - Re-Roof Tile to Tile	64	0	\$3,739,215.29	\$335.50
	Electrical	327	0	\$7,003,103.92	\$31,898.29
	Mechanical/HVAC	32	0	\$219,195.72	\$2,026.61
	Plumbing/Gas	552	0	\$1,272,882.87	\$34,491.03
TRADES TOTAL:		5,994	0	\$136,898,654.70	\$106,266.18
Trades - Commercial	BLD - Electric Emergency Hookup anc	6	0	\$8,502.00	\$252.00
	BLD - Roofing - Commercial	72	0	\$6,061,176.66	\$565.50
	Electrical - Commercial	12	0	\$20,708.59	\$1,595.09
	Mechanical/HVAC - Commercial	7	0	\$146,174.21	\$1,249.53
	Plumbing/Gas - Commercial	13	0	\$119,859.00	\$1,892.76
TRADES - COMMERCIAL TOTAL:		110	0	\$6,356,420.46	\$5,554.88
Utility	UTL - Connection Commercial	3	0	\$0.00	\$45,114.00
	UTL - Connection Residential	1	0	\$0.00	\$310.00
	UTL - Dual Water	9	0	\$0.00	\$0.00
	UTL - Septic Abandonment	1	0	\$0.00	\$75.00
UTILITY TOTAL:		14	0	\$0.00	\$45,499.00
Wells	Wells	196	0	\$736,511.00	\$48,325.98
WELLS TOTAL:		196	0	\$736,511.00	\$48,325.98
GRAND TOTAL:		8,600	863,425	\$302,743,708.48	\$4,104,032.58

** Double-click the Permit Work Class Name while in the browser to see Permit details for that Work Class.*

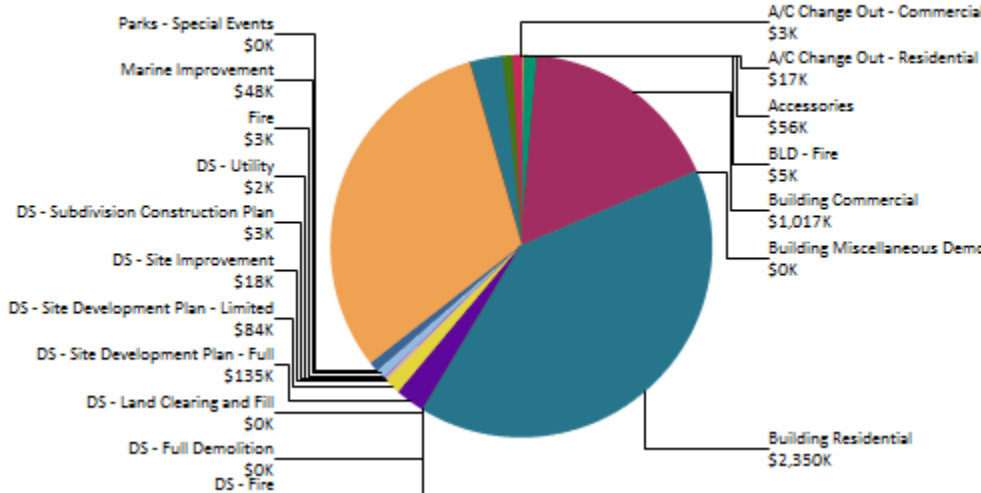
KEY PERFORMANCE INDICATORS (12/01/2022 TO 12/31/2022) FOR CITY OF CAPE CORAL, FLORIDA

Permits Applied For By Permit Type



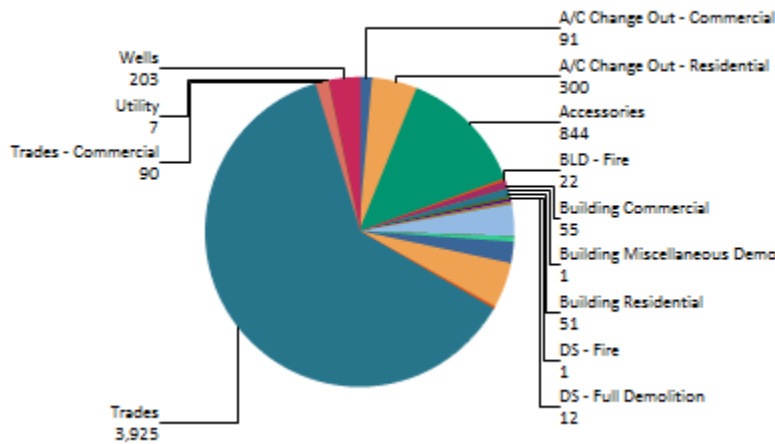
A/C Change Out - Commercial	1.1%
A/C Change Out - Residential	2.6%
Accessories	14.6%
BLD - Fire	0.2%
Building Commercial	0.9%
Building Miscellaneous Demo	0.0%
Building Residential	0.9%
DS - Fire	0.0%
DS - Full Demolition	0.1%
DS - Land Clearing and Fill	0.0%
DS - Site Development Plan - Full	0.2%
DS - Site Development Plan - Limited	0.0%
DS - Site Improvement	0.0%
DS - Subdivision Construction Plan	0.0%
DS - Utility	0.0%
Fire	0.2%
Marine Improvement	2.2%
Parks - Special Events	0.2%
PL - Sign Permit	0.2%
PL - Temporary Use Permit	0.2%
Pool/Water Feature	2.6%
Residential Construction	4.2%
Right of Way - Median Landscape	0.0%
Right of Way - Utility Installation	0.2%
Stormwater - Driveway/Read	0.2%
Temporary Habitable Structure	0.0%
Trades	69.9%
Trades - Commercial	1.4%
Utility	0.2%
Wells	2.2%
Total	100.0%

Invoiced Permit Revenue By Permit Type



A/C Change Out - Commercial	0.1%
A/C Change Out - Residential	0.2%
Accessories	1.0%
BLD - Fire	0.1%
Building Commercial	17.2%
Building Miscellaneous Demo	0.0%
Building Residential	40.0%
DS - Fire	0.0%
DS - Full Demolition	0.0%
DS - Land Clearing and Fill	0.0%
DS - Site Development Plan - Full	2.2%
DS - Site Development Plan - Limited	1.4%
DS - Site Improvement	0.2%
DS - Subdivision Construction Plan	0.1%
DS - Utility	0.0%
Fire	0.1%
Marine Improvement	0.8%
Parks - Special Events	0.0%
PL - Sign Permit	0.0%
PL - Temporary Use Permit	0.0%
Pool/Water Feature	0.7%
Residential Construction	21.1%
Right of Way - Median Landscape	0.0%
Right of Way - Utility Installation	0.2%
Stormwater - Driveway/Read	0.2%
Temporary Habitable Structure	0.0%
Trades	2.5%
Trades - Commercial	0.1%
Utility	0.6%
Wells	0.9%
Total	100.0%

Permits Applied Online By Permit Type



A/C Change Out - Commercial	1.4%
A/C Change Out - Residential	4.7%
Accessories	19.2%
BLD - Fire	0.2%
Building Commercial	0.9%
Building Miscellaneous Demo	0.0%
Building Residential	0.8%
DS - Fire	0.0%
DS - Full Demolition	0.2%
DS - Land Clearing and Fill	0.0%
DS - Site Development Plan - Full	0.2%
DS - Site Development Plan - Limited	0.0%
DS - Site Improvement	0.0%
DS - Subdivision Construction Plan	0.0%
DS - Utility	0.0%
Fire	0.2%
Marine Improvement	2.4%
Parks - Special Events	0.0%
PL - Sign Permit	0.2%
PL - Temporary Use Permit	0.2%
Pool/Water Feature	2.2%
Residential Construction	4.7%
Right of Way - Median Landscape	0.0%
Right of Way - Utility Installation	0.2%
Stormwater - Driveway/Read	0.2%
Temporary Habitable Structure	0.0%
Trades	61.8%
Trades - Commercial	1.4%
Utility	0.1%
Wells	2.2%
Total	100.0%